

# *Salvia penghuana* (Lamiaceae), a new species from Guizhou, China

Feng-Jin Qiu<sup>1,2</sup>, Deng-Li Yu<sup>3</sup>, Hong-Bo Lan<sup>4</sup>, Ming-Tai An<sup>5</sup>, Yan-Fei Geng<sup>1</sup>, Chun-Lei Xiang<sup>6</sup>, Guo-Xiong Hu<sup>1</sup>

1 College of Life Sciences, Guizhou University, Guiyang 550025, Guizhou, China

2 Key Laboratory of Plant Resource Conservation and Germplasm Innovation in Mountainous Region (Ministry of Education), Guizhou University, Guiyang 550025, Guizhou, China

3 Management Department of Maolan National Nature Reserve, Libo 558400, Guizhou, China

4 Kuankuoshui National Nature Reserve Administration, Zunyi 563300, Guizhou, China

5 College of Forestry, Guizhou University, Guiyang 550025, Guizhou, China

6 Key Laboratory for Plant Diversity and Biogeography of East Asia, Kunming Institute of Botany, Chinese Academy of Sciences, Kunming 650201, Yunnan, China

Corresponding authors: Yan-Fei Geng (yfgeng@gzu.edu.cn); Guo-Xiong Hu (gxhu@gzu.edu.cn)

## Abstract

*Salvia penghuana*, a new species from Guizhou Province of southwestern China, is described and illustrated. Morphologically, *Salvia penghuana* is similar to *S. filicifolia*, but can be easily distinguished from the latter by ovate-lanceolate bracts, purple corolla, and foot-shaped fused lower arms of connective. In addition, *S. penghuana* is morphologically similar to *S. cavaleriei*, but differs by having 3–4-pinnate leaf, ovate-lanceolate bracts, puberulent calyx, and longer upper arms of connective. Based on the fibril root, small calyx and corolla, and completely reduced posterior thecae, *S. penghuana* should be placed in section *Sobiso* of subg. *Glutinaria*.

**Key words:** *Salvia cavaleriei*, *Salvia filicifolia*, sect. *Sobiso*, stamen movement, Subg. *Glutinaria*



Academic editor: Bo Li

Received: 23 June 2024

Accepted: 11 August 2024

Published: 2 September 2024

**Citation:** Qiu F-J, Yu D-L, Lan H-B, An M-T, Geng Y-F, Xiang C-L, Hu G-X (2024) *Salvia penghuana* (Lamiaceae), a new species from Guizhou, China. PhytoKeys 246: 179–187. <https://doi.org/10.3897/phytokeys.246.130332>

Copyright: © Feng-Jin Qiu et al.

This is an open access article distributed under terms of the Creative Commons Attribution License (Attribution 4.0 International – CC BY 4.0).

## Introduction

As currently defined, the genus *Salvia* L. includes the five traditionally defined genera (*Dorystaechas* Boiss. & Heldr. ex Benth., *Meriandra* Benth., *Perovskia* Kar., *Rosmarinus* L., and *Zhumeria* Rech. f. & Wendelbo) and is classified into 11 subgenera (Drew et al. 2017; Hu et al. 2018; Kriebel et al. 2019; Moein et al. 2023). With approximately 1000 species, *Salvia* is the largest genus within Lamiaceae (Walker et al. 2004; Wei et al. 2015; Hu et al. 2018), and has a subcosmopolitan distribution, but mainly radiates in Mesoamerica/South America, Southwestern Asia and the Mediterranean region, and Eastern Asia (Walker and Sytsma 2007; Wei et al. 2015; Hu et al. 2018). Recently, a large number of new species or hybrids of this genus have been reported around the world (Celep et al. 2020; González-Gallegos et al. 2021, 2023; İlçim et al. 2023; Jin et al. 2023; Huang et al. 2024).

In East Asia, ca. 100 *Salvia* species have been recorded, most of which are found in China. To date, 89 native species (Li and Hedge 1994; Hu et al. 2014, 2017; Hu and Peng 2015; Chen et al. 2016; Wang et al. 2016; Xiang et al. 2016; Ding et al. 2019; Wei et al. 2019, 2021; Jin et al. 2023; Huang et al. 2024) and

three naturalized species from the New World (viz. *S. coccinea* Buc'hoz ex Etl., *S. reflexa* Hornem., and *S. tiliifolia* Vahl) have been reported in China (Li and Hedge 1994; Hu et al. 2013; Shao et al. 2019). Based on the staminal morphology, *Salvia* in East Asia had been placed in subg. *Salvia*, subg. *Sclarea* (Moench) Benth., and subg. *Allagospadonopsis* Briq. (Sun and Wu 1977; Murata and Yamazaki 1993). Recently, based on molecular and morphological evidence, Hu et al. (2018, 2020) classified East Asiatic *Salvia* into two subgenera. *Salvia grandifolia* (endemic to the Hengduan Mountains) and *S. deserta* (distributed in Xinjiang of China, and Central Asia) are retained in the subg. *Sclarea* that includes ca. 120 species mainly from Southwestern Asia, Europe, Mediterranean region (Kriebel et al. 2019; Hu et al. 2020), and the other East Asiatic *Salvia* species were placed in the newly established subg. *Glutinaria* (Raf.) G.X.Hu, C.L.Xiang & B.T.Drew (Hu et al. 2018, 2020).

In January 2021, we were attracted by a *Salvia* population with 3–4-pinnately compound leaves in Libo, southern Guizhou, China. The plants without flowers morphologically resemble *S. filicifolia* Merr. Another population was later found in Kuankuoshui National Nature Reserve (northern Guizhou, China) in April 2021 and some living materials were collected and cultivated at Guizhou University. After careful observation of the flower morphology of the cultivated plants, we confirmed that these collections are not *S. filicifolia*, and may represent a new species. Over the next three years, we continued to observe the species in the field and carefully compared it with other species of *Salvia*. Finally, we confirmed that the new collections represented an undescribed species, and therefore described the new species here.

## Materials and methods

Specimens of the potential new species were collected in Libo and Suiyang counties, Guizhou Province, China. Morphological comparisons between the new species and its morphologically similar species (*S. cavaleriei* and *S. filicifolia*) were performed based on fresh materials as well as herbarium specimens deposited at GACP and KUN. Ten diagnostic characters involved in leaf, verticillaster, bract, calyx, corolla, stamen, and nutlet were selected to conduct the comparisons (Table 1). Morphological descriptions mainly referred to the Flora of China (Li and Hedge 1994).

**Table 1.** Comparison of morphological characters between *Salvia penghuana* and its morphologically similar species.

Characters	<i>Salvia penghuana</i>	<i>Salvia filicifolia</i>	<i>Salvia cavaleriei</i>
Leaves	3–4-pinnate	3–4-pinnate	simple to 2-pinnate
Verticillasters	6-flowered	6–10-flowered	2–6-flowered
Bracts	ovate-lanceolate	linear-lanceolate	lanceolate
Calyx tube	sparsely glandular or puberulent along veins outside, glabrous or apically fine strigose inside	sparsely glandular or villous along veins outside, sparsely villous annulate inside	glabrous outside, apically fine strigose inside
Corolla color	purple	yellow or white	blue-purple to purple-red or white
The middle lobe of the lower lip of corolla	subrectangular	obcordate	obcordate
Lower arm	foot-shaped, fused	subulate, separated	foot-shaped, fused
Upper arm length	ca. 5 mm	ca. 5 mm	ca. 3 mm
Lower arm length	ca. 1.5 mm	ca. 1.8 mm	ca. 1.5 mm
Nutlets	pale brown, ca. 2 mm	brown, ca. 1.5 mm	black, ca. 0.8 mm

## Taxonomy treatment

***Salvia penghuana* G.X.Hu & C.L.Xiang, sp. nov.**

urn:lsid:ipni.org:names:77347687-1

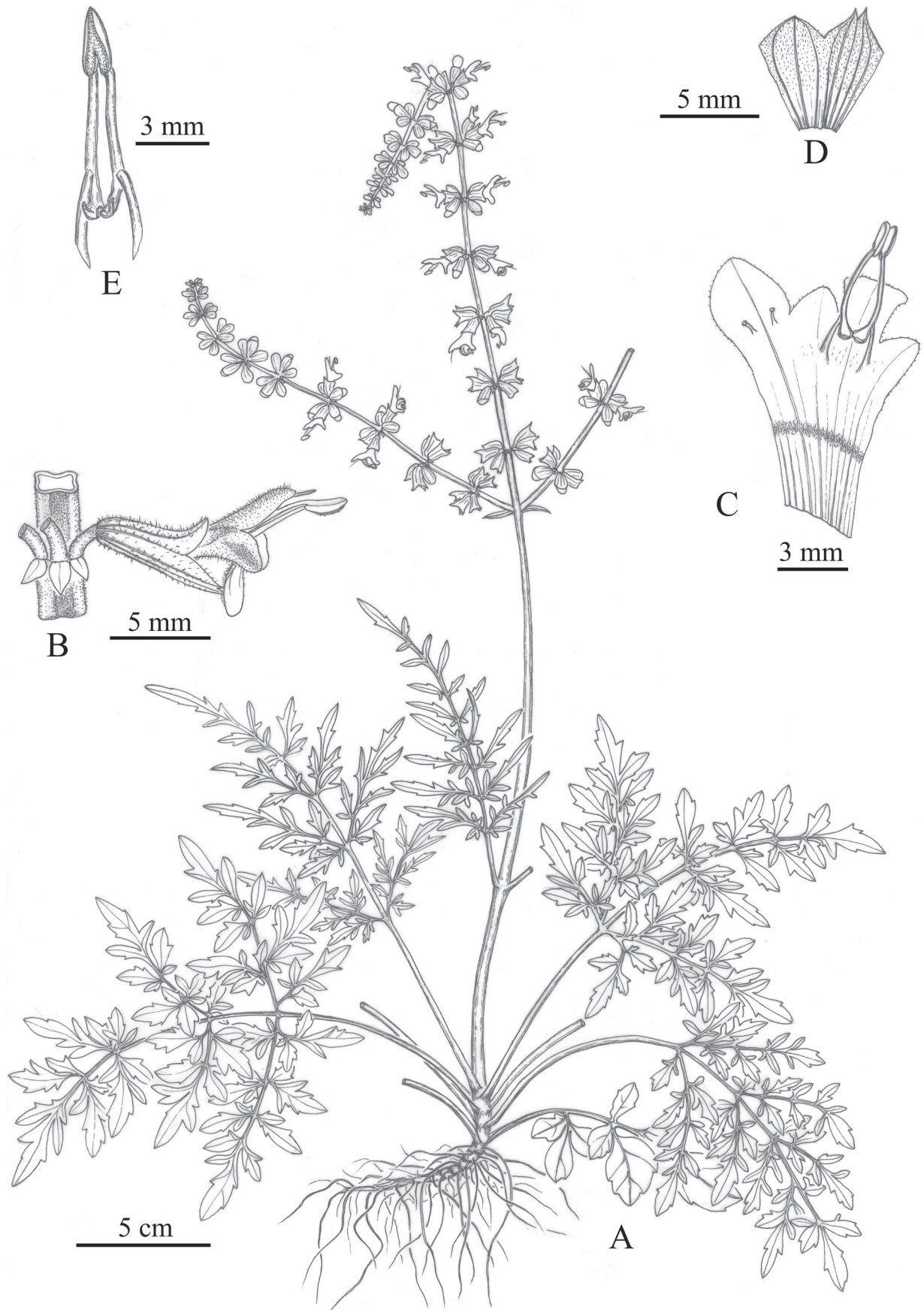
Figs 1, 2

**Type.** CHINA • Guizhou Province: Libo County, Yaoshan Town, Pobashao, karst forest margin, elevation 790 m, 1 May 2022, G. X. Hu & Y. F. Geng 758 (holotype: GACPI; isotypes: GACPI, KUN!).


**Diagnosis.** *Salvia penghuana* is similar to *S. filicifolia*, but differs in having 6-flowered verticillasters (vs. 6–10-flowered verticillasters), ovate-lanceolate bracts (vs. linear-lanceolate), purple corolla (vs. yellow or white), foot-shaped fused lower arms of connective (vs. subulate separated lower arm). It is also similar to *S. cavaleriei*, but differs by having 3–4-pinnate leaves (vs. simple to 2-pinnate), ovate-lanceolate bracts (vs. lanceolate), puberulent calyx (vs. glabrous), longer upper arms of connective (ca. 5 mm vs. ca. 3 mm).

**Description.** Perennial herbs. Roots fibrous, 5–15 cm long. Stems erect, 10–60 cm tall, finely minutely pubescent or glabrous, simple, or branched from the base. Leaves mostly basal, cauline leaves absent or 1–2 paired; the most basal leaves 1–2-pinnate, usually 1-paired, caducous, petiole 4–10 cm long, terminal leaflets ovate, margin serrate; other basal leaves 3–4-pinnate, petiole 6–12 cm long, leaf blades ovate, 9–16 × 8–13 cm, lobes numerous, elliptic to linear-lanceolate, margin entire or few lobulate, terminal leaflets lanceolate, ca. 7 × 2 mm, adaxially dark green, glabrous or sparsely puberulent, abaxially greenish or purplish-brown, glabrous or villous along veins. Verticillasters 6-flowered, in racemes or panicles; rachis puberulent and glandular pilose. Bracts ovate to lanceolate, 4–6 × 1.5–2.5 mm, apex acuminate, margin entire, glabrous; bracteoles similar to bracts in shape but smaller. Pedicels 2–3 mm long, puberulent. Calyx tubular-campanulate, 4–6 mm long, bilabiate to one-fourth its length, pale purple, sparsely glandular or puberulent along veins outside, glabrous or apically fine strigose inside; upper lip semicircular-triangular, ca. 2 × 3 mm, margin entire; lower lip ca. 2 × 2.5 mm, shallowly 2-toothed, teeth triangular, apex acuminate. Corolla purple, 9–13 mm long, densely puberulent or glandular hairs; corolla tube 6–9 mm long, creamy yellow inside calyx tube, ca. 1 mm wide, densely puberulent annulate, gradually dilated after extending out of the calyx tube, purple, ca. 2 mm wide at the throat, sparsely villous; lips subequal, upper lip oblong, 3–4 × 2–3 mm, apex emarginated; lower lip 3-lobed, middle lobe subrectangular, 3–4 × 2.5–3.6 mm, lateral lobes oval-triangular. Fertile stamens 2, purple, glabrous, filament ca. 1.5 mm long; connective ca. 6.5 mm long, upper arm ca. 5 mm long, the lower arm ca. 1.5 mm long; anterior thecae oblong, ca. 1.5 mm long, fertile, connivent; posterior thecae boot-shaped, sterile, fused. Staminodes 2, 0.7–1.1 mm long. Style exerted slightly, stigmatic lobes unequal, posterior lobe shorter. Nutlets ellipsoid, pale brown, glabrous, ca. 2 mm long.

**Distribution and habitat.** The new species is currently only known from Libo and Suiyang counties, Guizhou Province, China, at elevations between 770 and 1220 m (Fig. 3). Both populations grow in karst evergreen and deciduous broad-leaved mixed forest. The common companion species include *Handeliendron bodinieri* (H. Lév.) Rehder, *Sarcococca ruscifolia* Stapf, *Selaginella uncinata*



**Figure 1.** *Salvia penghuana* sp. nov. **A** habit **B** flower **C** dissected corolla **D** dissected calyx **E** fertile stamens. Drawn by Xiao-Yu Wang from the holotype.



**Figure 2.** *Salvia penghuana* sp. nov. **A** habitat **B, C** plant **D** leaf (adaxial surface) **E** leaf (abaxial surface) **F** inflorescence **G** verticillaster **H** calyx (external view) **I** calyx (internal view) **J–K** corolla (side view) **L** (front view) **M** fertile stamens. Photographs by Guo-Xiong Hu.

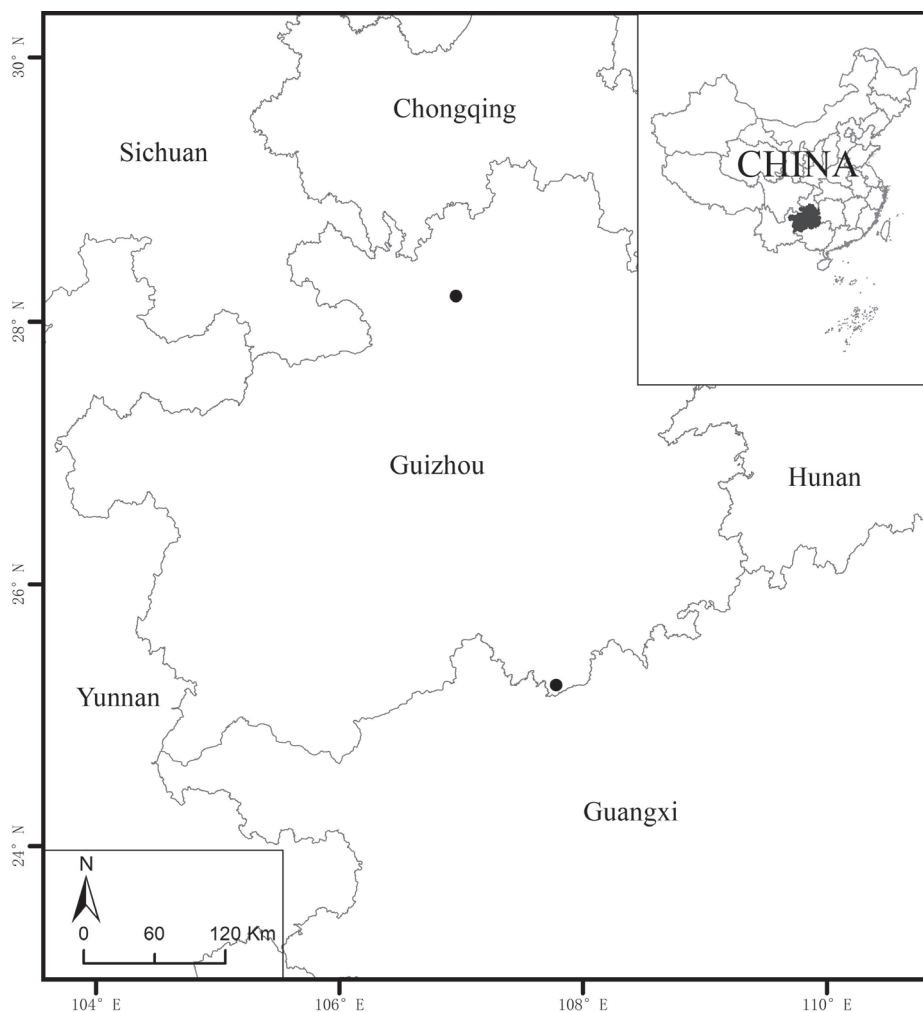


Figure 3. Known geographic distribution of *Salvia penghuana*.

(Desv.) Spring, *Hedera nepalensis* var. *sinensis* (Tobler) Rehder, *Aster ageratoides* Turcz., and *Ajuga decumbens* Thunb.

**Phenology.** Flowering from April to June, and fruiting from May to June.

**Etymology.** The specific epithet ‘penghuana’ was selected to honor Prof. Hua Peng, who is a renowned expert on plant taxonomy at the Kunming Institute of Botany, Chinese Academy of Sciences, China.

**Vernacular name.** Chinese Mandarin: Péng huá shǔ wěi cǎo (彭华鼠尾草)

**Conservation status.** Currently, two populations are found in Guizhou, China. The population in Libo is close to Maolan National Nature Reserve, and another population in Suiyang is located in the Kuankuoshui National Nature Reserve. Two populations have no plausible threats, and the area is relatively well-known. Under IUCN criteria, the species was categorized as “Least Concern” (IUCN 2024).

**Additional specimens examined (Paratypes).** CHINA • Guizhou: Suiyang County, Kuankuo Town, Honghe village, elevation 1182 m, 4 May 2024. W. Wu & L. Chen sy01 (GACP) • Guizhou Province: Libo County, Yaoshan Town, Pobashao, karst forest margin, elevation 790 m, 1 May 2023, G. X. Hu & W. Wu 779.

**Notes.** Based on molecular and morphological evidences, Hu et al. (2018) established the subg. *Glutinaria*, of which eight sections were recognized. Sect.

*Sobiso* (Raf.) G.X.Hu, A.Takano & B.T.Drew is characterized by fibril roots, small calyx (4–7 mm), small corolla (5–10 mm), and completely reduced posterior thecae. *Salvia penghuana* has these synapomorphies and therefore should be included in this section. Within sect. *Sobiso*, two lineages were recognized. The *Salvia chinensis* group mainly consists of species distributed to China and a total of 17 species were reported (Hu et al. 2018; Wei et al. 2019). This group is characterized by the stamen movement whereby the upper connective arms bend downward from the upper lips at early anthesis to the middle lobe of the lower corolla lips at the end of flowering (Hu et al. 2018). This stamen movement is considered to be a diagnostic between the *S. chinensis* group and *S. lutescens* group endemic to Japan and Taiwan Island. A similar phenomenon is also observed in this new species, so *S. penghuana* should be placed in the *S. chinensis* group.

## Acknowledgments

We would like to express our gratitude to Xiao-Yu Wang for the line drawings of the new species, Rong-Rong Yan, Wei Wu, and Lang Chen for their help during the fieldwork.

## Additional information

### Conflict of interest

The authors have declared that no competing interests exist.

### Ethical statement

No ethical statement was reported.

### Funding

This research was funded by the National Natural Science Foundation of China (32060048, 32260099), and the Natural Science Foundation of Guizhou Province (Qiankehejichu-ZK [2021] 091, Qiankehezhongyindi [2023] 029).

### Author contributions

Conceptualization: GXH. Formal analysis: GXH, FJQ, YFG, CLX. Resources: DLY, HBL, MTA, GXH. Writing-original draft: FJQ, DLY, HBL, YFG, GXH. Writing-review and editing: GXH, CLX. Funding acquisition: MTA, GXH, YFG.

### Author ORCIDs

Feng-Jin Qiu  <https://orcid.org/0009-0005-2909-7488>

Deng-Li Yu  <https://orcid.org/0009-0005-3206-6383>

Hong-Bo Lan  <https://orcid.org/0009-0007-1715-7687>

Ming-Tai An  <https://orcid.org/0000-0003-3886-0287>

Yan-Fei Geng  <https://orcid.org/0009-0005-4160-4497>

Chun-Lei Xiang  <https://orcid.org/0000-0001-8775-6967>

Guo-Xiong Hu  <https://orcid.org/0009-0007-6983-0626>

### Data availability

All of the data that support the findings of this study are available in the main text.

## References

- Celep F, Raders E, Drew B (2020) Two new hybrid species of *Salvia* (*S.* × *karamanensis* and *S.* × *doganii*) from Turkey: Evidence from molecular and morphological studies. *Turkish Journal of Botany* 44(6): 647–660. <https://doi.org/10.3906/bot-2007-28>
- Chen ZH, Ma DD, Li GY, Fu XQ (2016) New Species of Lamiaceae from Zhejiang. *Zhejiang Linye Keji* 36(6): 83–86.
- Ding BY, Chen ZH, Xu YL, Jin XF, Wu DF, Chen JB, Wu WJ (2019) New species and combination of Lamiaceae from Zhejiang, China. *Guangxi Zhi Wu* 39(1): 10–15. <https://doi.org/10.11931/guihaia.gxzw201807039>
- Drew BT, González-Gallegos JG, Xiang C, Kriebel R, Drummond CP, Walked JB, Sytsma KJ (2017) *Salvia* united: The greatest good for the greatest number. *Taxon* 66(1): 133–145. <https://doi.org/10.12705/661.7>
- González-Gallegos JG, Pío-León JF, Castro-Castro A (2021) *Salvia beltraniorum* (Lamiaceae), a new species in savannoid vegetation from Cosala, Sinaloa, Mexico. *Phytotaxa* 529(1): 160–170. <https://doi.org/10.11646/phytotaxa.529.1.12>
- Gonzalez-Gallegos JG, Roncal-Rabanal M, Uria R (2023) *Salvia cajamarcana* (Lamiaceae), a new species from Cajamarca Department, Peru, and lectotypification of *S. revoluta*. *Phytotaxa* 597(1): 15–27. <https://doi.org/10.11646/phytotaxa.597.1.3>
- Hu GX, Peng H (2015) Identity of *Salvia weihaiensis* (Lamiaceae) from China. *Phytotaxa* 202(4): 298–300. <https://doi.org/10.11646/phytotaxa.202.4.10>
- Hu GX, Xiang CL, Liu ED (2013) Invasion status and risk assessment for *Salvia tiliifolia*, a recently recognised introduction to China. *Weed Research* 53(5): 355–361. <https://doi.org/10.1111/wre.12030>
- Hu GX, Liu Y, Xu WB, Liu ED (2014) *Salvia petrophila* sp. nov. (Lamiaceae) from north Guangxi and south Guizhou, China. *Nordic Journal of Botany* 32(2): 190–195. <https://doi.org/10.1111/j.1756-1051.2013.00221.x>
- Hu GX, Liu ED, Zhang T, Cai J, Xiang CL (2017) *Salvia luteistriata* (Lamiaceae), a new species from northeastern Sichuan, China. *Phytotaxa* 314(1): 123–128. <https://doi.org/10.11646/phytotaxa.314.1.12>
- Hu GX, Takano A, Drew BT, Liu ED, Soltis DE, Soltis PS, Peng H, Xiang CL (2018) Phylogeny and staminal evolution of *Salvia* (Lamiaceae, Nepetoideae) in East Asia. *Annals of Botany* 122(4): 649–668. <https://doi.org/10.1093/aob/mcy104>
- Hu GX, Liu ED, Wu ZK, Sytsma KJ, Drew BT, Xiang CL (2020) Integrating DNA sequences with morphological analysis clarifies phylogenetic position of *Salvia grandifolia* (Lamiaceae): An enigmatic species endemic to southwestern China. *International Journal of Plant Sciences* 181(8): 787–799. <https://doi.org/10.1086/709134>
- Huang YB, Qi ZC, Feng JY, Ge BJ, Huang CZ, Feng YQ, Wu J, Wei PR, Ito T, Kokubugata G, Li P, Wei Y-K (2024) *Salvia guidongensis* sp. nov.: Unraveling a critical evolutionary link in East Asian *Salvia* from Central China integrating morphology, phylogeny, and plastid genomics. *Frontiers in Plant Science* 15: 1332443. <https://doi.org/10.3389/fpls.2024.1332443>
- İlçim A, Tel AZ, Kocabas YZ (2023) *Salvia adiyamanensis* (Lamiaceae), a new species from South East Anatolia, Turkey. *Phytotaxa* 592(1): 49–58. <https://doi.org/10.11646/phytotaxa.592.1.4>
- IUCN (2024) Guidelines for Using the IUCN Red List Categories and Criteria. Version 16. Prepared by the Standards and Petitions Committee of the IUCN Species Survival Commission. <https://www.iucnredlist.org/resources/redlistguidelines> [Accessed on 20 June 2024]



- Jin XF, Ding BY, Chen ZH, Xu YL, Lu KX (2023) *Salvia changchuniana* (Lamiaceae), a new species from Zhejiang, East China. *Phytotaxa* 616(3): 288–294. <https://doi.org/10.11646/phytotaxa.616.3.8>
- Kriebel R, Drew BT, Drummond CP, González-Gallegos JG, Celep F, Mahdjoub MM, Rose JP, Xiang CL, Hu GX, Walker JB, Lemmon EM, Lemmon AR, Sytsma KJ (2019) Tracking temporal shifts in area, biomes, and pollinators in the radiation of *Salvia* (sages) across continents: Leveraging anchored hybrid enrichment and targeted sequence data. *American Journal of Botany* 106(4): 573–597. <https://doi.org/10.1002/ajb2.1268>
- Li HW, Hedge IC (1994) *Salvia*. In: Wu CY, Raven PH, Hong DY (Eds) *Flora of China* vol. 17. Science Press, Beijing & Missouri Botanical Garden Press, St. Louis, 196–224.
- Moein F, Jamzad Z, Rahiminejad M, Landis JB, Mirtadzadini M, Soltis DE, Soltis PS (2023) Towards a global perspective for *Salvia* L.: Phylogeny, diversification and floral evolution. *Journal of Evolutionary Biology* 36(3): 589–604. <https://doi.org/10.1111/jeb.14149>
- Murata G, Yamazaki T (1993) *Salvia*. In: Iwatsuki K, Yamazaki T, Boufford D, Ohba H (Eds) *Flora of Japan, Vol IIIa*, Kodansha, Tokyo, 302–307.
- Shao MN, Qu B, Drew BT, Xiang CL, Miao Q, Luo SH (2019) Outbreak of a new alien invasive plant *Salvia reflexa* in north-east China. *Weed Research* 59(3): 201–208. <https://doi.org/10.1111/wre.12357>
- Sun HT, Wu CY (1977) *Salvia*. In: Wu CY, Li HW (Eds) *Flora reipublicae popularis sinicae* Vol. 66. Science Press, Beijing, 70–196.
- Walker JB, Sytsma KJ (2007) Staminal Evolution in the Genus *Salvia* (Lamiaceae): Molecular Phylogenetic Evidence for Multiple Origins of the Staminal Lever. *Annals of Botany* 100(2): 375–391. <https://doi.org/10.1093/aob/mcl176>
- Walker JB, Sytsma KJ, Treutlein J, Wink M (2004) *Salvia* (Lamiaceae) is not monophyletic: Implications for the systematics, radiation, and ecological specializations of *Salvia* and tribe Mentheae. *American Journal of Botany* 91(7): 1115–1125. <https://doi.org/10.3732/ajb.91.7.1115>
- Wang T, Wang L, Zhang L (2016) *Salvia lagochila* sp. nov. (Lamiaceae) from Yunnan, China. *Nordic Journal of Botany* 34(1): 43–47. <https://doi.org/10.1111/njb.00890>
- Wei YK, Wang Q, Huang YB (2015) Species diversity and distribution of *Salvia* (Lamiaceae). *Shengwu Duoyangxing* 23(1): 3–10. <https://doi.org/10.17520/biods.2014070>
- Wei YK, Pendry CA, Zhang DG, Huang YB (2019) *Salvia daiguii* (Lamiaceae): A new species from west Hunan, China. *Edinburgh Journal of Botany* 76(3): 359–368. <https://doi.org/10.1017/S096042861900009X>
- Wei YK, Pendry CA, Huang YB, Ge BJ, Xiao HW (2021) *Salvia subviolacea*, a new species from the Himalayas-Hengduan Mountains, China. *Edinburgh Journal of Botany* 78: 1–9. <https://doi.org/10.24823/EJB.2021.334>
- Xiang CL, Hu GX, Peng H (2016) *Salvia wuana* (Lamiaceae), a new name for *S. pauciflora* E. Peter. *Phytotaxa* 255(1): 99–100. <https://doi.org/10.11646/phytotaxa.255.1.10>