



# Biodiversity of Coleoptera (Insecta) in Mordovia State Nature Reserve (Russia) using fermental traps

Leonid Egorov<sup>‡</sup>, Alexander Ruchin<sup>§</sup>, Mikhail Esin<sup>§</sup>, Oleg Artaev<sup>l</sup>

<sup>‡</sup> Prisursky State Nature Reserve, Cheboksary, Russia

<sup>§</sup> Joint Directorate of the Mordovia State Nature Reserve and National Park «Smolny», Saransk, Russia

<sup>l</sup> Papanin Institute for Biology of Inland Waters Russian Academy of Sciences, Borok, Russia

Corresponding author: Oleg Artaev ([artaev@gmail.com](mailto:artaev@gmail.com))

Academic editor: Borislav Guéorguiev

Received: 01 Nov 2022 | Accepted: 13 Dec 2022 | Published: 19 Dec 2022

Citation: Egorov L, Ruchin A, Esin M, Artaev O (2022) Biodiversity of Coleoptera (Insecta) in Mordovia State Nature Reserve (Russia) using fermental traps. Biodiversity Data Journal 10: e96989.

<https://doi.org/10.3897/BDJ.10.e96989>

## Abstract

## Background

Protected areas are unique ecosystems that are minimally affected by anthropogenic activities. Therefore, in many cases, they are refugia and relevance of faunistic research is undeniable here. A simple method of catching insects, such as trapping with the help of fermental traps, was used in this area for the first time. The authors of the dataset used this method from 2018 to 2021. One thousand and fifty-one traps of our own design were installed. The dataset includes data on 367 species from 52 families (6,497 records of 44,600 specimens). Ten species were dominant in the traps (*Cryptarcha strigata*, *Protaetia marmorata*, *Glischrochilus grandis*, *Glischrochilus hortensis*, *Soronia grisea*, *Rhagium mordax*, *Leptura thoracica*, *Leptura quadrifasciata*, *Quedius dilatatus* and *Protaetia fieberi*). These species accounted for 76.9% of all individuals in the total amount of captured specimens. *Cryptarcha strigata* was the most numerous species (28.8% of the total) and the most frequently encountered species (64.9%). The greatest species diversity was recorded in the families Cerambycidae (53 species), Elateridae and Curculionidae (39

species each), Nitidulidae and Coccinellidae (22 species each). The dataset contains information on the occurrence of 15 rare species.

## New information

We have recently published a checklist of the Coleoptera of Mordovia State Nature Reserve (Egorov et al. 2020). It included 2,145 species from 88 families. However, the published list did not contain information about the occurrence of various species of beetles, especially caught in recent years. Part of this list contained information about species collected using fermental traps. However, the list of species did not provide information about specific locations.

## Introduction

There are many reasons that cause the changes in ecosystems. Urbanisation, toxic chemical pollution, regular fires, deforestation and climate change have recently had a significant impact on biodiversity (Myers and Knoll 2001, Lambin et al. 2003, Ruchin et al. 2019, Cicort-Lucaciu 2020, Dedyukhin 2020, Kozak et al. 2020, Shinkarenko et al. 2021). However, in many parts of the world, many ecosystems have not been touched by humans. Such ecosystems are a biodiversity hotspot and they usually have the status of protected areas (Ruchin and Khapugin 2019, Vieira et al. 2019, Bondarenko et al. 2020, Mohd-Azlan 2020). The traditional study of fauna is based on the use of several techniques. The most common ways of studying biodiversity are trapping with various nets, pitfall traps, light traps and pan traps (Vrdoljak and Samways 2012, Alexeev and Aleksanov 2017, Barkalov and Khruleva 2021). Less often, scientists use Malaise traps, flight interception traps, cow manure-baited pitfall traps, rodent burrow pitfall traps, green Lindgren funnel traps and other methods in their research (Quinto et al. 2013, Skvarla et al. 2020, de Souza Amorim et al. 2022). However, trapping with various baits is an equally effective way to study biodiversity. This method makes it possible to identify species that are very difficult to catch by other methods (Allemand and Aberlenc 1991, Redolfi De Zan et al. 2017, Dvořák et al. 2020).

The purpose of this article is to describe a set of up-to-date data on the occurrence and abundance of Coleoptera in the Mordovia State Nature Reserve that has been recently published in GBIF (Ruchin et al. 2022).

## Sampling methods

**Sampling description:** Fermental traps were used to collect insects. The traps are a plastic 1.5 and 5-litre container with a window cut out in it on one side at a distance of 10 cm from the bottom. With the help of a weight, a rope with a tied trap was thrown on to a tree branch at a height of 1.5 to 12 m from the soil surface (Ruchin et al. 2020). As bait,

fermenting beer, vinegar, white and red dry wine was used with an addition in the form of honey, jam or sugar (Ruchin and Egorov 2021a, Ruchin and Egorov 2021b).

## Geographic coverage

**Description:** Mordovia State Nature Reserve is located in the Republic of Mordovia (Central Russia) and has an area of 321.62 km<sup>2</sup>. Main ecosystems are forests of different types. Forests occupy 89.3% of entire territory. *Pinus sylvestris* L. is the main forest species that forms pure or mixed plant communities in the southern, central and western parts. Forests consisting of *Betula pendula* Roth occupy second place in terms of area and they were formed in areas of felled and burnt pine forests. A lot of young birch forests are located in places damaged by a forest fire in 2010 (Ruchin et al. 2019). In 2021, the same areas were damaged by fires as in 2010. Therefore, in some places of the Mordovia State Nature Reserve, completely burnt-out areas have appeared. Deciduous forests of *Quercus robur* L. and *Tilia cordata* are located mainly in northern, western and south-western parts. They are common in the floodplain of the Moksha, Satis and Arga rivers. Forests are dominated by *Picea abies* L. and *Alnus glutinosa* (L.) Gaertn. They are located mainly in floodplains of small rivers and streams and occupy small areas (Khapugin et al. 2016, Ruchin and Antropov 2019).

**Coordinates:** 54°42'24"N and 54°56'08"N Latitude; 43°37'49"E and 43°04'28"E Longitude.

## Taxonomic coverage

**Description:** Classification of the family-group taxa used in this checklist follows predominantly Bouchard (2011), with subsequent additions (Bouchard and Bousquet 2020). Changes have been taken into account from the Catalog of Palaearctic Coleoptera (Löbl and Smetana 2011, Löbl and Smetana 2013, Löbl and Löbl 2015, Löbl and Löbl 2016, Löbl and Löbl 2017, Danilevsky 2020, Iwan and Löbl 2020), as well as on Cucujoidea from the article by Robertson (2015) and on Curculionoidea from the publication by Alonso-Zarazaga (2017). To clarify the nomenclature, the cited works were used, as well as the Catalog of Palaearctic Coleoptera (Löbl and Smetana 2007, Löbl and Smetana 2010). The years of description of some species are specified according to Bousquet (2016).

## Usage licence

**Usage licence:** Creative Commons Public Domain Waiver (CC-Zero)

## Data resources

**Data package title:** Coleoptera of the Mordovia State Nature Reserve: study using fermental traps

**Resource link:** <https://www.gbif.org/dataset/6194f318-adeb-4dea-970e-74707572cb81>

**Alternative identifiers:** <https://doi.org/10.15468/aszj7a>

**Number of data sets:** 1

**Data set name:** Coleoptera of the Mordovia State Nature Reserve: study using fermental traps

**Description:** The dataset are described here.

Column label	Column description
eventID	An identifier for the set of information associated with an Event (occurs in one place in one time).
occurrenceID	An identifier for the Occurrence (as opposed to a particular digital record of the occurrence).
basisOfRecord	The specific nature of the data record: Human Observation.
scientificName	The full scientific name including the genus name and the lowest level of taxonomic rank with the authority.
kingdom	The full scientific name of the kingdom in which the taxon is classified.
taxonRank	The taxonomic rank of the most specific name in the scientificName.
decimalLatitude	The geographic latitude of location in decimal degree.
decimalLongitude	The geographic longitude of location in decimal degrees.
geodeticDatum	The ellipsoid, geodetic datum or spatial reference system (SRS) upon which the geographic coordinates given in decimalLatitude and decimalLongitude are based.
countryCode	The standard code for the country in which the Location occurs.
individualCount	The number of individuals represented present at the time of the Occurrence.
eventDate	The date when material from the trap was collected or the range of dates during which the trap collected material.
year	The integer day of the month on which the Event occurred.
month	The ordinal month in which the Event occurred.
day	The integer day of the month on which the Event occurred.
samplingProtocol	The names of, references to, or descriptions of the methods or protocols used during an Event.
recordedBy	A person, group or organisation responsible for recording the original Occurrence.
sampleSizeValue	A numeric value for a measurement of the size of a sample in a sampling event.
sampleSizeUnit	The unit of measurement of the size of a sample in a sampling event.
samplingEffort	The amount of effort expended during an Event (exposure time, number of days the trap was set).

bibliographicCitation	A bibliographic reference for the description of the methodology.
-----------------------	---

## Additional information

A total of 6,497 records on Coleoptera occurrence have been published from the territory of Mordovia State Nature Reserve (Russian Federation). The dataset includes data on 367 Coleoptera species from 52 families (44,600 specimens). Ten species were dominant in the traps (*Cryptarcha strigata*, *Protaetia marmorata*, *Glischrochilus grandis*, *Glischrochilus hortensis*, *Soronia grisea*, *Rhagium mordax*, *Leptura thoracica*, *Leptura quadrifasciata*, *Quedius dilatatus* and *Protaetia fieberi*). These species accounted for 76.9% of all individuals in the total amount of captured specimens. *Cryptarcha strigata* was the most numerous species (28.8% of the total) and the most frequently encountered species (64.9%). The largest number of species that were found in traps belongs to the family Cerambycidae (53 species), Elateridae and Curculionidae (39 species each), Nitidulidae and Coccinellidae (22 species each) (Table 1). However, the number of species differed by the year of research. Maximum species diversity and abundance of these families was obtained in 2020 with the installation of the largest number of traps. The dataset contains information on the findings of 15 Coleoptera rare species. Our results showed that an increase in number of traps is not as effective within the third and fourth years of the study compared to the first two years.

Table 1.

Species richness of Coleoptera collected using fermental traps on the territory of Mordovia State Nature Reserve.

Family	Number of species				Number of specimens				TOTAL	
	2018	2019	2020	2021	2018	2019	2020	2021	specimens	species
Cerambycidae	12	37	40	27	143	1652	1948	1790	5533	53
Elateridae	1	23	33	14	2	77	313	127	519	39
Curculionidae	3	20	21	9	3	502	1430	477	2412	39
Nitidulidae	8	13	21	20	169	3768	12626	10722	27285	22
Coccinellidae	0	8	20	7	0	20	61	36	117	22
Cantharidae	1	5	12	4	1	14	112	13	140	17
Carabidae	0	5	11	2	0	7	38	2	47	16
Chrysomelidae	0	2	9	3	0	4	25	4	33	12
Scarabaeidae	6	9	9	8	508	1621	2875	925	5929	11
Histeridae	0	3	8	5	0	21	37	149	207	9
Tenebrionidae	0	4	5	4	0	21	15	6	42	8

Family	Number of species				Number of specimens				TOTAL	
	2018	2019	2020	2021	2018	2019	2020	2021	specimens	species
Buprestidae	0	4	3	2	0	5	4	3	12	7
Dermestidae	1	7	4	6	1	265	53	308	627	7
Silphidae	4	4	5	3	26	29	137	39	231	6
Melyridae	0	3	5	5	0	10	96	9	115	6
Monotomidae	0	1	5	3	0	15	18	28	61	6
Melandryidae	0	0	5	2	0	0	7	5	12	6
Scirtidae	0	3	3	4	0	8	3	4	15	5
Ptinidae	0	3	3	0	0	8	3	0	10	5
Cleridae	0	5	3	3	0	12	5	15	32	5
Oedemeridae	0	0	4	4	0	0	17	12	29	5
Anthribidae	0	1	5	2	0	2	12	3	17	5
Latridiidae	0	3	2	0	0	3	2	0	5	4
Mycetophagidae	0	2	4	3	0	18	22	17	57	4
Erotylidae	0	1	3	2	0	2	7	3	12	3
Silvanidae	0	1	1	1	0	1	1	1	3	3
Mordellidae	0	1	3	2	0	1	9	7	17	3
Scraptiidae	0	1	2	1	0	1	2	1	4	3
Leiodidae	0	0	2	0	0	0	2	0	2	2
Staphylinidae	1	1	1	2	6	286	693	45	1030	2
Lucanidae	0	1	2	0	0	1	2	0	3	2
Eucnemidae	0	1	1	0	0	1	1	0	2	2
Lycidae	0	1	1	2	0	1	1	2	4	2
Cucujidae	0	1	2	1	0	1	2	1	4	2
Cerylonidae	0	2	0	0	0	2	0	0	2	2
Ciidae	0	0	1	1	0	0	1	1	2	2
Zopheridae	0	0	2	1	0	0	2	1	3	2
Pyrochroidae	0	2	2	1	0	2	2	1	5	2
Anthicidae	0	0	2	1	0	0	2	1	3	2
Brentidae	0	1	0	1	0	1	0	1	2	2

Family	Number of species				Number of specimens				TOTAL	
	2018	2019	2020	2021	2018	2019	2020	2021	specimens	species
Dytiscidae	0	1	0	0	0	1	0	0	1	1
Hydrophilidae	0	0	1	0	0	0	1	0	1	1
Hydrochidae	0	1	1	0	0	1	1	0	2	1
Byrrhidae	0	0	1	0	0	0	1	0	1	1
Lampyridae	0	0	1	1	0	0	1	1	2	1
Lymexylidae	0	0	1	0	0	0	1	0	1	1
Endomychidae	0	0	0	1	0	0	0	1	1	1
Boridae	0	0	1	0	0	0	1	0	1	1
Pythidae	0	0	0	1	0	0	0	1	1	1
Salpingidae	0	0	1	0	0	0	1	0	1	1
Orsodacnidae	0	0	1	0	0	0	1	0	1	1
Nemonychidae	0	0	0	1	0	0	0	1	1	1
TOTAL	37	181	273	160	859	8384	20594	14763	44600	367

At the same time, the overwhelming number of families were represented in our catches by single species and specimens (Fig. 1). Only one species was recorded in 12 families, and only two species in 12 families. Apparently, the main number of species of most of these families accidentally end up in traps and the bait does not serve as an attractant for them.

As studies have shown (Fig. 2), an increase in the number of traps in the third and fourth years of study is not as effective as in the first two years. From 2018 to 2021, we increased the number of traps set to study Coleoptera biodiversity using this method and also installed these traps in different biotopes, at different heights and for the entire growing season (Ruchin 2021, Ruchin et al. 2021a, Ruchin and Egorov 2021b). It turned out that the number of species that fall into traps increased significantly in the second year of research with an increase in the number of traps. However, in the third year of research, despite a more significant number of traps, the number of new species that had not previously fallen into such traps did not increase. At the same time, in the 4<sup>th</sup> year of research, the number of new species not previously caught decreased by 5 times (number of trap exposures decreased only 2.6 times). Random and/or very rare species that live in a particular biotope already fall into the traps. Earlier (Ruchin et al. 2021b), it was suggested that two-year studies would be sufficient to study the biodiversity of a certain biotope or a small region. In this study, at the level of a small territory, we confirm this assumption.

Despite a significant number of families and a large species diversity, there are several species that are quite common in traps and well lured by fermentation products. We

identified 10 species from four families, for which the numerical abundance and occurrence were the greatest in our studies (Fig. 3). These species accounted for 76.9% of all individuals by total amount of captured specimens. *Cryptarcha strigata* was the most numerous species (28.8% of the total) and the most frequently encountered species (64.9%). For 4 years, the number of *Protaetia marmorata* and *Glischrochilus grandis* in traps was almost the same (10.7% each). However, occurrence of the first species was 49.7%, while occurrence of the second one was 31.7%. Thus, the vast majority of species were found in traps much less frequently (no more than 10% of the number of traps) and in a very small number of specimens (no more than 1% of the total number of individuals).

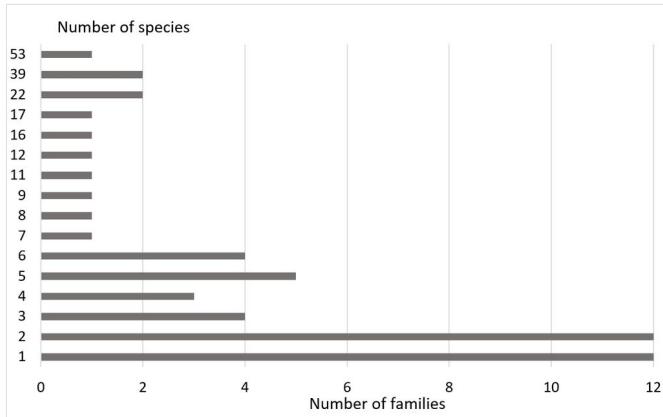


Figure 1. [doi](#)  
Distribution of families by the number of captured species on the territory of Mordovia State Nature Reserve.

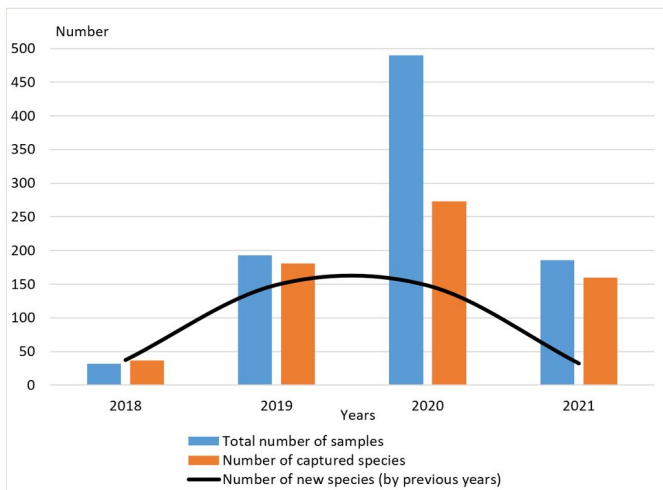
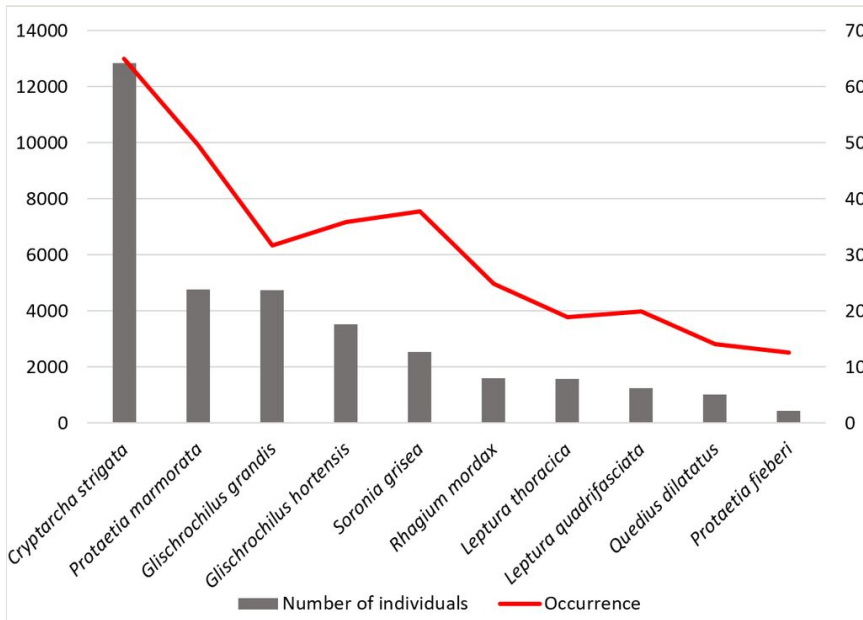


Figure 2. [doi](#)  
Dependence of the number of captured species on the number of traps by year.



Figure 3. [doi](#)

Total number of individuals and occurrence of main dominant species in traps (for the entire period of research).

During the research period, new information was obtained about species that are listed in the Red Book of Russia (Pavlov 2021) and the Red Book of the Republic of Mordovia (Astradamov 2005). As a result, new localities became known for 13 protected species. Four species (*Protaetia fieberi*, *Protaetia speciosissima*, *Osmoderma barnabita* and *Elater ferrugineus*) were included in the Red Book of Russia (Table 2). The high number of observations, abundance and occurrence of *Protaetia fieberi* attracts attention. The species *Protaetia speciosissima*, *Osmoderma barnabita* and *Elater ferrugineus* are quite rare.

Table 2.

Number of observations and occurrence of rare species listed in the Red Data Book of Russian Federation (indicated as \*) and the Red Data Book of Republic of Mordovia (indicated as \*\*).

Taxa	Number of observations	Number of specimens	Occurrence, %
<i>Calosoma inquisitor</i> (Linnaeus, 1758)**	3	10	0.3
<i>Calathus fuscipes</i> (Goeze, 1777)**	1	1	0.1
<i>Dendroxena quadrimaculata</i> (Scopoli, 1771)**	16	21	1.5
<i>Protaetia fieberi</i> (Kraatz, 1880)*	131	429	12.5

Taxa	Number of observations	Number of specimens	Occurrence, %
<i>Protaetia speciosissima</i> (Scopoli, 1786)*	20	32	1.9
<i>Osmoderma barnabita</i> Motschulsky, 1845*	3	7	0.3
<i>Gnorimus variabilis</i> (Linnaeus, 1758)**	41	85	3.9
<i>Elater ferrugineus</i> Linnaeus, 1758*	11	11	1.0
<i>Coccinella quinquepunctata</i> Linnaeus, 1758**	1	1	0.1
<i>Lygistopterus sanguineus</i> (Linnaeus, 1758)**	8	12	0.8
<i>Notoxus monoceros</i> (Linnaeus, 1761)**	5	6	0.5
<i>Necydalis major</i> Linnaeus, 1758**	44	62	4.2
<i>Purpuricenus kaehleri</i> (Linnaeus, 1758)**	16	29	1.5

It is necessary to mention the findings of two more rare species of Coleoptera that are not included in any of the above Red Books. These are *Allonyx quadrimaculatus* (Schaller, 1783) and *Leptura aurulenta* Fabricius, 1793. Registration of the first species is only the fourth finding of the species on the territory of Russia (the second in a row on the territory of the Mordovia State Nature Reserve) (Ruchin and Egorov 2018a). Two specimens were found in two habitats. *L. aurulenta* is also a very rare species, which was once found on the territory of Mordovia State Nature Reserve in a floodplain deciduous forest (Ruchin and Egorov 2018b). In traps, this species is found in three other habitats, which are also broad-leaved forests. Apparently, populations of both of these species are quite stable, although they are few in the studied territory. The species is distributed in Mordovia on the eastern border of its range.

## Author contributions

Conceptualisation, A.R.; methodology, A.R., L.E. and M.E.; software, O.N.; validation, L.E. and A.R.; investigation, A.R. and L.V.; resources, A.R. and M.E.; data curation, O.N.; writing—original draft preparation, L.E. and A.R.; writing—review and editing, A.R. and O.N.; visualisation, A.R.; supervision, A.R.; project administration, A.R.; funding acquisition, A.R. All authors have read and agreed to the published version of the manuscript.

## References

- Alexeev SC, Aleksanov VV (2017) Pitfall trap construction affects the efficacy of ground beetle counts. *Zoologicheskii Zhurnal* 96 (3): 295-304.
- Allemand R, Aberlenc HP (1991) Une méthode efficace d'échantillonnage de l'entomofaune des frondaisons: le piège attractif aérien. *Bulletin de la Société Entomologique Suisse* 64: 293-305.

- Alonso-Zarazaga MA, et al. (2017) Cooperative catalogue of Palaearctic Coleoptera Curculionoidea. Vol. 8. Zaragoza [ISBN 2386-5318] <https://doi.org/10.3989/graellsia.2016.v72.155>
- Astradamov VI (Ed.) (2005) Red Data Book of the Republic of Mordovia. Vol. 2. Animals. Mordovskoe Knizhnoe Izdatelstvo, Saransk, 33 pp. [In Russian]. [ISBN 5-7595-1643-4]
- Barkalov AV, Khruleva OA (2021) Hoverflies (Diptera, Syrphidae) of Wrangel Island (Chukotka Autonomous Okrug, Russia). Nature Conservation Research 6 (1): 78-87. <https://doi.org/10.24189/ncr.2021.013>
- Bondarenko A, Zamotajlov A, Belyi A, Khomitskiy E (2020) Fauna and ecological characteristics of ground beetles (Coleoptera, Carabidae) of the Nature Sanctuaries "Prichernomorskiy" and "Tuapsinskiy" (Russia). Nature Conservation Research 5 (3): 66-85. <https://doi.org/10.24189/ncr.2020.032>
- Bouchard P, et al. (2011) Family-group names in Coleoptera (Insecta). ZooKeys 88: 1-972. <https://doi.org/10.3897/zookeys.88.807>
- Bouchard P, Bousquet Y (2020) Additions and corrections to "Family-group names in Coleoptera (Insecta)". ZooKeys 922: 65-139. <https://doi.org/10.3897/zookeys.922.46367>
- Bousquet YL (2016) Litteratura Coleopterologica (1758–1900): a guide to selected books related to the taxonomy of Coleoptera with publication dates and notes. ZooKeys 583: 1-776. <https://doi.org/10.3897/zookeys.583.7084>
- Cicort-Lucaciu A (2020) Road-killed ground beetles prove the presence of *Carabus hungaricus* (Coleoptera: Carabidae) in North-Western Romania. Nature Conservation Research 5 (3): 134-138. <https://doi.org/10.24189/ncr.2020.035>
- Danilevsky M (2020) Catalogue of Palaearctic Coleoptera: Vol. 6/1. Updated and Revised Second Edition. Chrysomeloidea I (Vesperidae, Disteniidae, Cerambycidae). Brill [ISBN 978-90-04-44033-3]
- Dedyukhin SV (2020) Phytophagous beetles (Coleoptera: Chrysomelidae and Curculionoidea), protected and recommended for protection in the regions of the Middle Volga and the Urals. Nature Conservation Research 5 (2): 1-27. <https://doi.org/10.24189/ncr.2020.013>
- de Souza Amorim D, Brown B, Boscolo D, Ale-Rocha R, Alvarez-Garcia DM, Balbi MA, de Marco Barbosa A, Capellari RS, de Carvalho CJB, Couri MS, de Vilhena Perez Dios R, Fachin DA, Ferro G, Flores HF, Frare LM, Gudín FM, Hauser M, Lamas CJE, Lindsay K, Marinho MAT, Marques DWA, Marshall S, Mello-Patiu C, Menezes MA, Morales MN, Nihei S, Oliveira SS, Pirani G, Ribeiro GC, Riccardi PR, de Santis MD, Santos D, dos Santos JR, Silva VC, Wood EM, Rafael JA (2022) Vertical stratification of insect abundance and species richness in an Amazonian tropical forest. Scientific Reports 12: 1734. <https://doi.org/10.1038/s41598-022-05677-y>
- Dvořák L, Dvořáková K, Oboňa J, Ruchin A (2020) Selected Diptera families caught with beer traps in the Republic of Mordovia (Russia). Nature Conservation Research 5 (4): 65-77. <https://doi.org/10.24189/ncr.2020.057>
- Egorov LV, Ruchin AB, Semenov VB, Semionenkov OI, Semishin GB (2020) Checklist of the Coleoptera of Mordovia State Nature Reserve, Russia. ZooKeys 962: 13-122. <https://doi.org/10.3897/zookeys.962.54477>
- Iwan D, Löbl I (2020) Catalogue of Palaearctic Coleoptera. Vol. 5. Tenebrionoidea. Revised and updated 2nd Edition. Brill, 945 pp. [ISBN 978-90-04-43499-8]

- Khapugin AA, Vargot EV, Chugunov GG (2016) Vegetation recovery in fire-damaged forests: a case study at the southern boundary of the taiga zone. *Forestry Studies* 64 (1): 39-50. <https://doi.org/10.1515/fsmu-2016-0003>
- Kozak VM, Romanenko ER, Brygadyrenko VV (2020) Influence of herbicides, insecticides and fungicides on food consumption and body weight of *Rossius kessleri* (Diplopoda, Julidae). *Biosystems Diversity* 28 (3): 272-280. <https://doi.org/10.15421/012036>
- Lambin E, Geist H, Lepers E (2003) Dynamics of land-use and land-cover change in tropical regions. *Annual Review of Environment and Resources* 28 (1): 205-241. <https://doi.org/10.1146/annurev.energy.28.050302.105459>
- Löbl I, Smetana A (2007) Catalogue of Palaearctic Coleoptera. Vol. 4. Elateroidea – Derodontoidea – Bostrichoidea – Lymexyloidea – Cleroidea – Cucujoidea. Apollo Books, Stenstrup, 935 pp. [ISBN 8788757676] <https://doi.org/10.1163/9789004260894>
- Löbl I, Smetana A (2010) Catalogue of Palaearctic Coleoptera. Vol. 6. Chrysomeloidea. Apollo Books, Stenstrup, 924 pp. [ISBN 8788757846]
- Löbl I, Smetana A (2011) Catalogue of Palaearctic Coleoptera. Vol. 1. Curculionoidea I. Apollo Books: Stenstrup, 373 pp. [ISBN 978-87-88757-93-4]
- Löbl I, Smetana A (2013) Catalogue of Palaearctic Coleoptera. Vol. 8. Curculionoidea II. Apollo Books, Stenstrup. [ISBN 9789004259164] [https://doi.org/10.1163/9789004259164\\_001](https://doi.org/10.1163/9789004259164_001)
- Löbl I, Löbl D (2015) Catalogue of Palaearctic Coleoptera. Vol. 2/1. Revised and updated version. Hydrophiloidea – Staphylinoidea. Brill, Leiden-Boston. <https://doi.org/10.1163/9789004296855>
- Löbl I, Löbl D (2016) Catalogue of Palaearctic Coleoptera. Vol. 3. Revised and updated version. Scarabaeoidea – Scirtoidea – Dascilloidea – Buprestoidea – Byrrhoidea. Brill, Leiden-Boston. <https://doi.org/10.1163/9789004309142>
- Löbl I, Löbl D (2017) Catalogue of Palaearctic Coleoptera. Vol. 1. Revised and updated version. Archostemata – Adephaga – Myxophaga. Brill, Leiden-Boston. [https://doi.org/10.1163/9789004330290\\_003](https://doi.org/10.1163/9789004330290_003)
- Mohd-Azlan J, et al. (2020) The distribution of medium to large mammals in Samunsam Wildlife Sanctuary, Sarawak in relation to the newly constructed Pan-Borneo Highway. *Nature Conservation Research* 5 (4): 43-54. <https://doi.org/10.24189/ncr.2020.055>
- Myers N, Knoll A (2001) The biotic crisis and the future of evolution. *Proceedings of the National Academy of Sciences* 98 (10): 5389-5392. <https://doi.org/10.1073/pnas.091092498>
- Pavlov DS (Ed.) (2021) Red Data Book of the Russian Federation. Animals. VNIИ Ekologiya, 1128 pp. [In Russian]. [ISBN 978-5-6047425-0-1]
- Quinto J, Marcos-García MÁ, Brustel H, Galante E, Micó E (2013) Effectiveness of three sampling methods to survey saproxylic beetle assemblages in Mediterranean woodland. *Journal of Insect Conservation* 17 (4): 765-776. <https://doi.org/10.1007/s10841-013-9559-7>
- Redolfi De Zan L, Bardiani M, Antonini G, Campanaro A, Chiari S, Mancini E, Maura M, Sabatelli S, Solano E, Zauli A, Peverieri GS, Roversi PF (2017) Guidelines for the monitoring of *Cerambyx cerdo*. *Nature Conservation* 20: 129-164. <https://doi.org/10.3897/natureconservation.20.12703>

- Robertson J, et al. (2015) Phylogeny and classification of Cucujoidea and the recognition of a new superfamily Coccinelloidea (Coleoptera: Cucujiformia). *Systematic Entomology* 40: 745-778. <https://doi.org/10.1111/syen.12138>
- Ruchin A, Antropov A (2019) Wasp fauna (Hymenoptera: Bethyloidea, Chrysididae, Dryinidae, Tiphidae, Mutillidae, Scolidae, Pompilidae, Vespidae, Sphecidae, Crabronidae & Trigonalidae) of Mordovia State Nature Reserve and its surroundings in Russia. *Journal of Threatened Taxa* 11 (2): 13195-13250. <https://doi.org/10.11609/jot.4216.11.2.13195-13250>
- Ruchin A, Alekseev S, Khapugin A (2019) Post-fire fauna of carabid beetles (Coleoptera, Carabidae) in forests of the Mordovia State Nature Reserve (Russia). *Nature Conservation Research* 4: 11-20. <https://doi.org/10.24189/ncr.2019.009>
- Ruchin A, Egorov L, Khapugin A, Vikhrev N, Esin M (2020) The use of simple crown traps for the insects collection. *Nature Conservation Research* 5 (1): 87-108. <https://doi.org/10.24189/ncr.2020.008>
- Ruchin A, Egorov L, Esin M, Artaev O (2022) Coleoptera of the Mordovia State Nature Reserve: study using fermental traps. GBIF. Release date: 2022-10-11. URL: <https://doi.org/10.15468/aszj7a>
- Ruchin AB, Egorov LV (2018a) Discovery of *Allonyx quadrimaculatus* (Schaller, 1783) (Coleoptera Cleridae Clerinae) in Russia. *Redia* 101: 143-146. <https://doi.org/10.19263/REDIA-101.18.19>
- Ruchin AB, Egorov LV (2018b) *Leptura aurulenta* (Coleoptera, Cerambycidae), a new record of a very rare species in Russia. *Nature Conservation Research* 3 (1): 88-91. <https://doi.org/10.24189/ncr.2018.003>
- Ruchin AB, Khapugin AA (2019) Red data book invertebrates in a protected area of European Russia. *Acta Zoologica Academiae Scientiarum Hungaricae* 65 (4): 349-370. <https://doi.org/10.17109/AZH.65.4.349.2019>
- Ruchin AB, et al. (2021) Post-fire insect fauna explored by crown fermental traps in forests of the European Russia. *Scientific Reports* 11: 21334. <https://doi.org/10.1038/s41598-021-00816-3>
- Ruchin AB, Egorov LV (2021a) On the use of wine vinegar as an attractant in crown traps. *Proceedings of the Mordovia State Nature Reserve* 29: 3-12. <https://doi.org/10.1038/s41598-021-00816-3>
- Ruchin AB, Egorov LV (2021b) Vertical stratification of beetles in deciduous forest communities in the Centre of European Russia. *Diversity* 13: 508. <https://doi.org/10.3390/d13110508>
- Ruchin AB, Egorov LV, Khapugin AA (2021a) Seasonal activity of Coleoptera attracted by fermental crown traps in forest ecosystems of Central Russia. *Ecological Questions* 32: 37-53. <https://doi.org/10.12775/EQ.2021.004>
- Ruchin AB, Egorov LV, Khapugin AA (2021b) Usage of fermental traps for studying the species diversity of Coleoptera. *Insects* 12: 407. <https://doi.org/10.3390/insects12050407>
- Shinkarenko SS, Ivanov NM, Berdengalieva A.N (2021) Spatio-temporal dynamics of burnt areas in federal Protected Areas in the south-east of European Russia. *Nature Conservation Research* 6 (3): 23-44. <https://doi.org/10.24189/ncr.2021.035>
- Skvarla MJ, Larson JL, Fisher JR, Dowling APG (2020) A review of terrestrial and canopy Malaise traps. *Annals of the Entomological Society of America* 114 (1): 27-47. <https://doi.org/10.1093/aesa/saaa044>

- Vieira RR, Pressey RL, Loyola R (2019) The residual nature of protected areas in Brazil. *Biological Conservation* 233: 152-161. <https://doi.org/10.1016/j.biocon.2019.02.010>
- Vrdoljak SM, Samways MJ (2012) Optimising coloured pan traps to survey flower visiting insects. *Journal of Insect Conservation* 16 (3): 345-354. <https://doi.org/10.1007/s10841-011-9420-9>