



# The hoverflies of the Dauzet collection at the Musée des Confluences in Lyon (Diptera, Syrphidae)

Gabriel Nève<sup>‡</sup>, Jocelyn Claude<sup>§</sup>, Harold Labrique<sup>¶</sup>

‡ Aix Marseille University, Marseille, France

§ IMBE, Marseille, France

| CNRS, Marseille, France

¶ Avignon University, Avignon, France

# IRD, Marseille, France

□ Independent researcher, Chissey-lès-Mâcon, France

« Musée des Confluences, Lyon, France

Corresponding author: Gabriel Nève ([gabriel.neve@imbe.fr](mailto:gabriel.neve@imbe.fr))

Academic editor: Bertrand Schatz

Received: 06 Jan 2025 | Accepted: 17 Mar 2025 | Published: 28 Mar 2025

Citation: Nève G, Claude J, Labrique H (2025) The hoverflies of the Dauzet collection at the Musée des Confluences in Lyon (Diptera, Syrphidae). Biodiversity Data Journal 13: e146082.

<https://doi.org/10.3897/BDJ.13.e146082>

## Abstract

## Background

Maurice Dauzet collected hoverflies mainly in Loire and Haute-Loire from 1980 to 2017. Here, we provide the data from his hoverfly collection and card records, in order to support efforts towards a better understanding of the changing distribution of pollinators.

## New information

The hoverflies from the Dauzet collection includes 1302 specimens and 423 additional records written on cards, totalling 1725 data of 221 species. Data from these specimens and records are presented here, with date of capture and location details. The collection contains specimens of species endangered at the European level: *Cheilosia gagatea*,

*Epistrophe leiophthalma*, *Paragus albifrons* and *Paragus finitimus*. The Dauzet collection adds 81 species data to the known departmental distribution of the hoverflies of France. This revision invalidates data on eight species in the Loire Department previously published by Maurice Dauzet.

## Keywords

Diptera, Syrphidae, distribution, collection, France

## Introduction

Pollinator decline has been documented worldwide (e.g. Raven and Wagner (2021)), including hoverflies (Hallmann et al. 2021). Amongst Diptera, the hoverflies (Syrphidae family) are the most important pollinators (Gilbert 1980, Rotheray and Gilbert 2011, Dunn et al. 2020), although other families are important as well, albeit often neglected (Orford et al. 2015). Efficient conservation relies on the knowledge of past and present distribution of the species involved. We wish to present here all the hoverfly records Maurice Dauzet gathered during his lifetime, including both his specimens and his card records, with full data.

## Maurice Dauzet short biography

Maurice Dauzet (Fig. 1) was born on 14 December 1927. After a career as an engineer in the industrial sector, he took early retirement in the 1980s. One of his sons sent him some insects from French Guyana, which greatly interested him. He then set about studying the insects of his region, in particular Hymenoptera and Diptera and, secondarily, Coleoptera, Heteroptera and Homoptera. He lived in Saint-Etienne (Loire) and had joined the Société de Sciences Naturelles Loire Forez and the Société linnéenne de Lyon. Within the former, he took part in the Loire Biodiversity Inventory (Dauzet et al. 2015).




Figure 1. [doi](#)

Portrait of Maurice Dauzet (photograph supplied by Isabelle Cuzor).

His first hoverfly specimen dates back to 1980 and his collection of hoverflies began in 1986, with captures up to 2017 when he was 89 years old! He collected on all days of the week and retained only what interested him: on 270 of the 599 days on which at least one hoverfly specimen was captured, only one specimen was recorded and, on 28 days, more than ten specimens were retained, up to 21 specimens (Fig. 2). Whenever possible, he tried to secure a pair of each species caught in the same place on a given day, which happened 125 times. He captured nearly all the specimens present in his collection; his friend Christian Bellut gave him 28 specimens, one specimen come from André Ulmer and one from an unidentified person named Jallieu. Dauzet's identifications proved correct in most cases. He worked mainly alone on his collection, gathering the necessary paper reprints by post from the authors. He did not use a computer, but used a card system to keep a record of the specimens he had caught. These cards, now in the Musée des Confluences, Lyon, were used by Dauzet to keep track of all his hoverfly records, whether he kept the specimens or not, using a code system to indicate whether each specimen was retained or not. One or more cards were used per species. For each species, the referenced used for identification are mentioned; these are usually Verrall (1901), Sack (1935), Séguy (1961) and van Veen (2004), supplemented for a few species by Speight and Sarthou (2011) and Speight (2013), for *Pipiza* and *Xanthogramma* genera and by Goeldin de Tiefenau et al. (1990) for *Platycheirus*. His friends Patrick Subit and Justin Galtier helped him to organise his data and to publish a summary of the distribution data he had gathered in the Loire Department (Dauzet et al. 2015).

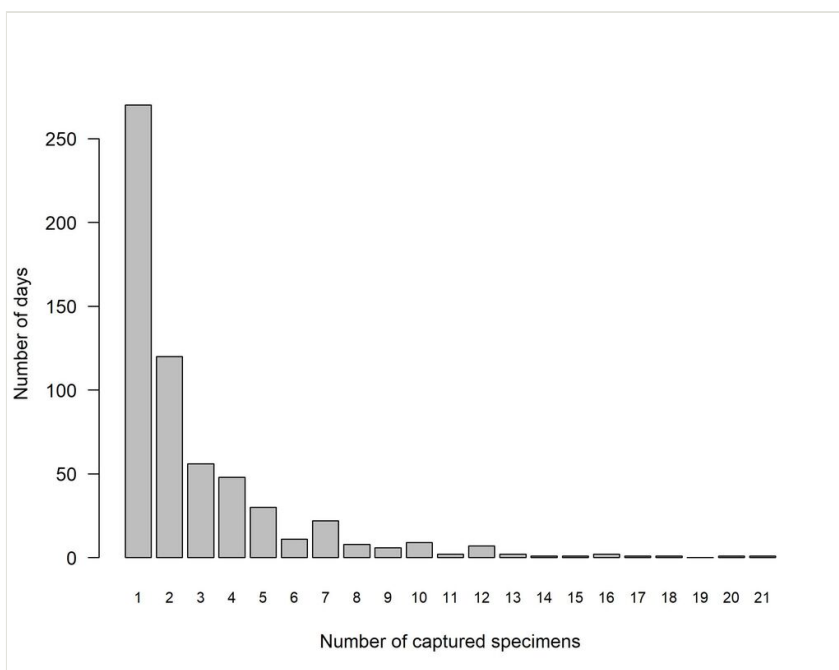


Figure 2. [doi](#)

Number of capture days per number of individuals caught on a single day.

Many of his specimens come from Saint-Pierre-Eynac (Haute-Loire), where his family had a second home. The labels of specimens from this locality bear red triangles on two corners and usually only an abbreviation of the locality name. He had the habit of always writing the code number of the Department of capture on the labels, which made it possible to find the localities without ambiguity.

His specimen preparations were very meticulous and he usually prepared the genitalia of males, even of common and otherwise easy-to-identify species such as *Eristalis tenax*. This proved very useful for identifying *Pipizella* and *Paragus*, where criteria, based on genitalia, are paramount for reliable identification (Goeldlin de Tiefenau 1976, van Steenis and Lucas 2011).

On his retirement into a nursing home, in 2019, Dauzet donated his insect collection and his written insect records on cards to the Musée des Confluences, where they remained to this day. Only the Coleoptera collection remained in his family. He was aware of the research we carried out on his bee collection at the Musée des Confluences (Meunier et al. 2023), even though his health no longer allowed him to take part. He died on 26 December 2021, leaving four children, seven grandchildren and four great-grandchildren. His scientific documentation was donated to the Société de Sciences Naturelles Loire Forez and his personal entomological archives to the Musée des Confluences (Lyon), along with his entomological collection. His insect collection has become a testimony to the biodiversity of insects in the Loire Department and surrounding area at the beginning of the 21<sup>st</sup> century.

## General description

**Purpose:** The dataset we publish here includes data on 1725 hoverfly specimens collected between 1980 and 2017. All were identified at least to genus level and most often to species level. The aim of the present paper is to publish this dataset, of which only a small part Dauzet presented in his synthesis of the data of the Loire Department (Dauzet et al. 2015).

## Sampling methods

**Sampling description:** For each specimen, the data written on the label were retrieved: location and date of capture and sometimes the plant on which the specimen was caught. All specimens were assigned a unique identification code which was written on a label added below Dauzet's labels and the new identification label. Additional data retrieved from the handwritten card were input with location and dates as written by Dauzet.

**Quality control:** All specimens were identified by GN or JC, mainly from the recent general hoverfly identification works (van Veen 2004, Speight and Sarthou 2017, Bot and Van de Meutter 2023) and more specialised references (Goeldlin de Tiefenau 1976, van der Goot 1981, Barkalov and Ståhls 1997, Speight and Langlois 2020, Speight et al.

2021). We also compared Dauzet's specimens with specimens of our reference collections.

Nomenclature follows the recent Atlas of the Hoverflies of France (Speight et al. 2024) and the IUCN Red List of European Syrphidae (Vujić et al. 2022), even if some name changes have been already adopted by Bot and Van de Meutter (2023), notably for *Cheilosia soror*, *Chrysotoxum fasciatum* and *Parasyrphus vittiger* which they name *Cheilosia ruffipes*, *Chrysotoxum arcuatum* and *Parasyrphus relictus*, respectively.

**Step description:** GN and JC re-identified all specimens in the collection and added their own identification labels, as well as a label with an individual Museum code. We ended up changing the name given to 184 of his 1302 specimens. The most common reason for name changes were due to the downgrade to genus level of specimens identified to species level by Dauzet (69 cases). Dauzet wrote *Cheilosia albitarsis* on the labels of females in the *Cheilosia albitarsis/C. ranunculi* complex, although he mentioned on the card for this species that females of this species pair are unidentifiable (Doczkal 2000). Dauzet also assigned specimens to individual species in the *Microdon myrmicae/M. mutabilis* complex. We refrained from giving species names to most females in the genera *Paragus*, *Pipizella*, *Pipiza*, *Merodon*, *Eumerus*, *Platycheirus* and *Sphaerophoria*. The one specimen from French Guyana could be assigned to the genus *Copestylum* thanks to Reemer (2016).

The update of nomenclature was the second most common reason of name change (60 cases: e.g. *Meligramma euchroma* changed into *Epistrophella euchroma* and *Eristalis interrupta* changed into *Eristalis nemorum*). We had to correct the identification given by Dauzet in 47 cases. A few specimens not identified to species level by Dauzet could be positively assigned to a species (7 cases) or to a genus (1 case).

If only a tentative identification were given, 'cf.' is indicated in the 'identificationRemarks' column and a value of 0 was given in the 'identificationVerificationStatus' column. All data backed only by Dauzet's handwritten cards were also given an identificationVerificationStatus of 0. All French localities were located using the [geoportail.gouv.fr](https://geoportail.gouv.fr) website from which the longitude and latitude were retrieved. Coordinates of other localities were found using Google Earth Pro. Whenever Dauzet used place names, the coordinate uncertainty was input at 1000 m. If only the locality were known, then a value of 5000 m was input. All formats follow GBIF Darwin Core specification, to ensure interoperability with other international databases.

## Geographic coverage

**Description:** Most of Dauzet's specimens come from France (Fig. 3). The only exceptions are one specimen from French Guyana (5.4232°N, 54.0851°E), one from Italy (Susa, 45.1431°N, 7.0611°E) and one from Greece (35.6100°N, 23.5782°E). In France (coordinate range below), most of the records come from the Loire (843 specimens) and Haute-Loire (247 specimens) Departments (Table 1).

Table 1.

Numbers of hoverfly specimens recorded by Maurice Dauzet per French Department, including both specimens retained in his collection and records written on cards.

French department	Number of records
Allier	2
Ardèche	29
Aveyron	6
Cantal	2
Cher	1
Drôme	60
Gard	6
Guyane	1
Haute-Loire	335
Haute-Savoie	26
Hautes-Alpes	12
Hérault	2
Indre	1
Isère	51
Loire	1118
Nièvre	1
Rhône	21
Savoie	23
Vaucluse	25
[unknown]	1

Coordinates: 43.4366 and 47.3196 Latitude; 1.5091 and 6.9931 Longitude.

## Taxonomic coverage

**Description:** The dataset describes the data of 1725 specimens belonging to 221 Syrphidae species (Table 2)

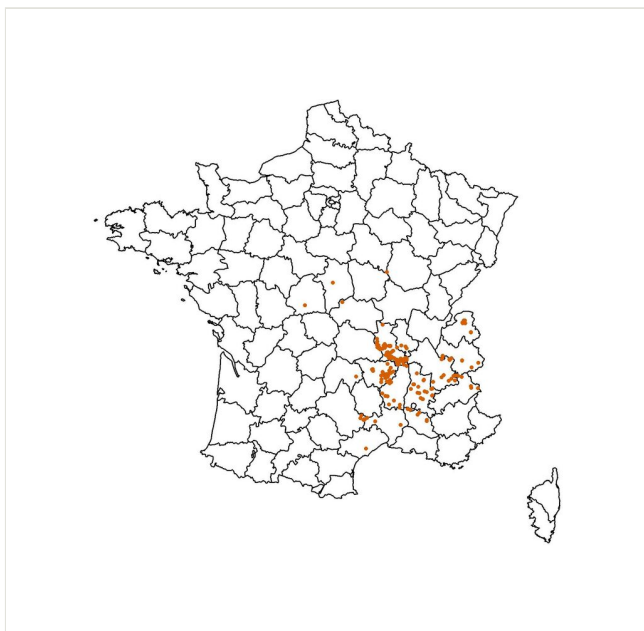


Figure 3. [doi](#)

Distribution of hoverfly specimens captured by Maurice Dauzet. One specimen from French Guyana, one from Italy and one from Greece are omitted.

Table 2.

Hoverfly recorded by Maurice Dauzet. "Specimens" refer to specimens in his collection and "card records" refer to records present only on his written cards. IUCN status according to Vujčić et al. (2022): LC: Low Concern, EN: Endangered, VU: Vulnerable, NT: Near Threatened.

Species or genus	European IUCN status	Number of specimens	Card records
<i>Baccha elongata</i> (Fabricius, 1775)	LC	1	0
<i>Brachyopa panzeri</i> Goffe, 1945	LC	1	0
<i>Brachyopa testacea</i> (Fallén, 1817)	LC	3	0
<i>Brachypalpoidea lentus</i> (Meigen, 1822)	LC	1	0
<i>Brachypalpus laphriformis</i> (Fallén, 1816)	LC	1	0
<i>Brachypalpus valgus</i> (Panzer, 1798)	LC	4	2
<i>Chalcosyrphus femoratus</i> (Linnaeus, 1758)	VU	1	0
<i>Chalcosyrphus nemorum</i> (Fabricius, 1805)	LC	2	0
<i>Chalcosyrphus valgus</i> (Gmelin, 1790)	LC	1	0
<i>Cheilosia</i> Meigen, 1822	6	0	

Species or genus	European IUCN status	Number of specimens	Card records
<i>Cheilosia aerea</i> Dufour, 1848	LC	6	0
<i>Cheilosia albipila</i> Meigen, 1838	LC	9	0
<i>Cheilosia albitarsis</i> (Meigen, 1822)	LC	34	4
<i>Cheilosia antiqua</i> (Meigen, 1822)	LC	4	0
<i>Cheilosia barbata</i> Loew, 1857	LC	24	0
<i>Cheilosia bergenstammi</i> Becker, 1894	LC	1	0
<i>Cheilosia caerulescens</i> (Meigen, 1822)	LC	3	0
<i>Cheilosia canicularis</i> (Panzer, 1801)	LC	6	0
<i>Cheilosia cynocephala</i> Loew, 1840	LC	3	0
<i>Cheilosia derasa</i> Loew, 1857	LC	3	0
<i>Cheilosia flavipes</i> (Panzer, 1798)	LC	2	0
<i>Cheilosia fraterna</i> (Meigen, 1830)	LC	8	0
<i>Cheilosia gagatea</i> Loew, 1857	EN	1	0
<i>Cheilosia gigantea</i> (Zetterstedt, 1838)	LC	2	0
<i>Cheilosia himantopus</i> (Panzer, 1798)	LC	3	0
<i>Cheilosia illustrata</i> (Harris, 1780)	LC	12	9
<i>Cheilosia impressa</i> Loew, 1840	LC	2	0
<i>Cheilosia laticornis</i> Rondani, 1857	LC	3	0
<i>Cheilosia latifrons</i> (Zetterstedt, 1843)	LC	3	0
<i>Cheilosia lenis</i> Becker, 1894	LC	18	0
<i>Cheilosia melanura</i> Becker, 1894	LC	1	0
<i>Cheilosia mutabilis</i> (Fallén, 1817))	LC	3	0
<i>Cheilosia nigripes</i> (Meigen, 1822)	LC	2	0
<i>Cheilosia orthotricha</i> Vujic & Claussen, 1994	LC	1	0
<i>Cheilosia pagana</i> (Meigen, 1822)	LC	7	1
<i>Cheilosia personata</i> Loew, 1857	LC	7	0
<i>Cheilosia pictipennis</i> Egger, 1860	EN	1	0
<i>Cheilosia proxima</i> (Zetterstedt, 1843)	LC	3	0
<i>Cheilosia ranunculi</i> Doczkal, 2000	LC	5	0
<i>Cheilosia rhynchops</i> Egger, 1860	LC	1	0



Species or genus	European IUCN status	Number of specimens	Card records
<i>Cheilosia sahlbergi</i> Becker, 1894	DD	1	0
<i>Cheilosia scutellata</i> (Fallén, 1817)	LC	1	0
<i>Cheilosia soror</i> (Zetterstedt, 1843)	LC	3	0
<i>Cheilosia urbana</i> (Meigen, 1822)	LC	7	0
<i>Cheilosia uviformis</i> Becker, 1894	LC	1	0
<i>Cheilosia variabilis</i> (Panzer, 1798)	LC	3	0
<i>Cheilosia velutina</i> Loew, 1840	LC	1	0
<i>Cheilosia vernalis</i> (Fallén, 1817)	LC	12	0
<i>Cheilosia vicina</i> (Zetterstedt, 1849)	LC	2	0
<i>Chrysogaster solstitialis</i> (Fallén, 1817)	LC	8	0
<i>Chrysogaster virescens</i> Loew, 1854	NT	1	0
<i>Chrysotoxum</i> Meigen, 1803	1	0	
<i>Chrysotoxum bicinctum</i> (Linnaeus, 1758)	LC	6	0
<i>Chrysotoxum cautum</i> (Harris, 1776))	LC	12	8
<i>Chrysotoxum cisalpinum</i> Rondani, 1845	VU	0	1
<i>Chrysotoxum elegans</i> Loew, 1841	NT	6	0
<i>Chrysotoxum fasciatum</i> (Muller, 1764)	LC	8	8
<i>Chrysotoxum fasciolatum</i> (De Geer, 1776)	LC	1	0
<i>Chrysotoxum festivum</i> (Linnaeus, 1758)	LC	7	1
<i>Chrysotoxum intermedium</i> Meigen, 1822	LC	4	0
<i>Chrysotoxum lessonae</i> Giglio-Tos, 1890	[not evaluated]	1	0
<i>Chrysotoxum octomaculatum</i> Curtis, 1837	NT	3	0
<i>Chrysotoxum vernale</i> Loew, 1841	LC	8	3
<i>Copestylum</i> Macquart, 1846	1	0	
<i>Criorhina ranunculi</i> (Panzer, 1804)	LC	3	0
<i>Dasysyrphus albostrigatus</i> (Fallén, 1817)	LC	1	0
<i>Dasysyrphus neovenustus</i> Soszynski, Mielczarek & Tofilski, 2013	LC	1	0
<i>Dasysyrphus pinastri</i> (De Geer, 1776)	LC	5	0
<i>Dasysyrphus tricinctus</i> (Fallén, 1817)	LC	2	0

Species or genus	European IUCN status	Number of specimens	Card records
<i>Dasysyrphus venustus</i> (Meigen, 1822)	LC	4	0
<i>Didea alneti</i> (Fallén, 1817)	LC	1	0
<i>Didea fasciata</i> Macquart, 1834	LC	6	0
<i>Epistrophe diaphana</i> (Zetterstedt, 1843)	LC	1	0
<i>Epistrophe eligans</i> (Harris, 1780)	LC	10	0
<i>Epistrophe flava</i> Doczkal & Schmid, 1994	LC	1	0
<i>Epistrophe grossulariae</i> (Meigen, 1822)	LC	5	0
<i>Epistrophe leiophthalma</i> (Schiner & Egger, 1853)	EN	3	0
<i>Epistrophe melanostoma</i> (Zetterstedt, 1843)	LC	4	1
<i>Epistrophe nitidicollis</i> (Meigen, 1822)	LC	9	1
<i>Epistrophe obscuripes</i> (Strobl, 1910)	LC	1	0
<i>Episyrphus balteatus</i> (De Geer, 1776)	LC	15	32
<i>Eristalinus aeneus</i> (Scopoli, 1763)	LC	14	4
<i>Eristalinus sepulchralis</i> (Linnaeus, 1758)	LC	5	0
<i>Eristalis arbustorum</i> (Linnaeus, 1758)	LC	31	13
<i>Eristalis horticola</i> (De Geer, 1776)	LC	9	0
<i>Eristalis jugorum</i> Egger, 1858	LC	12	1
<i>Eristalis nemorum</i> (Linnaeus, 1758)	LC	30	6
<i>Eristalis pertinax</i> (Scopoli, 1763)	LC	30	22
<i>Eristalis picea</i> (Fallén, 1817)	LC	4	0
<i>Eristalis rupium</i> Fabricius, 1805	LC	13	0
<i>Eristalis similis</i> (Fallén, 1817)	LC	10	0
<i>Eristalis tenax</i> (Linnaeus, 1758)	LC	50	35
<i>Eumerus</i> Meigen, 1822	1	0	
<i>Eumerus funeralis</i> Meigen, 1822	LC	1	0
<i>Eumerus strigatus</i> (Fallén, 1817)	LC	1	0
<i>Eupeodes</i> Osten-Sacken, 1877	2	0	
<i>Eupeodes corollae</i> (Fabricius, 1794)	LC	14	1
<i>Eupeodes latifasciatus</i> (Macquart, 1829)	LC	4	0
<i>Eupeodes luniger</i> (Meigen, 1822)	LC	5	0

Species or genus	European IUCN status	Number of specimens	Card records
<i>Eupeodes luniger</i> (Zetterstedt, 1843)	LC	1	0
<i>Eupeodes nitens</i> (Zetterstedt, 1843)	LC	1	0
<i>Eupeodes tirolensis</i> (Dusek & Laska, 1973)	NT	3	0
<i>Eurimyia lineata</i> (Fabricius, 1787)	LC	4	0
<i>Ferdinandea aurea</i> Rondani, 1844	LC	1	0
<i>Ferdinandea cuprea</i> (Scopoli, 1763)	LC	1	0
<i>Helophilus pendulus</i> (Linnaeus, 1758)	LC	12	28
<i>Helophilus trivittatus</i> (Fabricius, 1805)	LC	5	3
<i>Heringia heringi</i> (Zetterstedt, 1843)	LC	1	0
<i>Lapposyrphus lapponicus</i> (Zetterstedt, 1838)	LC	12	1
<i>Leucozona glaucia</i> (Linnaeus, 1758)	LC	8	0
<i>Leucozona laternaria</i> (Muller, 1776)	LC	3	0
<i>Leucozona lucorum</i> (Linnaeus, 1758)	LC	8	1
<i>Matsumyia berberina</i> (Fabricius, 1805)	LC	1	0
<i>Megasyrphus erraticus</i> (Linnaeus, 1758)	LC	3	0
<i>Melangyna arctica</i> (Zetterstedt, 1838)	LC	1	0
<i>Melangyna compositarum</i> (Verrall, 1873)	LC	8	0
<i>Melangyna lasiophthalma</i> (Zetterstedt, 1843)	LC	2	0
<i>Melanogaster hirtella</i> (Loew, 1843)	LC	9	0
<i>Melanogaster nuda</i> (Macquart, 1829)	LC	2	0
<i>Melanostoma mellarium</i> (Meigen, 1822)	LC	2	0
<i>Melanostoma mellinum</i> (Linnaeus, 1758)	LC	16	10
<i>Melanostoma scalare</i> (Fabricius, 1794)	LC	19	13
<i>Meligramma cincta</i> (Fallén, 1817)	LC	3	0
<i>Meligramma cingulata</i> (Egger, 1860)	LC	2	0
<i>Meligramma euchroma</i> (Kowarz, 1885)	LC	2	0
<i>Meliscaeva auricollis</i> (Meigen, 1822)	LC	11	2
<i>Meliscaeva cinctella</i> (Zetterstedt, 1843)	LC	10	4
<i>Merodon</i> Meigen, 1803	4	0	
<i>Merodon albifrons</i> Meigen, 1822	LC	4	0

Species or genus	European IUCN status	Number of specimens	Card records
<i>Merodon aureus</i> Fabricius, 1805	LC	2	0
<i>Merodon avidus</i> (Rossi, 1790)	LC	1	0
<i>Merodon clavipes</i> (Fabricius, 1781)	LC	3	0
<i>Merodon equestris</i> (Fabricius, 1794)	LC	18	0
<i>Merodon flavus</i> Sack, 1913	NT	9	0
<i>Merodon moenium</i> (Wiedemann, 1822)	LC	1	0
<i>Merodon nigritarsis</i> Rondani, 1845	LC	1	0
<i>Merodon ruficornis</i> Meigen, 1822	LC	2	0
<i>Merodon rufus</i> Meigen, 1838	LC	3	0
<i>Microdon analis</i> (Macquart, 1842)	NT	2	0
<i>Microdon mutabilis</i> (Linnaeus, 1758)	VU	5	0
<i>Milesia crabroniformis</i> (Fabricius, 1775)	LC	1	0
<i>Myathropa florea</i> (Linnaeus, 1758)	LC	16	13
<i>Myolepta dubia</i> (Fabricius, 1805)	LC	2	0
<i>Myolepta potens</i> (Harris, 1776)	LC	1	0
<i>Neoascia geniculata</i> (Meigen, 1822)	LC	4	0
<i>Neoascia meticulosa</i> (Scopoli, 1763)	LC	8	0
<i>Neoascia podagrica</i> (Fabricius, 1775)	LC	2	0
<i>Neoascia tenur</i> (Harris, 1780)	LC	5	0
<i>Neocnemodon pubescens</i> (Delucchi & Pschorn-Walcher, 1955)	LC	1	0
<i>Orhonevra nobilis</i> (Fallén, 1817)	LC	4	0
<i>Orhonevra onytes</i> (Séguy, 1961)	[not evaluated]	4	0
<i>Paragus</i> Latreille, 1804	2	0	
<i>Paragus albifrons</i> (Fallén, 1817)	EN	1	0
<i>Paragus finitimus</i> Goeldlin, 1971	EN	2	0
<i>Paragus haemorrhous</i> Meigen, 1822	LC	1	1
<i>Paragus strigatus</i> Meigen, 1822	LC	1	0
<i>Parasyrphus annulatus</i> (Zetterstedt, 1838)	LC	1	0
<i>Parasyrphus lineola</i> (Zetterstedt, 1843)	LC	1	0

Species or genus	European IUCN status	Number of specimens	Card records
<i>Parasyrphus macularis</i> (Zetterstedt, 1843)	LC	6	1
<i>Parasyrphus malinellus</i> (Collin, 1952)	LC	4	0
<i>Parasyrphus punctulatus</i> (Verrall, 1873)	LC	14	0
<i>Parasyrphus vittiger</i> (Zetterstedt, 1843)	LC	2	0
<i>Pipiza</i> Fallén, 1810	4	0	
<i>Pipiza austriaca</i> Meigen, 1822	LC	2	0
<i>Pipiza fasciata</i> Meigen, 1822	LC	2	0
<i>Pipiza festiva</i> Meigen, 1822	LC	2	0
<i>Pipiza nocticula</i> (Linnaeus, 1758)	LC	1	0
<i>Pipiza quadrimaculata</i> (Panzer, 1804)	LC	3	0
<i>Pipizella</i> Rondani, 1856	6	0	
<i>Pipizella divicoi</i> (Goeldlin, 1974)	LC	3	0
<i>Pipizella viduata</i> (Linnaeus, 1758)	LC	11	2
<i>Pipizella zeneggenensis</i> (Goeldlin, 1974)	LC	2	0
<i>Platycheirus</i> Le Peletier & Serville, 1828	3	0	
<i>Platycheirus albimanus</i> (Fabricius, 1781)	LC	41	25
<i>Platycheirus angustatus</i> (Zetterstedt, 1843)	LC	2	0
<i>Platycheirus angustipes</i> Goeldlin, 1974	LC	1	0
<i>Platycheirus clypeatus</i> (Meigen, 1822)	LC	3	0
<i>Platycheirus discimanus</i> (Loew, 1871)	LC	2	0
<i>Platycheirus immaculatus</i> Ohara, 1980	LC	5	0
<i>Platycheirus manicatus</i> (Meigen, 1822)	LC	9	0
<i>Platycheirus melanopsis</i> Loew, 1856	LC	1	0
<i>Platycheirus occultus</i> Goeldlin, Maibach & Speight, 1990	LC	2	0
<i>Platycheirus parmatus</i> Rondani, 1857	LC	7	0
<i>Platycheirus scutatus</i> (Meigen, 1822)	LC	1	0
<i>Platycheirus stictitus</i> (Meigen, 1822)	LC	1	0
<i>Platycheirus tarsalis</i> (Schummel, 1836)	LC	3	0
<i>Pyrophaena granditarsa</i> (Forster, 1771)	NT	1	0

Species or genus	European IUCN status	Number of specimens	Card records
<i>Pyrophaena rosarum</i> (Fabricius, 1787)	LC	1	1
<i>Rhingia campestris</i> Meigen, 1822	LC	15	15
<i>Rhingia rostrata</i> (Linnaeus, 1758)	LC	1	0
<i>Scaeva dignota</i> (Rondani, 1857)	LC	1	0
<i>Scaeva pyrastris</i> (Linnaeus, 1758)	LC	19	5
<i>Scaeva selenetica</i> (Meigen, 1822)	LC	10	8
<i>Sericomyia bombiformis</i> (Fallén, 1810)	LC	1	0
<i>Sericomyia lappona</i> (Linnaeus, 1758)	LC	8	0
<i>Sericomyia silentis</i> (Harris, 1776)	LC	7	1
<i>Sericomyia superbians</i> (Muller, 1776)	LC	3	0
<i>Sphaerophoria</i> Le Peletier & Serville, 1828	8	0	
<i>Sphaerophoria interrupta</i> (Fabricius, 1805)	LC	2	0
<i>Sphaerophoria scripta</i> (Linnaeus, 1758)	LC	25	49
<i>Sphegina clavata</i> (Scopoli, 1763)	LC	1	0
<i>Sphegina clunipes</i> (Fallén, 1816)	LC	5	0
<i>Sphegina elegans</i> Schummel, 1843	LC	1	0
<i>Sphegina latifrons</i> Egger, 1865	LC	1	0
<i>Sphegina sibirica</i> Stackelberg, 1953	LC	5	0
<i>Syrpitta pipiens</i> (Linnaeus, 1758)	LC	13	40
<i>Syrphus nitidifrons</i> Becker, 1921	LC	2	0
<i>Syrphus ribesii</i> (Linnaeus, 1758)	LC	25	7
<i>Syrphus torvus</i> Osten-Sacken, 1875	LC	22	2
<i>Syrphus vitripennis</i> Meigen, 1822	LC	17	4
<i>Temnostoma bombylans</i> (Fabricius, 1805)	LC	5	1
<i>Temnostoma vespiforme</i> (Linnaeus, 1758)	LC	5	0
<i>Trichopsomyia flavitarsis</i> (Meigen, 1822)	LC	1	0
<i>Triglyphus primus</i> Loew, 1840	LC	1	0
<i>Tropidia fasciata</i> Meigen, 1822	LC	2	0
<i>Volucella bombylans</i> (Linnaeus, 1758)	LC	10	1
<i>Volucella inanis</i> (Linnaeus, 1758)	LC	6	2

Species or genus	European IUCN status	Number of specimens	Card records
<i>Volucella inflata</i> (Fabricius, 1794)	LC	5	0
<i>Volucella pellucens</i> (Linnaeus, 1758)	LC	12	7
<i>Volucella zonaria</i> (Poda, 1761)	LC	5	0
<i>Xanthandrus comtus</i> (Harris, 1870)	LC	2	0
<i>Xanthogramma citrofasciatum</i> (De Geer, 1776)	LC	3	0
<i>Xanthogramma dives</i> (Rondani, 1857)	LC	7	0
<i>Xanthogramma pedissequum</i> (Harris, 1776)	LC	5	0
<i>Xylota florum</i> (Fabricius, 1805)	LC	2	0
<i>Xylota ignava</i> (Panzer, 1798)	LC	2	0
<i>Xylota jakutorum</i> Bagatshanova, 1980	LC	2	0
<i>Xylota segnis</i> (Linnaeus, 1758)	LC	15	17
<i>Xylota sylvarum</i> (Linnaeus, 1758)	LC	6	0
<i>Xylota tarda</i> Meigen, 1822	LC	1	0
<b>Total</b>	1302	423	

#### Taxa included:

Rank	Scientific Name	Common Name
kingdom	Animalia	Animals
subkingdom	Eumetazoa	
phylum	Arthropoda	Arthropods
subphylum	Pancrustacea	
class	Insecta	Insects
subclass	Pterygota	
order	Diptera	Flies
suborder	Brachycera	
superfamily	Syrphoidea	
family	Syrphidae	Hoverflies

#### Temporal coverage

**Data range:** 1986-5-17 - 2018-4-26.

**Notes:** One additional specimen from 1980 only bears year collection information. Specimens were collected all months of the year, with the highest number of specimens caught from May to July (Fig. 4). Dauzet was most active collecting hoverflies from 2002 to 2014, from the age of 74 to the age of 86 years old (Fig. 5)!

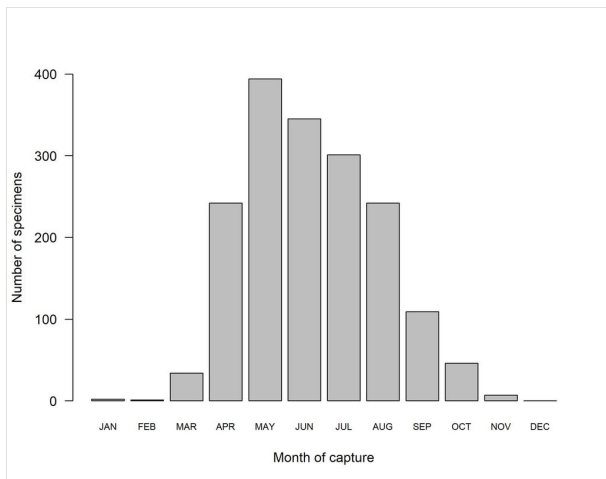


Figure 4. [doi](#)

Number of hoverfly specimens captured per month by Maurice Dauzet.

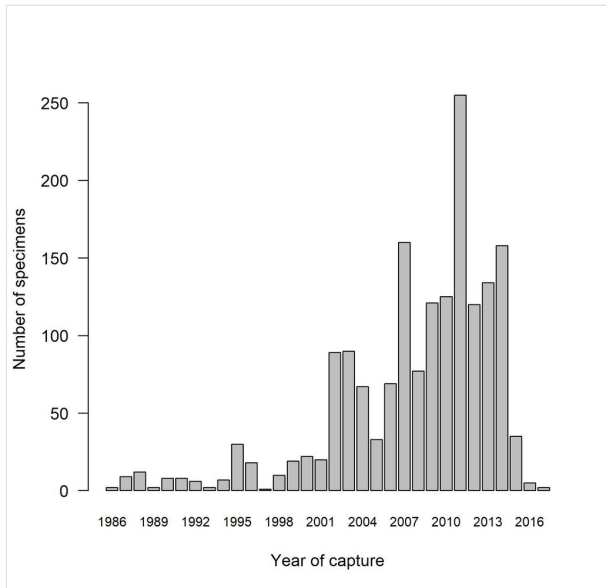


Figure 5. [doi](#)

Numbers of hoverfly specimens captured per year by Maurice Dauzet. One specimen from 1980 is omitted.



## Collection data

**Collection name:** Maurice Dauzet insect collection

**Collection identifier:** Dauzet

**Parent collection identifier:** Insects

**Specimen preservation method:** Dried and pinned specimens

**Curatorial unit:** Centre Louis Lortet, Musée des Confluences, Lyon. Contact: Harold Labrique (email: harold.labrique[at]museedesconfluences.fr)

## Usage licence

**Usage licence:** Creative Commons Public Domain Waiver (CC-Zero)

**IP rights notes:** This work is licensed under a Creative Commons Attribution (CC-BY) 4.0 Licence. All work derived from the present study should cite it appropriately, including the Museum where the material is held.

## Data resources

**Data package title:** Syrphidae Dauzet collection

**Resource link:** <https://doi.org/10.5281/zenodo.14602286>

**Number of data sets:** 1

**Data set name:** Maurice Dauzet Syrphidae collection

**Character set:** Syrphidae\_Dauzet\_v02.csv

**Download URL:** <https://doi.org/10.5281/zenodo.14602286>

**Data format:** CSV (tab delimited values)

**Data format version:** Darwin core, so that it may be transferred later into GBIF.

**Description:** The dataset includes data on 1725 hoverfly individuals collected by Maurice Dauzet, in GBIF compatible format; 1302 of these specimens are hosted in his collection and 423 come from his record data kept on handwritten cards.

Column label	Column description
occurrenceID	Individual identification code. Each specimen bears a label with this code. Records from his handwritten cards have a code including the word "fiches" (French word for cards).

basisOfRecord	The specific nature of the data record (i.e. PreservedSpecimen in the case of pinned specimen or MaterialEntity in the case of written record only, as presented later in this table).
eventDate	Event date in the format YYYY-MM-DD if the capture date is known to the date or YYYY-MM if only the month and year are known or YYYY if only the year is known. If the specimen was captured during a time lapse in which the first and last days are known, then these two dates are given separated by a slash bar (/), e.g. 2015-06-02/2015-07-15.
year	Year of capture.
month	Month of capture.
day	Day of capture.
verbatimEventDate	Date of capture, as mentioned on the label or on the card.
kingdom	Kingdom name (i.e. Animalia).
phylum	Phylum name (i.e. Arthropoda).
class	Class name (i.e. Insecta).
order	Ordername (i.e. Diptera).
family	Family name (Syrphidae).
previousIdentifications	Species name originally given on the specimen label by Maurice Dauzet.
genus	Genus name.
specificEpithet	Species epithet of the scientificName.
scientificNameAuthorship	Name of the scientist who first described the species and year of publication of the description.
scientificName	Lowest taxonomic rank possible given to the specimen, usually the species name, sometimes the genus, with author and year.
sex	Male (M) or female (F).
taxonRank	Species or genus.
identificationQualifier	In case the identification could be given only to a species group, 'cf.' was input.
identificationRemarks	Any comment on the identification of the specimen, with list of possible species. Comments by Dauzet on the label are indicated with his initials (MD).
IdentifiedBy	Name of the entomologist who identified the specimen.
dateIdentified	Year of most recent identification.
identificationVerificationStatus	Whether (coded 1) or not (coded 0), the identification could be checked on a specimen. Data from cards, from Dauzet's own identifications only, were coded 0. Specimens assigned to species group were also coded 0.
country	Country of capture.

countryCode	Two letter country code of the specimen capture location.
stateProvince	French Departmental administrative division.
locality	Location of capture, usually the municipality.
verbatimLocality	Any geographical indication, as it is written on the label or card.
decimalLatitude	Geographic latitude (in decimal degrees) of the capture location.
decimalLongitude	Geographic longitude (in decimal degrees) of the capture location.
coordinateUncertaintyInMetres	Uncertainty in coordinates, in metres.
recordedBy	Name of collector (i.e. legitimate information; i.e. usually Dauzet, Maurice)
occurrenceRemarks	Any ecological data or comment on the label.
minimumElevationInMetres	Lower limit of the range of altitudes indicated on the label.
maximumElevationInMetres	Higher limit of the range of altitudes indicated on the label.
geodeticDatum	System and set of reference points upon which the geographic coordinates are based (i.e. WGS84).
georeferencedBy	Identity of the person who added the latitude and longitude data, i.e. Nève, Gabriel.
georeferenceProtocol	How the georeference was computed, i.e. from label data (verbatimLocality).
georeferenceSources	Georeference code was inferred from geoportail.gouv.fr.
georeferencedDate	Georeference work was performed in 2024.
institutionCode	Institution where the specimen is held (i.e. MDC: Musée des confluences, previously known as MHNL: Muséum d'Histoire Naturelle de Lyon).
CollectionCode	Collection code within the Museum, i.e. M. Dauzet.
catalogNumber	Combination of box number and individual specimen number.
organismQuantity	Number of individuals bearing the same label (i.e. 1).
organismQuantityType	Individuals.
language	The dataset is mainly written in French, apart from column headings, which are in English.
associatedReferences	Any reference citing the relevant specimen.
materialEntityID	For records found in Dauzet's written records only, these referring to his handwritten cards.

## Additional information

Publication of data is paramount to back up conservation efforts for biodiversity preservation. Collectors end up publishing some of their data in their lifetime (Nève et al.

2024). The present publication is part of large programme towards a better knowledge of the French hoverfly past and present distribution (Speight et al. 2024). We add here 81 Departmental distribution records (Table 3), mainly from the Haute-Loire Department, which was previously poorly known.

Table 3.

New French Departmental data, according to Speight et al. (2024). The only *Chrysotoxum cisalpinum* record is from a card record, while all others are supported by at least one specimen.

Department	Species new for the Department
Ardèche	<i>Cheilosia laticornis</i>
Ardèche	<i>Leucozona lucorum</i>
Ardèche	<i>Pipiza fasciata</i>
Aveyron	<i>Merodon albifrons</i>
Aveyron	<i>Merodon nigratarsis</i>
Drôme	<i>Cheilosia aerea</i>
Drôme	<i>Cheilosia albitarsis</i>
Drôme	<i>Cheilosia vernalis</i>
Drôme	<i>Chrysotoxum cisalpinum</i>
Drôme	<i>Eristalinus sepulchralis</i>
Drôme	<i>Heringia heringi</i>
Drôme	<i>Melangyna lasiophthalma</i>
Drôme	<i>Merodon equestris</i>
Drôme	<i>Microdon myrmicae/mutabilis</i>
Drôme	<i>Paragus albifrons</i>
Drôme	<i>Platycheirus albimanus</i>
Drôme	<i>Syrphus ribesii</i>
Haute-Loire	<i>Cheilosia aerea</i>
Haute-Loire	<i>Cheilosia albipila</i>
Haute-Loire	<i>Cheilosia canicularis</i>
Haute-Loire	<i>Cheilosia himantopus</i>
Haute-Loire	<i>Cheilosia illustrata</i>
Haute-Loire	<i>Cheilosia impressa</i>
Haute-Loire	<i>Cheilosia latifrons</i>

Department	Species new for the Department
Haute-Loire	<i>Cheilosia orthotricha</i>
Haute-Loire	<i>Cheilosia variabilis</i>
Haute-Loire	<i>Chrysogaster solstitialis</i>
Haute-Loire	<i>Chrysotoxum elegans</i>
Haute-Loire	<i>Chrysotoxum fasciolatum</i>
Haute-Loire	<i>Chrysotoxum intermedium</i>
Haute-Loire	<i>Chrysotoxum octomaculatum</i>
Haute-Loire	<i>Chrysotoxum vernale</i>
Haute-Loire	<i>Dasysyrphus neovenustus</i>
Haute-Loire	<i>Dasysyrphus pinastri</i>
Haute-Loire	<i>Dasysyrphus venustus</i>
Haute-Loire	<i>Didea fasciata</i>
Haute-Loire	<i>Epistrophe flava</i>
Haute-Loire	<i>Epistrophe grossulariae</i>
Haute-Loire	<i>Epistrophe nitidicollis</i>
Haute-Loire	<i>Eristalinus sepulchralis</i>
Haute-Loire	<i>Eupeodes nitens</i>
Haute-Loire	<i>Lapposyrphus lapponicus</i>
Haute-Loire	<i>Leucozona lucorum</i>
Haute-Loire	<i>Melanostoma scalare</i>
Haute-Loire	<i>Meligramma cincta</i>
Haute-Loire	<i>Meligramma euchroma</i>
Haute-Loire	<i>Paragus finitimus</i>
Haute-Loire	<i>Paragus haemorrhous</i>
Haute-Loire	<i>Pipiza festiva</i>
Haute-Loire	<i>Pipiza quadrimaculata</i>
Haute-Loire	<i>Pipizella viduata</i>
Haute-Loire	<i>Pipizella zeneggenensis</i>
Haute-Loire	<i>Platycheirus albimanus</i>
Haute-Loire	<i>Platycheirus tarsalis</i>

Department	Species new for the Department
Haute-Loire	<i>Syrphus torvus</i>
Haute-Loire	<i>Volucella bombylans</i>
Haute-Loire	<i>Volucella zonaria</i>
Haute-Loire	<i>Xanthandrus comtus</i>
Haute-Loire	<i>Xanthogramma pedissequum</i>
Haute-Loire	<i>Xylota ignava</i>
Haute-Loire	<i>Xylota tarda</i>
Loire	<i>Brachyopa panzeri</i>
Loire	<i>Brachyopa testacea</i>
Isère	<i>Chalcosyrphus valgus</i>
Isère	<i>Chrysotoxum lessonae</i>
Loire	<i>Cheilosia canicularis</i>
Loire	<i>Cheilosia latifrons</i>
Loire	<i>Cheilosia pictipennis</i>
Loire	<i>Cheilosia sahlbergi</i>
Loire	<i>Cheilosia uviformis</i>
Loire	<i>Cheilosia velutina</i>
Loire	<i>Chrysotoxum intermedium</i>
Loire	<i>Melangyna arctica</i>
Loire	<i>Melanostoma melliarium</i>
Loire	<i>Sphegina clavata</i>
Loire	<i>Sphegina sibirica</i>
Rhône	<i>Epistrophe diaphana</i>
Savoie	<i>Criorhina berberina</i>
Savoie	<i>Xylota segnis</i>
Vaucluse	<i>Cheilosia antiqua</i>
Vaucluse	<i>Myolepta dubia</i>
Vaucluse	<i>Paragus strigatus</i>

The three specimens of *Cheilosia caerulescens* were captured near the country home of the Dauzet family, at Saint-Pierre-Eynac, Lardeyrol (Loire), at an altitude of ca. 835 m, a figure low for this mountain species, which depends on mountain *Sempervivum* sp.

(Speight 2020). The question remains open as to the recent records at low altitude coming from a natural colonisation of these habitats by this alpine species or whether low altitude specimens come from specimens imported with transplanted *Sempervivum* sp., as in the case of British records, which most probably originate from an introduction (Collins and Halstead 2008) and are now widespread in British suburban gardens (Ball and Morris 2024).

The data gathered from Dauzet's specimens and handwritten cards were compared with the published records. Some of the dates mentioned in Dauzet et al. (2015) were corrected, such as a *Cheilosia albipila* specimen mentioned from March, which was captured in May, according to the label data.

Records of eight species mentioned from the Loire Department by Dauzet et al. (2015) have to be corrected. Four species mentioned from the Loire Department were, upon examination, based on misidentified material: *Cheilosia bracusi*, *Neoascia annexa*, *Riponnensia splendens* and *Melangyna barbifrons*. The specimens of *Melangyna compositarum* and *Paragus flammeus* could not be located in the collection. The specimens originally identified as *Sphaerophoria estebani* and *S. philanthus* by Dauzet could not be confirmed as such, as they were either females (3 cases) or damaged (1 male *S. philanthus*). If the presence of these species in the Loire Department, as depicted by Speight et al. (2024), is not backed by any material other than Dauzet's, these Departmental data should be deleted. Speight et al. (2024) did not take into account Dauzet's Loire Department records of *Cheilosia bracusi* and *Paragus flammeus*, presumably because these were atypical records of species notoriously difficult to identify.

The only record of *Chrysotoxum cisalpinum*, from Montmaur-en-Diois, Drôme Department, on 12 Aug 1996, was based on a specimen shown to him, but not retained in his collection. The card record mentions that the identification of this specimen was based on Sack (1935), p. 224, on Séguy (1961), p. 118 and on van Veen (2004), p. 81.

Some of the species mentioned here are rare. *Epistrophe obscuripes* is known in France only from two Departments (Speight et al. 2024): Loire and Haute-Saône, with Loire data being the previously-published Dauzet specimen (Dauzet et al. 2015).

Amongst the species captured by Dauzet, five are considered endangered in Europe: *Cheilosia gagatea*, *Cheilosia pictipennis*, *Epistrophe leiophthalma*, *Paragus albifrons* and *Paragus finitimus*. Three are considered vulnerable: *Chalcosyrphus femoratus*, *Chrysotoxum cisalpinum* and *Microdon mutabilis*. Seven are near threatened: *Chrysogaster virescens*, *Chrysotoxum elegans*, *Chrysotoxum octomaculatum*, *Eupeodes tirolensis*, *Merodon flavus*, *Microdon analis* and *Pyrophaena granditarsa*.

It is hoped that publishing data on these species will help defining their distribution and, hence, define effective conservation measures.

## Acknowledgements

Many thanks to Isabelle Cuzor, daughter of the late Maurice Dauzet, who provided photographs of her father and provided unpublished biographical details. Patrick Subit shared his recollection of joint work with Dauzet. Martin C.D. Speight and Lisa Fisler identified some of the specimens. Cédric Audibert and Pauline Laugraud helped in allowing access to Dauzet's archives at the Musée des Confluences.

The Dauzet collection inventory was made possible through a grant from Patrinat (OFB-CNRS-MNHN) awarded by the Museum National d'Histoire Naturelle, Paris. This scientific work is part of the natural heritage inventory ([inpn.mnhn.fr](http://inpn.mnhn.fr)).

## Author contributions

Study design, identification of specimens and data input: GN and JC, data analysis, formatting and writing up: GN, collection management: HL. All authors agreed on the final manuscript.

## References

- Ball S, Morris R (2024) *Hoverflies of Britain and Ireland*. 3rd Ed. Princeton University Press, Princeton, 344 pp.
- Barkalov A, Ståhls G (1997) Revision of the Palaearctic bare-eyed and black-legged species of the genus *Cheilosia* Meigen (Diptera, Syrphidae). *Acta Zoologica Fennica* 208: 1-74.
- Bot S, Van de Meutter F (2023) *Hoverflies of Britain and North-west Europe*. Bloomsbury Wildlife, London, 400 pp.
- Collins GA, Halstead AJ (2008) *Cheilosia caerulea* (Meigen, 1822) (Diptera, Syrphidae) new to Britain. *Dipterists Digest* 15: 23-26.
- Dauzet M, Galtier J, Subit P (2015) Contribution à la connaissance des Syrphoidea du département de la Loire (Diptera). *Bulletin mensuel de la Société Linnéenne de Lyon* 84 (5-6): 161-168. <https://doi.org/10.3406/linly.2015.17754>
- Doczkal D (2000) Description of *Cheilosia ranunculi* spec. nov. from Europe, a sibling species of *C. albitarsis* Meigen (Diptera, Syrphidae). *Volucella* 5: 63-78.
- Dunn L, Lequerica M, Reid CR, Latty T (2020) Dual ecosystem services of syrphid flies (Diptera: Syrphidae): pollinators and biological control agents. *Pest Management Science* 76 (6): 1973-1979. <https://doi.org/10.1002/ps.5807>
- Gilbert FS (1980) Flower visiting by hoverflies (Syrphidae). *Journal of Biological Education* 14 (1): 70-74. <https://doi.org/10.1080/00219266.1980.9654289>
- Goeldlin de Tiefenau P (1976) Révision du genre *Paragus* (Dipt., Syrphidae) de la région paléarctique occidentale. *Mitteilungen Der Schweizerischen Entomologischen Gesellschaft- Bulletin de la Société Entomologique Suisse* 49 (1-2): 79-108.
- Goeldlin de Tiefenau P, Maibach A, Speight MCD (1990) Sur quelques espèces de *Platycheirus* (Diptera, Syrphidae) nouvelles ou méconnues. *Dipterists Digest*, 5: 19-44. *Dipterists Digest* 5: 19-44.



- Hallmann CA, Ssymank A, Sorg M, de Kroon H, Jongejans E (2021) Insect biomass decline scaled to species diversity: General patterns derived from a hoverfly community. *Proceedings of The National Academy of Sciences of The United States of America* 118 (2): e2002554117.
- Meunier JY, Geslin B, Issertes M, Mahé G, Vyghen F, Labrique H, Dutour Y, Poncet V, Migliore J, Nève G (2023) Apoidea of the collections of Lyon, Aix-en-Provence, Marseille and Toulon Museums of Natural History (France). *Biodiversity Data Journal* 11 <https://doi.org/10.3897/BDJ.11.e99650>
- Nève G, Lair X, Lebard T, Meunier JY, Teste LJ, Séguinel L (2024) Hoverflies of the Timon-David collection (Diptera, Syrphidae). *Biodiversity Data Journal* 12 <https://doi.org/10.3897/BDJ.12.e117265>
- Orford K, Vaughan I, Memmott J (2015) The forgotten flies: the importance of non-syrphid Diptera as pollinators. *Proceedings of the Royal Society B: Biological Sciences* 282 (1805). <https://doi.org/10.1098/rspb.2014.2934>
- Raven P, Wagner D (2021) Agricultural intensification and climate change are rapidly decreasing insect biodiversity. *Proceedings of the National Academy of Sciences of the United States of America* 118 (2). <https://doi.org/10.1073/pnas.2002548117>
- Reemer M (2016) Syrphidae (Diptera) of Surinam: Eristalinae and synthesis. *Tijdschrift voor Entomologie* 159: 97-142. <https://doi.org/10.1163/22119434-15902002>
- Rotheray G, Gilbert F (2011) The natural history of Hoverflies. Forrester Text, Cardigan.
- Sack P (1935) 31. Syrphidae. In: Lindner E (Ed.) *Die Fliegen der Paläarktischen Region*. Band IV 6. IV.6. E. Schweizerbart'sche Verlagsbuchhandlung, Stuttgart, 451 pp. +18 plates pp.
- Séguy E (1961) Diptères Syrphides de l'Europe occidentale. *Mémoires du Muséum National d'Histoire Naturelle (Paris), Série A, Zoologie* 23: 1-248.
- Speight MC (2013) Species accounts of European Syrphidae (Diptera), 2013. *Syrph the Net, the database of European Syrphidae* 72: 1-316.
- Speight MCD, Sarthou JP (2011) StN keys for the identification of adult European Syrphidae (Diptera), Glasgow 2011/Clés StN pour la détermination des adultes des Syrphidae Européens (Diptères). *Syrph the Net, the database of European Syrphidae* 66: 1-120.
- Speight MCD, Sarthou JP (2017) StN keys for the identification of the European species of various genera of Syrphidae 2017/Clés StN pour la détermination des espèces Européennes de plusieurs genres des Syrphidae 2017. *Syrph the Net publications*, Dublin 99: 1-139.
- Speight MCD (2020) Species accounts of European Syrphidae, 2020. *Syrph the Net Publications* 104: 1-304.
- Speight MCD, Langlois D (2020) Clés des mâles des espèces françaises de *Merodon*, 2020 (Diptera: Syrphidae). *Syrph the Net Publications* 110: 1-63.
- Speight MCD, Fisler L, Pétremand G, Hauser M (2021) A key to the males of the *Eumerus* species known from Switzerland & surrounding parts of central Europe (Diptera: Syrphidae). *Syrph the Net* 112: 1-36.
- Speight MCD, Sarthou JP, Vanappelghem C, Lebard T (2024) The departmental distribution of syrphid species in France/Distribution départementale des syrphes de France, 2024. *Syrph the Net Publications* 117: 1-93.

- van der Goot VS (1981) De Zweefvliegen van Noordwest-Europa en Europees Rusland, in het bijzonder van de Benelux. Koninklijke Nederlandse Natuurhistorische Vereniging, Hoogwoud.
- van Steenis J, Lucas JA (2011) Revision of the West-Palaeartic species of *Pipizella* Rondani, 1856 (Diptera, Syrphidae). *Dipterists Digest* 18 (2): 127-180.
- van Veen MP (2004) Hoverflies of Northwest Europe: identification keys to the Syrphidae. Koninklijke Nederlandse Natuurhistorische Vereniging, Utrecht. <https://doi.org/10.1163/9789004274495>
- Verrall GH (1901) *British Flies*, vol. VIII. Taylor & Francis, London.
- Vujčić A, Gilbert F, Flinn G, Englefield E, Ferreira CC, Varga Z, Eggert F, Woolcock S, Böhm M, Mergy R, Ssymank A, van Steenis W, Aracil A, Földesi R, et al. (2022) Pollinators on the edge: our European hoverflies: the European red list of hoverflies. European Commission, Brussels.