



Research Article

# Diversity and distribution of the cladocerans (Crustacea, Branchiopoda) in Thailand

Wijittra Choedchim<sup>‡</sup>, Supiyani Maiphae<sup>§</sup>

<sup>‡</sup> Faculty of Science and Technology, Princess of Naradhiwas University, Narathiwat Province, Thailand

<sup>§</sup> Animal Systematics and Ecology Speciality Research Unit (ASESRU), Department of Zoology, Faculty of Science and Biodiversity Center (BDCKU), Kasetsart University, Bangkok, Thailand

Corresponding author: Supiyani Maiphae ([supiyani.m@ku.ac.th](mailto:supiyani.m@ku.ac.th))

Academic editor: Sameer Padhye

Received: 15 Mar 2023 | Accepted: 12 May 2023 | Published: 25 May 2023

Citation: Choedchim W, Maiphae S (2023) Diversity and distribution of the cladocerans (Crustacea, Branchiopoda) in Thailand. Biodiversity Data Journal 11: e103553. <https://doi.org/10.3897/BDJ.11.e103553>

## Abstract

An updated checklist of the cladoceran fauna from inland aquatic habitats in Thailand (a high-diversity hotspot in Southeast Asia), based on published cladoceran records found in literature is presented. The checklist updates nomenclature and species distributions, especially habitat preferences. A total of 138 valid recorded species is relatively high. However, the estimators indicate that more species are expected to be found with more research. The north-eastern and southern regions of Thailand are well-studied regions of high species richness with 100 and 96 cladoceran species, respectively, whereas the northern and eastern regions have large research gaps that should be studied further. Moreover, each habitat type seems to have a unique cladoceran community as the similarity values amongst them are mostly low (Sorensen similarity index < 0.50). Therefore, it is suggested that habitats with unique characteristics, such as peat swamps, stream and cave pools, are worthy of further exploration. If the current records of cladoceran diversity in Thailand confirms a high diversity of this animal in the tropical region, then the geographical distribution of each species can be properly explained.

## Keywords

Anomopoda, Ctenopoda, taxonomy, biogeography, Oriental Region

## Introduction

Thailand is a biodiversity hotspot in Southeast Asia. Few species of freshwater zooplankton have been reported previously, but high diversity is currently shown in various groups, including copepods, rotifers and cladocerans. Research in Thailand on cladocerans began with Boonsom in 1984 and researchers have started to pay more attention to this group of zooplankton since 1997, with more research published. A total of 34 research papers and five research reports have been published, with the majority of studies covering taxonomy and diversity (Boonsom 1984, Pholpunthin 1997, Sanoamuang 1998, Korovchinsky 2000, Pipatcharoenchai 2001, Saeng-aroon 2001, Sa-artrit 2002, Kotov and Sanoamuang 2004, Kotov et al. 2005a, Kotov et al. 2005b, Maiphae 2005, Maiphae et al. 2005, Sa-artrit and Beamish 2005, Sanoamuang and Faitakum 2005, Sinev et al. 2007, Sinev and Sanoamuang 2007, Korovchinsky and Sanoamuang 2008a, Maiphae et al. 2008, Chittapun et al. 2009, Maiphae and Janpriang 2009, Maiphae et al. 2010, Choedchim and Maiphae 2012, Meksuwan et al. 2012, Sinev and Kotov 2012, Korovchinsky and Sanoamuang 2013, Sinev and Sanoamuang 2013, Van Damme and Maiphae 2013, Van Damme et al. 2013, Tiang-nga et al. 2016, Sinev et al. 2017, Alonso et al. 2019, Jantawong and Maiphae 2020, Tiang-nga et al. 2020, Plangklang and Athibai 2021, Tiang-nga et al. 2021, Sinev et al. 2023) and many fewer covering ecology and aquaculture (Kotov et al. 2013a, Choedchim et al. 2017, Manklinniam et al. 2018).

After almost four decades of intensive study on the diversity of cladoceran in bodies of water in Thailand, 138 species have been identified. However, the taxonomic status of some recorded species has changed given that the taxonomical ranking of these species has changed greatly due to enhanced understanding of their evolution, along with the application of more tools (Van Damme et al. 2005, Van Damme et al. 2010, Van Damme et al. 2011). In addition, it seems that many more species have been discovered in recent years despite its being a relatively well-studied region. This is probably due to the high diversity of microhabitats, with some yet to be surveyed. Therefore, we revise and update the checklist of the cladocerans in Thailand in this paper in light of recent insights into their taxonomy and nomenclature, including analysis of the species diversity and the ecological and geographical distribution of this group. This research contributes to existing knowledge on this important component of freshwater biota in Thailand and offers suggestions for how this knowledge gap could be filled in the future.

## Materials and method

In the present study, a checklist of cladoceran species in Thailand was compiled from the existing 39 research papers and research reports, as mentioned above. The updated names of each species were presented and used for all analyses and the species names used in previous publications were provided. Data on biogeographical distribution are mostly drawn from literature, as shown in Table 1. Occurrences are identified in eight large biogeographical regions (Palearctic, Afrotropical, Oriental, Nearctic, Neotropical, Australian, Pacific and Antarctic), as described in Segers (2007).

Table 1.

List of cladoceran species, their habitat occurrence and distribution in Thailand. (Abbreviation codes: c = canal, d = dam, e = estuary, f = floodplain, ff = fish field, l = lake, m = marsh, mi = mine, ml = man-made lake, p = pond, po = pool, ps = peat swamp, r = river, rc = roadside canal, re = reservoir, rf = rice field, sf = saline rice field, st = stream, sw = swamp, tp = temporary pond, w = wastewater treatment pond, wf = waterfall, N = north, NE = northeast, W = west, E = east, C = central, S = south, Aus = Australian, Afr = Afrotropical, Nea = Nearctic, Neo = Neotropical, Ori = Oriental, Pal = Palearctic; Reference codes: 1 = Boonsom 1984, 2 = Pholpunthin 1997, 3 = Sanoamuang 1998, 4 = Saeng-aroon 2001, 5 = Pipatcharoenchai 2001, 6 = Sa-artrit 2002, 7 = Kotov and Sanoamuang 2004, 8 = Sa-artrit and Beamish 2005, 9 = Kotov et al. 2005a, 10 = Kotov et al. 2005b, 11 = Maiphae 2005, 12 = Maiphae et al. 2005, 13 = Sanoamuang and Faitacum 2005, 14 = Sinev et al. 2007, 15 = Sinev and Sanoamuang 2007, 16 = Maiphae et al. 2008, 17 = Korovchinsky and Sanoamuang 2008a, 18 = Chittapun et al. 2009, 19 = Maiphae and Janpriang 2009, 20 = Maiphae et al. 2010, 21 = Meksuwan et al. 2012, 22 = Choedchim and Maiphae 2012, 23 = Sinev and Kotov 2012, 24 = Kotov et al. 2013a, 25 = Van Damme and Maiphae, 2013, 26 = Van Damme et al. 2013, 27 = Sinev and Sanoamuang 2013, 28 = Korovchinsky and Sanoamuang 2013, 29 = Tiang-nga et al. 2016, 30 = Choedchim et al. 2017, 31 = Sinev et al. 2017, 32 = Manklinniam et al. 2018, 33 = Alonso et al. 2019, 34 = Jantawong and Maiphae 2020, 35 = Korovchinsky 2000, 36 = Tiang-nga et al. 2020, 37 = Tiang-nga et al. 2021, 38 = Plangklang and Athibai 2021, 39 = Sinev et al. 2023).

	Species	Habitat occurrence	Distribution in Thailand	Biogeographical distribution	Remarks	References for records in Thailand
Family Bosminidae						
1	<i>Bosmina fatalis</i> Burckhardt, 1924	sw, ml, r, re	W	Ori	It is rare in Thailand.	5
2	<i>Bosmina longirostris</i> (O. F. Müller, 1776)	sw, re	W, C, S	Cosmopolitan	It can be confused with <i>B. fatalis</i> (Kofínek et al. 1997).	1,5,11,12
3	<i>Bosmina meridionalis</i> Sars, 1904	f, l, p, ps, r, re, rf, sw	NE, S	Aus, Ori		3,13,19,30,36
4	<i>Bosminopsis deitersi</i> Richard, 1895	d, f, l, mi, ml, p, po, r, rc, re, rf, st, sw, tp, wf	NE, W, E, C, S	Cosmopolitan		1,2,3,4,5,6,8,11,12,13,20,30,36
Family Chydoridae						
5	<i>Acroperus africanus</i> <i>Neretina</i> & Kotov, 2015	l	NE	Aus, Ori	It can be confused with <i>A. harpae</i> and <i>A. angustatus</i> (Neretina and Kotov 2015).	36

	Species	Habitat occurrence	Distribution in Thailand	Biogeographical distribution	Remarks	References for records in Thailand
6	<i>Acroperus harpae</i> (Baird, 1834)	c, m, ps, r, sw	NE, S	Cosmopolitan (widely distributes in Pal)	It can be confused with sibling species, <i>A. angustatus</i> (Sinev 2009).	3,4,6,11,12
7	<i>Alona affinis</i> (Leydig, 1860)	f, l, m, mi, p, ps, r, rf, st, sw	NE, W, C, S	Afr, Aus, Neo, Ori, Pal		1,3,4,6,8,11,12,13,19,36
8	<i>Alona guttata</i> Sars, 1862	d, f, l, m, p, po, ps, r, mi, st, sw	NE, W, S	Cosmopolitan		4,6,8,11,12,13,30,36
9	<i>Alona intermedia</i> Sars, 1862	l, sw	NE, S	Cosmopolitan		4,6
10	<i>Alona kotovi</i> Sinev, 2012	l	S	Ori	Known from South Vietnam and it is rare in Thailand.	30
11	<i>Alona quadrangularis</i> (O.F. Müller, 1776)	f, l, m, p, r	NE, S	Afr, Aus, Neo, Ori	Sinev (2012) proposed that previous records of <i>A. quadrangularis</i> from Southeast Asia ( Korovchinsky 2013) belong to <i>A. kotovi</i> from South Vietnam.	4,11,12,13
12	<i>Alona siamensis</i> Sinev & Sanoamuang, 2007*	f, ps	NE	Ori	Previously recorded as <i>Alona cf. dentifera</i> ( Maiphae 2005, Maiphae et al. 2005 Maiphae 2005, Maiphae et al. 2005, Sanoamuang and Faitakum 2005, Nachai 2006).	15
13	<i>Alonella clathratula</i> Sars, 1896	f, l, p, r, sw	NE, S	Afr, Aus, Neo, Ori	It is rare in Thailand.	3,4,11,12,13
14	<i>Alonella excisa</i> (Fischer, 1854)	c, d, f, l, mi, p, po, ps, re, sw,	NE, S	Cosmopolitan		2,3,4,6,11,12,13,19,36

	Species	Habitat occurrence	Distribution in Thailand	Biogeographical distribution	Remarks	References for records in Thailand
15	<i>Alonella nana</i> (Baird, 1850)	m, ps, r, re, sw	C, S	Afr, Aus, Pal	It is rare in Thailand.	1,6,11,12,30
16	<i>Anthalona harti</i> Van Damme, Sinev & Dumont, 2011	l, p, ps, r, rf, sf, sw	NE, C, S	Afr, Ori	It is a sibling species of <i>Alona verrucosa</i> (Sinev and Kotov 2012).	30,34,36,38
17	<i>Anthalona milleri</i> (Kiser, 1948)	p	NE	Ori	It is rare in Thailand. Previously recorded as <i>Alona milleri</i> (Sanoamuang 1998).	3
18	<i>Anthalona sanoamuangae</i> Sinev & Kotov, 2012*	l, r	NE, S	Ori	Known from Vietnam, Laos and it is rare in Thailand.	23,30
19	<i>Anthalona spinifera</i> Tiang-nga, Sinev & Sanoamuang, 2016*	l, r, rf, sw	NE	Ori	Known from Malaysia and it is rare in Thailand.	29,36
20	<i>Anthalona vandammei</i> Sinev, Tiang-nga & Sanoamuang, 2023*	l, sw	NE, S	Ori	Previously recorded as <i>Alona verrucosa</i> (Maiphae et al. 2008). Endemic in Thailand.	39
21	<i>Anthalona verrucosa</i> (Sars, 1901)	c, d, l, m, mi, p, po, ps, r, re, rf, sw	NE, W, S	Afr, Aus, Neo, Ori	All records as <i>Alona verrucosa</i> in Thailand before Van Damme et al. (2010) needed to be confirmed their species status.	1,3,4,5,6,8,11,12,13,19,20
22	<i>Armatalona macrocopa</i> (Sars, 1894)	l, tp	NE	Aus, Ori	In the Oriental Region, it was known only from Thailand.	14
23	<i>Camptocercus australis</i> Sars, 1896	f, l, p, po, st, sw	NE, W, S	Aus, Neo, Ori		4,6,8,11,12,13,30

	Species	Habitat occurrence	Distribution in Thailand	Biogeographical distribution	Remarks	References for records in Thailand
24	<i>Camptocercus rectirostris</i> Schoedler, 1862	l, ml	W, C, S	Ori, Pal		1,2
25	<i>Camptocercus uncinatus</i> Smirnov, 1971	l, r, re	NE, W, S	Afr, Neo, Ori, Pal	<i>Camptocercus latikae</i> is its junior synonym.	2,3,5
26	<i>Celsinotum macronyx</i> (Daday, 1898)	f, l, p, ps, rf, sw	NE, S	Ori	Previously recorded as <i>Alona macronyx</i> (Sanoamuang 1998, Sa-artrit 2002, Maiphae et al. 2005).	3,6,11,12,23,30
27	<i>Chydorus eurynotus</i> Sars, 1901	c, d, f, l, m, mi, p, po, ps, r, re, rf st, sw, wf	NE, W, C, S	Circumtropical		1,2,3,4,5,6,8,11,12,13,19,30,34,36
28	<i>Chydorus idrisi</i> Sinev, 2014	l	NE	Ori		36
29	<i>Chydorus obscurirostris</i> Frey, 1987	d, p, ps, r, sw,	NE, S	Aus, Ori		6,11,12,13
30	<i>Chydorus opacus</i> Frey, 1987	ps, sw	S	Aus, Ori	It is rare in Thailand.	6
31	<i>Chydorus parvus</i> Daday, 1898	d, f, l, m, mi, p, po, ps, r, rc, re, rf, st, sw	NE, W, S	Afr, Ori		3,4,5,6,8,11,12,13,19,30
32	<i>Chydorus pubescens</i> Sars, 1901	d, l, m, mi, p, po, ps, r, st, sw	NE, W, S	Circumtropical		3,6,8,11,12,13,36
33	<i>Chydorus reticulatus</i> Daday, 1898	d, f, l, m, mi, ml, p, ps, r, rf, sw	NE, W, S	Ori		2,3,5,6,11,12,13,19,36

	Species	Habitat occurrence	Distribution in Thailand	Biogeographical distribution	Remarks	References for records in Thailand
34	<i>Chydorus sinensis</i> Frey, 1987	f, l, sw	NE	Ori	Closely related to <i>C. obscurirostris tasekberae</i> (Sanoamuang 1998). It was recorded from China and Thailand.	3,4,13
35	<i>Chydorus sphaericus</i> (O.F. Müller, 1776)	re	NE, C, S	Cosmopolitan		1,11,12
36	<i>Chydorus ventricosus</i> Daday, 1898	c, d, f, m, mi, ml, p, po, ps, r, rf, st, sw	NE, W, C, S	Circumtropical		1,3,6,8,11,12,13,19,30,36
37	<i>Coronatella acuticostata</i> (Sars, 1903)	l	NE	Ori	Closely related to <i>C. undata</i> (Fuentes-Reinés et al. 2021).	36
38	<i>Coronatella monacantha</i> (Sars, 1901)	d, f, l, m, mi, p, po, ps, rf, sw, wf	NE, S	Afr, Neo, Ori	Previously recorded as <i>Alona monacantha</i> (Sanoamuang 1998, Sa-artrit 2002, Maiphae et al. 2005, Maiphae and Janpriang 2009).	3,6,11,12,13,19,20,30
39	<i>Coronatella rectangularis</i> (Sars, 1862)	d, l, p, po, ps, r, re, st, sw	NE, W, S	Cosmopolitan	All previous references were recorded as <i>Alona rectangularis</i> , except Choedchim et al. (2017) and Tiangnga et al. (2020). <i>Alona coronata</i> is its junior synonym.	2,3,5,6,8,11,12,30,36
40	<i>Dadaya macrops</i> (Daday, 1898)	d, f, l, m, mi, p, po, ps, r, rc, rf, st, sw	NE, W, C, S	Circumtropical		1,3,4,6,8,11,12,13,19,20,36
41	<i>Disparalona caudata</i> Smirnov, 1996	r, re, sw	NE, S	Aus, Ori	Closely related to <i>D. rostrata</i> (Sanoamuang 1998).	3,11,12

	Species	Habitat occurrence	Distribution in Thailand	Biogeographical distribution	Remarks	References for records in Thailand
42	<i>Disparalona chappuisi</i> Brehm, 1934	l	NE	Afr, Ori, Pal	It is rare in Thailand.	36
43	<i>Disparalona hamata</i> Birge, 1879	d, ps, r, sm	NE, W, S	Cosmopolitan		3,4,6,8,11,12,13
44	<i>Disparalona rostrata</i> (Koch, 1841)	d, f	NE, S	Ori, Pal	It is rare in Thailand.	6,13
45	<i>Dunhevedia crassa</i> King, 1853	d, f, l, m, mi, ml, p, po, ps, r, re, rf, sf, st, sw, w	NE, W, C, S	Cosmopolitan		1,2,3,4,5,6,8,11,12,13,19,24,30,36,38
46	<i>Dunhevedia serrata</i> Daday, 1898	f, l, m, mi, p, ps, rf, sw	NE, W, S	Afr, Ori		3,4,6,8,11,12,13,19,36
47	<i>Ephemeroporus barroisi</i> (Richard, 1894)	c, d, f, l, m, mi, ml, p, po, ps, r, re, rf, sf, st, sw, wf	N, NE, W, C, S	Cosmopolitan		1,2,3,4,5,6,8,11,12,13,19,20,21,30,34,36,38
48	<i>Ephemeroporus epiaphantoi</i> Alonso, 1987	r	S	Pal, Ori	In the Oriental Region, it was known only from Thailand.	21
49	<i>Ephemeroporus hybridus</i> (Daday, 1905)	sw	S	Afr, Nea, Neo, Ori		11,12
50	<i>Ephemeroporus phintonicus</i> (Margaritora, 1969)	m, p, ps, sw	S	Aus, Ori		6,11,12
51	<i>Ephemeroporus tridentatus</i> (Bergamin, 1939)	ps, re, sw	S	Neo, Ori		11,12
52	<i>Euryalona orientalis</i> (Daday, 1898)	l, p, ps, r, rc, re, rf, st, sw	NE, W, C, S	Circumtropical		1,2,3,4,5,8,11,12,13,18,19,30,36



	Species	Habitat occurrence	Distribution in Thailand	Biogeographical distribution	Remarks	References for records in Thailand
53	<i>Flavalona cheni</i> (Sinev, 1999)	m, rf, sw	C, S	Afr, Ori, Pal	Previously recorded as <i>Alona cheni</i> (Maiphae et al. 2005, Maiphae and Janpriang 2009, Chittapun et al. 2009).	11,12,18,19
54	<i>Flavalona costata</i> (Sars, 1862)	l	NE	Afr, Neo, Ori, Pal		36
55	<i>Graptoleberis testudinaria</i> (Fischer, 1848)	l, p, sw	NE, S	Cosmopolitan		3,6,36
56	<i>Karualona arcana</i> Tiangnga, Sinev & Sanoamuang, 2021*	rf	NE	Ori	Endemic in Thailand.	37
57	<i>Karualona iberica</i> (Alonso & Pretus, 1989)	m, ps, re, rf, sw	S	Afr, Aus Ori, Pal		11,12,19,20
58	<i>Karualona karua</i> (King, 1853)	f, l, ml, ps, re, sf, sw	NE, C, S	Aus, Ori, Pal		1,2,13,20,30,34,36,38
59	<i>Karualona kwangsiensis</i> (Chiang 1963)	l, r, rf, sw	NE	Ori		36
60	<i>Karualona serrulata</i> Van Damme, Maiphae & Sarradrit, 2013*	ps, sw	S	Ori	<i>Karualona</i> sp. in Sarradrit (2002) represents this species. Endemic in Thailand.	26
61	<i>Kurzia brevilabris</i> Rajapaksa & Fernando, 1986	f, l	NE	Ori	Endemic in the Oriental Region.	13,36
62	<i>Kurzia longirostris</i> (Daday, 1898)	c, l, m, ml, ff, ps, rc, re, rf, st, sw	NE, W, C, S	Aus, Ori		1,3,4,5,6,8,11,12,18,30,36
63	<i>Leberis davidi</i> (Richard, 1895)	ff, r	C	Neo, Nea, Ori	Previously recorded as <i>Alona davidi</i> (Boonsom 1984).	1

	Species	Habitat occurrence	Distribution in Thailand	Biogeographical distribution	Remarks	References for records in Thailand
64	<i>Leberis diaphanus</i> (King, 1853)	sf, sw	NE, W, C, S	Afr, Aus, Ori	Previously recorded as <i>Alona diaphana</i> (Sanoamuang 1998, Sa-artrit 2002, Sa-artrit and Beamish 2005, Maiphae et al. 2005, Sanoamuang and Faitakum 2005). It is misspelled as <i>Leberis diaphana</i> in Maiphae and Janpriang (2009).	2,3,4,6,8,11,12,13,19,30,34,36,38
65	<i>Leydigia acanthocercoides</i> (Fischer, 1854)	l, ml, re, st	NE, W, C, S	Pal, Ori		1,3,5,8,30
66	<i>Leydigia ciliata</i> Gauthier, 1939	l, ps	NE, S	Afr, Aus Neo, Ori	<i>L. ankammaraoi</i> is its junior synonym.	2,13,38
67	<i>Leydigia laevis</i> Gurney, 1927	p	NE	Aus, Ori	In the Oriental Region, it was known only from Thailand.	3
68	<i>Leydigia australis</i> Sars, 1885	d, l	S	Aus, Ori		6,30
69	<i>Matralona freyi</i> (Idris & Fernando, 1981)	p, ps, sw	S	Ori	Previously recorded as <i>Alona freyi</i> (Sa-artrit 2002, Maiphae et al. 2005).	8,11,12,13,36
70	<i>Nicsmimovius eximius</i> (Kiser, 1948)	f, ps, st, sw	NE, W, S	Aus, Ori		8,11,12,13,36
71	<i>Notoalona globulosa</i> (Daday, 1898)	f, d, c, m, mi, l, p, po, ps, r, rc, rf, sw	NE, S	Afr, Aus, Neo, Ori		3,4,6,11,12,13,19,30,36
72	<i>Notoalona pseudomacronyx</i> Van Damme, Maiphae & Sa-artrit, 2013*	sw	S	Afr, Ori		26

	Species	Habitat occurrence	Distribution in Thailand	Biogeographical distribution	Remarks	References for records in Thailand
73	<i>Oxyurella singalensis</i> (Daday, 1898)	d, f, l, m, mi, p, po, ps, r, rc, re, rf, st	NE, W, C, S	Afr, Ori		1,3,4,6,8,11,12,13,19,20,36
74	<i>Ovalona archeri</i> Sars, 1888	sw	S	Aus, Ori	Previously recorded as <i>Alona archeri</i> (Maiphae 2005).	2,11,12,19
75	<i>Ovalona cambouei</i> de Guerne & Richard, 1893	l, p, ps, rf, sf	NE, S	Afr, Ori, Pal	Previously recorded as <i>Alona cambouei</i> (Maiphae 2005). It can be confused with a sibling species, <i>O. pulchella</i> (Maiphae 2014).	3,11,12,19,20,36,38
76	<i>Ovalona pulchella</i> King, 1853	l, p, r, rf	NE, C, S	Afr, Neo, Ori	Previously recorded as <i>Alona pulchella</i> (Maiphae 2005). It is a species group and it is a sibling species of <i>O. cambouei</i> and <i>O. glabra</i> (Sinev 2015).	3,4,18,20,34
77	<i>Pleuroxus aduncus</i> (Jurine, 1820)	r	C	Cosmopolitan		1
78	<i>Pleuroxus denticulatus</i> Birge, 1879	ff	C	Afr, Nea Pal, Ori		1
79	<i>Pleuroxus uncinatus</i> Baird, 1850	m	S	Afr, Aus, Neo, Ori, Pal	It is closely related to <i>P. trigonellus</i> and <i>P. bdatonicus</i> is its junior synonym (Frey 1965).	11,12
80	<i>Pleuroxus quasidenticulatus</i> Smirnov, 1996	st, sw	NE, W, S	Aus, Neo, Ori, Pal	It is closely related to <i>P. denticulatus</i> (Sinev and Sanoamuang 2013). In the Oriental Region, it was known only from Thailand.	6,8,27

	Species	Habitat occurrence	Distribution in Thailand	Biogeographical distribution	Remarks	References for records in Thailand
81	<i>Picripleuroxus laevis</i> (Sars, 1862)	mi, p,	NE, W, S	Afr, Aus Ori, Pal		3,6,8,11,12,13,19
82	<i>Pseudochydorus globosus</i> (Baird, 1843)	f, l	NE, S	Cosmopolitan		13,30
83	<i>Rhecalona mekongensis</i> Sinev, Tieng-nga & Sanoamuang, 2017*	r	NE	Ori	Endemic in Thailand.	31
84	<i>Salinalona sarasinorum</i> Van Damme & Maiphae, 2013*	e, sw	S	Ori	Previously recorded as <i>Alona sarasinorum</i> (Maiphae 2005). <i>A. taraporevalae</i> is its junior synonym.	11,12,25
Family Daphniidae						
85	<i>Ceriodaphnia cornuta</i> Sars, 1885	f, ff, l, ml, ps, r, re, rf, sf, st, sw, tp	NE, W, C, S	Cosmopolitan		1,3,4,5,6,8,11,12,13,18,19,20,30,34,36,38
86	<i>Ceriodaphnia pulchella</i> Sars, 1862	re	C	Afr, Ori	It is rare and the occurrences in Thailand need to be confirmed.	1
87	<i>Ceriodaphnia reticulata</i> (Jurine, 1820)	re	C	Afr, Neo, Nea, Ori, Pal	It is rare and the occurrences in Thailand need to be confirmed. Its junior synonyms are <i>C. serrata</i> and <i>C. kuerzii</i> .	1
88	<i>Daphnia lumholtzi</i> Sars, 1885	f, l, st	NE, W, C	Afr, Aus, Nea, Neo, Ori	<i>Daphniopsis sumanae</i> Rane, 1986 is its junior synonym.	1,3,4,5,8,13,36

	Species	Habitat occurrence	Distribution in Thailand	Biogeographical distribution	Remarks	References for records in Thailand
89	<i>Daphnia similis</i> Claus, 1876	re	C	Ori, Pal	Hudec (1991) proposed that <i>D. similis</i> in Asia may belong to <i>D. similoides</i> . Therefore, the species status needs to be confirmed.	1
90	<i>Scapholeberis kingi</i> Sars, 1903	d, f, l, m, mi, ml, p, po, ps, r, re, rf, st, sw	NE, W, C, S	Afr, Aus, Ori, Pal		1,3,4,5,6,8,11,12,13,18,19,20,36
91	<i>Simocephalus exspinosus</i> (De Geer, 1778)	f, l, p	NE	Aus, Ori, Pal		3,4,13
92	<i>Simocephalus heilongjiangensis</i> Shi & Shi, 1994	d, f, l, m, p, po, ps, rf, st, sw	NE, W, S	Afr, Aus, Ori	Previously recorded as <i>Simocephalus mesorostris</i> (Sa-artrit 2002; Maiphae et al. 2005). <i>S. mesorostris</i> is its junior synonym.	3,4,6,8,11,12,13,19,36
93	<i>Simocephalus latirostris</i> Stingelin, 1906	l, r, re	C, S	Aus, Neo, Ori		1,30
94	<i>Simocephalus vetulus</i> (O.F. Müller, 1776)	p, r, re, sw	NE, C	Afr, Aus, Neo, Ori, Pal	Closely related to sibling species, <i>S. mixtus</i> , <i>S. vetulooides</i> , <i>S. gibbosus</i> , <i>S. elizabethae</i> and <i>S. punctatus</i> (Orlova-Bienkowskaja 2001).	1,3
95	<i>Simocephalus serrulatus</i> (Koch, 1841)	d, f, l, mi, p, ps, r, rf, st, sw	NE, W, S	Afr, Aus, Nea, Neo, Ori		3,4,6,8,11,12,13,19,30,36
Family Ilyocryptidae						
96	<i>Ilyocryptus</i> cf. <i>bhardwaji</i> Battish, 1981	no data	N	Ori	Known from India and Thailand.	7

	Species	Habitat occurrence	Distribution in Thailand	Biogeographical distribution	Remarks	References for records in Thailand
97	<i>Ilyocryptus isanensis</i> Kotov, Stifter & Sanoamuang, 2005*	rf, tp	NE	Ori	Endemic in Thailand.	10
98	<i>Ilyocryptus raridentatus</i> Smirnov, 1989	f	N	Aus, Ori	Its junior synonyms are <i>I. cf. sarsi</i> in Kotov and Štifter (2006) and <i>I. cf. raridentatus</i> in Kotov et al. (2011), (Kotov et al. 2012).	7
99	<i>Ilyocryptus spinifer</i> Herrick, 1882	c, d, f, l, mi, ml, p, po, ps, r, rc, re, rf, sf, st, sw	NE, W, C, S	Cosmopolitan	The junior synonym are <i>I. agilis</i> in Kim (1988), <i>I. sordidus</i> in Chiang and Du (1979)(Kotov et al. 2012) and <i>I. halyi</i> (Michael and Sharma 1988, Kotov and Dumont 2000).	1,3,4,5,6,8,11,12,13,18,19,30,36,38
100	<i>Ilyocryptus thailandensis</i> Kotov & Sanoamuang, 2004*	ps	N	Ori	Endemic in Thailand.	7
Family Macrothricidae						
101	<i>Grimaldina brazzai</i> Richard, 1892	f,l, p, re	NE, W, S	Circumtropical		5,6,13,30,36
102	<i>Guemella raphaelis</i> Richard, 1892	f, l, p, r, rc, rf, sw	NE, W, C, S	Circumtropical		3,6,8,11,12,13,18,19,20,30,36,38
103	<i>Macrothrix fiabelligera</i> Smirnov, 1992	c, d, l, m, mi, p, ps, po, r, sw, wf	NE, S	Aus, Ori	In the Oriental Region, it was known from Thailand and Cambodia.	2
104	<i>Macrothrix cf. gauthieri</i> Smirnov, 1976	m, r	S	Afr, Aus, Ori	It can be confused with <i>M. triserialis</i> (Smirnov 1992).	11,12

	Species	Habitat occurrence	Distribution in Thailand	Biogeographical distribution	Remarks	References for records in Thailand
105	<i>Macrothrix hirsuticornis</i> Norman & Brady, 1867	r	C	Pal	Kotov (2007), Kotov (2008) confirms its distribution only in Pal. Therefore, the occurrence in Thailand needs to be confirmed.	1
106	<i>Macrothrix cf. laticornis</i> (Fischer, 1851)	l, ml, p, r, rf, st, sw, tp	NE, W, S	Aus, Neo, Ori, Pal	<i>M. bialatus</i> is its junior synonym. In the Oriental Region, it was known only from Thailand.	3,5,6,8,11,12
107	<i>Macrothrix malaysiensis</i> Idris & Fernando, 1981	ps, sw	S	Aus, Ori		11,12
108	<i>Macrothrix odiosa</i> Gurney, 1916	d, f, l, mi, p, ps, rf, sw	NE, S	Afr, Aus Ori, Pal		4,6,11,12,13,19,30,36
109	<i>Macrothrix paulensis</i> (Sars, 1900)	m, p	NE, S	Neo, Ori	It is rare in Thailand.	3,11,12
110	<i>Macrothrix pholpunthini</i> Kotov, Maiphae & Sanoamuang, 2005*	l, ps	NE, S	Ori	It was known from Thailand and Cambodia.	9,26,30,36
111	<i>Macrothrix spinosa</i> King, 1853	d, f, l, m, mi, p, po, ps, r, rc, re, rf, sf, st sw	NE, W, C, S		<i>Macrothrix goeldi</i> is its junior synonym.	2,3,4,6,8,11,12,13,18,19,20,30,34,36,38
112	<i>Macrothrix cf. superaculeata</i> Smirnov, 1982	m	S	Neo, Ori	It is rare in Thailand.	11,12
113	<i>Macrothrix triserialis</i> Brady, 1886	d, f, l, m, p, po, ps r, rc, re, rf, sf, sw	NE, W, C, S	Circumtropical		1,2,3,5,6,8,11,12,13,19,20,30,36,38

	Species	Habitat occurrence	Distribution in Thailand	Biogeographical distribution	Remarks	References for records in Thailand
114	<i>Streblocerus pygmaeus</i> Sars, 1901	-mi, p, re, sw, wf	NE, W, C, S	Neo, Ori		1,3,5,6,11,12
115	<i>Streblocerus</i> cf. <i>serricaudatus</i> (Fisher 1849)	l, re	NE	Aus, Nea, Ori Pal		36
116	<i>Streblocerus spinulatus</i> Smirnov, 1992	l	NE	Ori	Endemic in the Oriental Region.	36
Family Moinidae						
117	<i>Moina macrocopa</i> (Straus, 1820)	ff, rf	C	Ori, Pal	Its junior synonyms are <i>M. easu</i> and <i>M. ganapati</i> .	1,32
118	<i>Moina micrura</i> Kurz, 1874	f, l, p, r, rc, re, rf, sw, w, tp	NE, W, C, S	Cosmopolitan	<i>M. dodhui</i> is its junior synonym.	1,3,4,5,6,8,11,12,13,20,30,34,36,38
119	<i>Moina siamensis</i> Alonso, Neretina, Sanoamuang, Saengphans & Kotov, 2019*	po, rc, rf, w	N, NE, W, E, C, S	Ori	It could be easily confused with the sibling species, <i>M. weismanni</i> . Endemic in Thailand.	33
120	<i>Moinodaphnia macleayi</i> (King, 1853)	d, f, l, mi, po, ps, r, re, rf, sw	NE, W, C, S	Circumtropical	<i>Moina submucronata</i> and <i>Moinodaphnia macleayi</i> in Goulden (1968) are its junior synonyms.	1,3,4,5,6,8,11,12,13,18,19,20,30,34,36,38
Family Sididae						
121	<i>Diaphanosoma celebensis</i> Stingelin, 1900	l	S	Aus, Ori	It can be confused with <i>D. volzi</i> (Korovchinsky 1989). It is rare in Thailand.	30
122	<i>Diaphanosoma dubium</i> Manuilova, 1964	f, re, sw	N, NE, W, E	Ori, Pal		13,17,28,35,36
123	<i>Diaphanosoma excisum</i> Sars, 1885	f, ff, l, m, p, ps, r, rc, re, rf, sw,	N, NE, W, C, S, E	Circumtropical		1,2,3,4,5,6,8,11,12,13,17,18,19,20,28,30,34,35,38



	Species	Habitat occurrence	Distribution in Thailand	Biogeographical distribution	Remarks	References for records in Thailand
124	<i>Diaphanosoma elongatum</i> Korovchinsky & Sanoamuang, 2008*	d, l, r	N, NE, W, E, C	Ori	Endemic in Thailand.	17,28,36
125	<i>Diaphanosoma macrophthalma</i> Korovchinsky & Mirabdullaev, 1995	l, p, r, re, sw	NE	Ori		17
126	<i>Diaphanosoma</i> cf. <i>modigliani</i> Richard, 1894	ml, p, re	C	Ori	It is rare in Thailand.	1,34
127	<i>Diaphanosoma sarsi</i> Richard, 1894	ff, l, p, st, sw	N, NE, W, E, C, S	Circumtropical		1,3,4,8,11,12,17,28,36
128	<i>Diaphanosoma senegal</i> Gauthier, 1951	p, rc, rf, tp	N, NE, W, E	Afr, Ori	It is rare in Thailand. Korovchinsky and Sanoamuang (2008b) confirms that specimens found in Thailand are a subspecies, <i>D. senegal isanensis</i> .	17,28
129	<i>Diaphanosoma tropicum</i> Korovchinsky, 1998	st	NE	Ori	It is rare in Thailand.	17
130	<i>Diaphanosoma volzi</i> Stingelin, 1905*	c, l, m, p, r, sw	N, NE, W, E, C, S	Afr, Aus, Ori		1,3,4,6,13,17,28,36
131	<i>Latonopsis australis</i> Sars, 1888	c, d, f, l, m, mi, p, po, ps, r, re, rf, sf, sw	N, NE, W, E, C, S	Afr, Aus, Neo, Nea, Ori		1,3,4,6,8,11,12,13,17,19,28,30,36,38
132	<i>Pseudosida bidentata</i> Herrick, 1884	f, ff, l, p, rc, rf, st, sw	NE, W, C, S	Afr, Aus, Neo, Nea, Ori	It can be confused with <i>P. szalayi</i> (Chatteerjee et al. 2013).	1,3,6,8,11,12,13,19,20,30

	Species	Habitat occurrence	Distribution in Thailand	Biogeographical distribution	Remarks	References for records in Thailand
133	<i>Pseudosida ramosa</i> (Daday, 1904)	p, ps, sw	NE, S	Aus, Neo, Ori		3,11,12
134	<i>Pseudosida szalayi</i> (Daday, 1898)	l, rf, sf	N, NE, W, E	Ori, Pal	It is the closest species to <i>P. bidentata</i> (Korovchinsky 2010).	17,28,36,38
135	<i>Sarsilatona papuana</i> Daday, 1900	ps	S	Ori	It is rare in Thailand.	22
136	<i>Sarsilatona serricauda</i> (Sars, 1901)	p, rf	S	Neo, Nea, Ori, Pal		6,19
137	<i>Sida crystallina</i> (O.F. Müller, 1776)	f, l, ps, rf	NE, S	Aus, Neo, Ori, Pal		4,11,12,13,19
138	<i>Sida ortiva</i> Korovchinsky, 1979	c, l, m, re, sw	NE, E	Ori, Pal	Previously recorded as <i>Sida crystallina ortiva</i> (Tiang-nga et al. 2020) which it is the junior synonym.	17,36

For the data analysis—to answer the following research questions: (1) whether some geographical regions in Thailand were more diverse in cladoceran species than others, regardless of the differences in sampling efforts and (2) whether some habitat types were richer than other types—we divided all the records in Thailand into six geographical regions comprising the north (N), northeast (NE), west (W), east (E), central (C) and south (S) (Fig. 1), based on natural drainage, including landforms and drainage. Northern Thailand is a mountainous area where high mountains are incised by steep river valleys and upland areas that border the central plain. Like the north, the geography of the western region is characterised by high mountains and steep river valleys. The northeast region is a large plateau basin that is extremely flat in some parts with a few low, rugged and rocky hills. Unlike the other areas, the northeast has a long dry season. The central region is a large lowland basin formed by the accumulation of sediment, sand, rocks and mud. The geography of the eastern region is characterised by short mountain ranges alternating with small basins of short rivers that drain into the Gulf of Thailand. Southern Thailand, part of a narrow peninsula, is distinctive in terms of climate, terrain and resources. We also categorised all habitats into 22 types comprising canal, dam, estuary, floodplain, fish field, lake, marsh, mine, man-made lake, pond, pool, peat swamp, river, roadside canal, reservoir, rice field, saline rice field, stream, swamp, temporary pond, wastewater treatment pond and waterfall. The definitions for each habitat type are noted in Suppl. material 1. The

species richness estimators, including jackknife1, jackknife2 and bootstrap, were analysed by a species accumulation curve using the EstimateS programme. The jackknife estimator is suitable and tends to reduce the bias in small data samples. In addition, bootstrap is a simple method used to derive estimates of standard errors and confidence intervals for complex estimators of the distribution. Therefore, both estimators were analysed to confirm that the trends in the evaluation results were consistent. In addition, Sorensen's Similarity Index, which is a statistic used to gauge the similarity of two samples, was used to explore the similarities in species composition amongst regions and habitat types. The index was calculated with Microsoft Excel 2016.

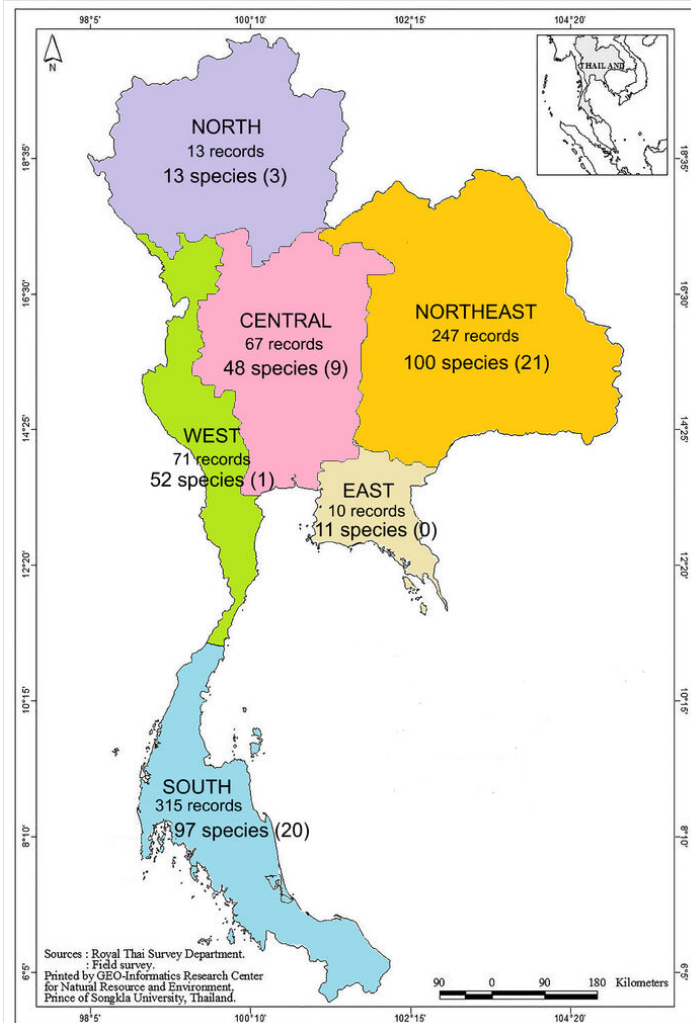


Figure 1. doi

Map of Thailand showing number of data records and species richness found in each region. Numbers in bracket indicate number of species with restricted distribution in that region.

## Results

The dataset contained 723 records for cladoceran published in 39 papers. Overall, seven families, 49 genera and 138 species of cladocerans have been found in Thailand. Of these, 15 species were described from Thailand, while eight were reasoned to be endemic to Thailand. The highest represented families were Chydoridae (80 species), followed by Sididae (18 species), Macrothricidae (16 species), Daphniidae (11 species), Ilyocryptidae (5 species), Bosminidae (4 species) and Moinidae (4 species) (Table 1). The NE region showed the most diverse range of species (100), followed by the S (97), W (52), C (48), N (13) and E regions (11) (Fig. 1).

Only five species (3.62%)—*Diaphanosoma excisum*, *D. sarsi*, *D. volzi*, *Latonopsis australis* and *Moina siamensis*—were found in all regions and many species were restricted to only one region. One species, *Bosmina fatalis*, has been found only in the W region, while three species (2.17%) have been found only in the N region (*Ilyocryptus* cf. *bhardwaji*, *I. raridentatus* and *I. thailandensis*) and nine species (6.52%) have been found only in the C region (*Leberis davidi*, *Pleuroxus aduncus*, *P. denticulatus*, *Ceriodaphnia pulchella*, *C. reticulata*, *Daphnia similis*, *Diaphanosoma* cf. *modigliani*, *Macrothrix hirsuticornis* and *Moina macrocopa*). In the S region, only 20 species (14.49%) have been found (*Alona kotovi*, *Chydorus opacus*, *Ephemeroporus epiaphantoi*, *E. hybridus*, *E. phintonicus*, *E. tridentatus*, *Karualona iberica*, *K. serrulata*, *Leydigia australis*, *Matralona freyi*, *Notoalona pseudomacronyx*, *Ovalona archeri*, *Pleuroxus uncinatus*, *Salinalona sarasinorum*, *Macrothrix* cf. *gauthieri*, *M. malaysiensis*, *M. cf. superaculeata*, *Diaphanosoma celebensis*, *Sarsilatona papuana* and *S. serricauda*), while 21 species (15.22%) have been found only in the NE region (*Acroperus africanus*, *Alona siamensis*, *Anthalona milleri*, *A. spinifera*, *Armatoalona macrocopa*, *Chydorus idrisi*, *C. sinensis*, *Coronatella acuticostata*, *Disparalona chappuisi*, *Flavalona costata*, *Karualona arcana*, *K. kwangsiensis*, *Kurzia brevilabris*, *Leydigia laevis*, *Rheoalona mekongensis*, *Simocephalus exspinosus*, *Ilyocryptus isanensis*, *Streblocerus* cf. *serricaudatus*, *S. spinulatus*, *Diaphanosoma macrophthalma* and *D. tropicum*) (Fig. 2).

Sorensen's Similarity Index indicated that the E and N regions showed the highest similarity in terms of cladoceran species composition (0.75), followed by the S and the NE (0.72) and the W and the NE (0.64), whereas the least similarity was found between the S and the N, which were of equal value, along with the S and the E (0.11) (Suppl. material 2).

The highest species richness was found in swamps and lakes (77 species each), followed by ponds (60 species), peat swamps (55) and rivers (54 species each), whereas estuaries showed the lowest species richness (one species) (Fig. 4). Sorensen's Similarity Index showed that the similarity of cladoceran species composition was less than 0.50 between most habitat types, whereas only 45 pairs from 231 pairs of different habitats showed a similarity of more than 0.50. Pools and dams had the highest similarity of cladoceran species composition (0.81), followed by mines and dams (0.75), swamps and peat swamps (0.72) and pools and mines (0.69), whereas no similarities (0) were found in 28 pairs of different habitat types (Suppl. material 3).

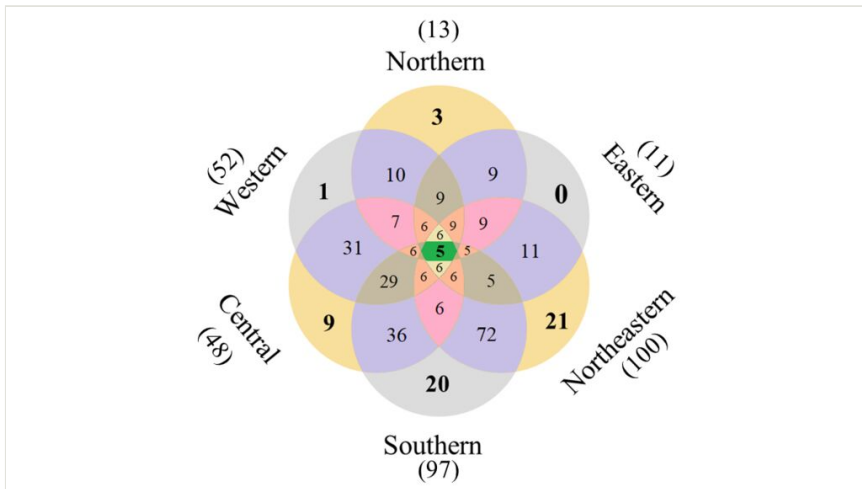


Figure 2. [doi](#)

The Venn diagram shows the number of cladocerans restricted to each region and shared between regions. Number in bracket represents number of total species in that region.

According to the general species accumulation curve, the sampling effort (in this case, the number of research papers) is considered insufficient given that the observed values of  $S$  (138) align with those calculated in the bootstrap estimator (152.94) and the asymptote estimates of the jackknife 1 (170.31) and jackknife 2 (183.20) variation indicators (Fig. 3).

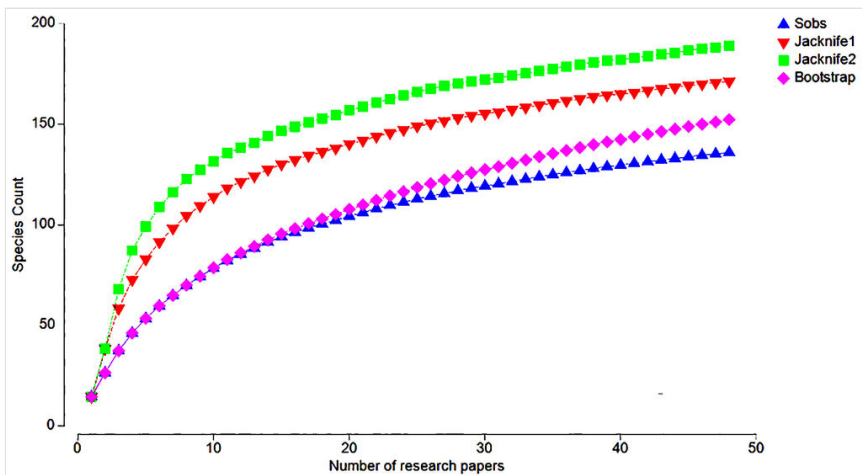


Figure 3. [doi](#)

General species accumulation curve over the number of research papers.

Twenty-four species were found in various habitat types (> 10 habitats); *Ephemeroporus barroisi*, *Dunhevedia crassa* and *Ilyocryptus spinifer* occurred in most habitat types (16). In contrast, 28 species were found in only one habitat type: eight species were found only in

lakes (*Acroperus africanus*, *Alona kotovi*, *Chydorus idrisi*, *Coronatella acuticostata*, *Disparalona chappuisi*, *Flavalona costata*, *Streblocerus spinulatus* and *Diaphanosoma celebensis*); four species were found only in reservoirs (*Chydorus sphaericus*, *Ceriodaphnia pulchella*, *C. reticulata* and *Daphnia similis*); four species were found only in rivers (*Ephemeropeus epiaphantoi*, *Pleuroxus aduncus*, *Rhealona mekongensis* and *Macrothrix hirsuticornis*); three species were found only in swamps (*Ephemeropeus hybridus*, *Notoalona pseudomacronyx* and *Ovalona archeri*); two species were found only in ponds (*Anthalona milleri* and *Leydigia laevis*), two species were found only in marshes (*Macrothrix cf. superaculeata* and *Pleuroxus uncinatus*) and one species was found only in rice fields (*Karualona arcana*), floodplains (*Ilyocryptus raridentatus*), peat swamps (*Ilyocryptus thailandensis*), streams (*Diaphanosoma tropicum*) and fish fields (*Pleuroxus denticulatus*). Estuarine habitats mostly showed little or no similarity to other habitats (0–0.03). Only *Salinalona sarasinorum* could be found in estuarine waters at a distribution of up to 12 part per thousand.

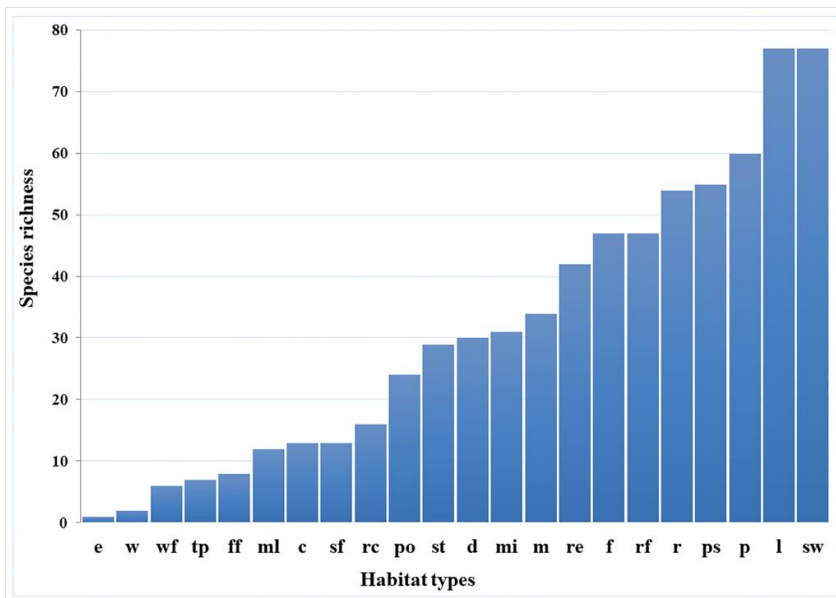


Figure 4. [doi](#)

Cladoceran species richness in each habitat type. Abbreviation codes; see Table 1.

## Discussion

### Species richness

Since being poorly known in Thailand 30 years ago, the number of identified and studied cladoceran species has continued to increase. More intensive diversity studies in various types of microhabitats, including the taxonomic revision of some species, have led to more species being recorded. A total of 38 new records have been identified during the past 15

years compared to the records of Maiphae et al. (2008). Of these, 15 species are described from Thailand and eight species are endemic to Thailand. In addition, 16 synonymies were detected in previous records (Table 1). The total number of species identified in Thailand is relatively high and accounts for approximately 45% (about 298 species) of all records in Southeast Asia (Korovchinsky 2013, Tiang-nga et al. 2020). In addition, the species richness of cladocerans in Thailand is relatively high compared with records from other countries in Southeast Asia, as shown by the following statistics: Malaysia has about 104 species (Korovchinsky 2013, Sinev and Yusoff 2015); Indonesia has about 118 species (Korovchinsky 2013); the Philippines has about 55 species (Korovchinsky 2013, Pascual et al. 2014, Lopez et al. 2017); Laos has about 80 species (Kotov et al. 2013b, Siboualipha et al. 2020); Cambodia has about 60 species (Tanaka and Ohtaka 2009); Vietnam has about 130 species (Sinev and Korovchinsky 2013, Korovchinsky 2013, Sinev 2014, Sinev and Irina 2021). These differences are not only because more sampling sites were explored in Thailand, but also because the studied sites included a high diversity of habitat types (22 types). However, the estimator indices indicated that the present number of records is an underestimate and that more species could be discovered in Thailand with more research, particularly in less studied regions (i.e. the N, W and E). Currently, high species richness is found in the W, despite relatively few sites being sampled in comparison to the size of the area. The W region comprises mountain ranges and plains and is similar to the N region. Therefore, it would be interesting to explore more sites and microhabitats, especially peat swamps, streams and cave pools, as the discovery of more species is expected.

The N region of Thailand is relatively large. However, few studies have been conducted despite all cladoceran microhabitats being represented. Researchers have focused on the Ilyocryptidae (Kotov and Sanoamuang 2004), Sididae (Korovchinsky and Sanomuang 2013) and Moinidae (Alonso et al. 2019) families following their interest in taxa reported from the N. Likewise, only the Sididae and Moinidae families (Alonso et al. 2019) have been researched in the E region. This is one reason why the cladoceran compositions in these two regions have a high level of similarity. Likewise, the NE and S regions also show numerous similarities in cladoceran composition due to a similar research focus. The E region is the smallest in Thailand, but it is the most interesting to investigate due to its diverse geography (river basins and coastal areas with a mountain range in the middle). However, the N and E regions have a large research gap that could be targeted by further studies researching their species diversity. The distribution pattern for the species and range boundaries of each species could then be tentatively outlined and more extensive zoogeography could be analysed.

## Geographical distribution

Present records show that the proportion of commonly distributed species is less than that of restricted species. Only *Diaphanosoma excisum*, *D. sarsi*, *D. volzi*, *Latonopsis australis* and *Moina siamensis* were found in all regions. Of the other species, *Bosminopsis deitersi* and *Ephemeroporus barroisi* are also common, as they are distributed in every region, except the N, which might be because studies are lacking in that region, as mentioned

previously. Korovchinsky (1992) made it clear that Sididae, especially the genus *Diaphanosoma*, contribute substantially to all continents. In addition, amongst Moinidae, *Moina* is much more common in the limnetic zone of tropical lakes. These small and transparent species are relatively immune to fish predation (Dumont 1994), which could explain their wide distribution, especially in oriental and circumtropical regions that have a high abundance of planktivorous fish. *Bosminopsis deitersi* is a species known for its multicontinental range and broad ecological requirements (Garibian et al. 2021). The hidden diversity of this species would be interesting to investigate. *Moina siamensis* was recently described in Thailand (Alonso et al. 2019), where it is found in every region. Existing records for *M. siamensis* in Thailand need to be re-examined, however, because its characteristics are similar to *M. micrura* (another widely distributed species in Thailand). Notably, *Daphnia* is almost absent from the country; of this wide range of environmentally tolerant species, only *D. lumholtzi* can be found. This result differs from tropical India, which has a relatively high diversity of *Daphnia* (*Ctenodaphnia*) (Padhye et al. 2016). Besides latitude, which positively correlates to the distribution of this genus, lower temperature (compared to Thailand), even in its tropical zone, might be the reason for the higher richness of this genus in India. However, other factors, such as predators, might co-influence the distribution of this genus and other planktonic ones. The genus rarely found in Thailand is replaced by more Sidids, Moinids and Bosminids, as mentioned previously. In tropical regions, fish are more numerous than elsewhere and it is hypothesised that the effects of predation by planktivorous fish are high here. Usually, large *Daphnia* cannot survive under intensive fish predation. Additionally, the tropics also contain invertebrates that are known to prey on *Daphnia*, such as the larvae of the phantom midge *Chaoborus* and the water boatman *Notonecta* (Ebert 2005).

### Microhabitat distribution

Lakes and swamps are heterogeneous environments that harbour the highest cladoceran diversity and include high-richness habitats. A total of 77 species are found in these habitats, accounting for about 56% of the known cladoceran species in Thailand. Two biologically rich lakes in Thailand, Kud-Thing Lake and Thale-Noi Lake, are Ramsar sites where fauna thrive. Apart from cladocerans, other groups of zooplankton, fish, birds and aquatic plants have high diversity in these lakes. Kud-Thing Lake is a large natural lake connected to the Mekong River and Thale-Noi Lake is connected to Songkhla Lake (Ramsar Sites Information Service 2023). These geographical characteristics provide complex lake structures that enable organisms to live in several microhabitats and ecological niches.

It was also found that similar habitat structures led to similar cladoceran compositions. Pools, dams and mines are permanent man-made habitats that show a high similarity of cladoceran compositions. Swamps and peat swamps, which are natural habitats mostly covered with aquatic plants, also showed high similarity in cladoceran composition. Some types of habitats, such as estuarine waters, have unique structures, leading to low similarity with other habitats. The species found in these unique habitats, such as *Salinalona sarsinorum*, warrant further study, particularly in other research fields, such as



ecophysiology. Some cladoceran habitats have scarcely been studied, including peat swamps, streams and cave pools. Thailand has several small and large cave systems in each region. Copepods are a good example of organisms that are well studied in cave pools and high numbers of copepods are seen in this harsh habitat (Watiroyram 2021, Sanoamuang and Watiroyram 2021). It is expected that some yet-to-be-discovered cladoceran species may be present.

Although the taxonomy and distribution of most cladoceran species are now clearly understood, further studies should be carried out to reach a plateau. To determine the actual species richness of the country and gain a greater understanding of the ecological and biogeographical distribution of cladocerans, increased sampling efforts should be directed at less-studied habitats, such as peat swamps, streams, cave pools and groundwater. In addition, the habitats on islands in the Thai–Malaysia Peninsula would also be interesting to explore and are anticipated to contribute greatly to a better understanding of the biogeographical distribution of this animal in Southeast Asia. Moreover, it would be interesting to further integrate both morphological and genetic diversity given that cryptic species are assumed to be widely distributed in nature and amongst biogeographical regions (Pfenninger and Schwenk 2007) and that their discovery and description are pivotal to the correct assessment of actual biodiversity patterns. Since we now know that the cladoceran community in Thailand could somehow be representative of tropical countries, it would be interesting to use the cladoceran species as a model to study functional traits and as bioindicators to measure the health of aquatic environments. This would meet the purpose of this updated checklist, which aims to contribute to more aspects of cladoceran research in tropical regions.

## Acknowledgements

Suggestions and criticisms from referees greatly improved a first version of the manuscript. WC would like to thank the financial support from the Faculty of Science and Technology, Princess of Naradhiwas University. SM would like to thank the Department of Zoology, Faculty of Science at Kasetsart University for all facilities.

## Conflicts of interest

The authors declare no competing interests.

## References

- Alonso M, Neretina A, Sanoamuang L, Saengphan N, Kotov A (2019) A new species of *Moina* Baird, 1850 (Cladocera: Moinidae) from Thailand. *Zootaxa* 4554 (1). <https://doi.org/10.11646/zootaxa.4554.1.6>
- Boonsom J (1984) The freshwater zooplankton of Thailand (Rotifera and Crustacea). *Hydrobiologia* 113: 223-229. <https://doi.org/10.1007/BF00026610>

- Chatterjee T, Kotov AA, Van Damme K, Chandrasekhar SVA, Padhye S (2013) An annotated checklist of the Cladocera (Crustacea: Branchiopoda) from India. *Zootaxa* 3667 (1): 001-089. <https://doi.org/10.11646/zootaxa.3667.1.1>
- Chiang SC, Du N (1979) Fauna Sinica. Crustacea. Freshwater Cladocera. Academia Sinica, Peking, 297 pp.
- Chittapun S, Pholpunthin P, Sanoamuang L (2009) Diversity and composition of zooplankton in rice fields during a crop cycle at Pathum Thani province, Thailand. *Songklanakarin Journal of Science and Technology* 31 (3): 261-267.
- Choedchim W, Maiphae S (2012) Species diversity of Cladocera in Mai-Khao, Jik and Jae-son peat swamp, Phuket Province. Prince of Songkla University, 83 pp. [In Thai].
- Choedchim W, Van Damme K, Maiphae S (2017) Spatial and temporal variation of Cladocera in a tropical shallow lake. *Annales de Limnologie - International Journal of Limnology* 53: 233-252. <https://doi.org/10.1051/limn/2017006>
- Dumont HJ (1994) On the diversity of the Cladocera in the tropics. *Hydrobiologia* 272: 27-38. <https://doi.org/10.1007/BF00006510>
- Ebert D (2005) Ecology, Epidemiology, and Evolution of Parasitism in *Daphnia*. National Library of Medicine (US), National Center for Biotechnology Information, 117 pp.
- Frey DG (1965) Gynandromorphism in the Chydorid Cladocera. *Limnol. Oceanogr* 10 (1): 101-114.
- Fuentes-Reinés JM, Eslava-Eljaiek P, Elmoor-Loureiro LMA, Sousa FDR, Suárez-Rivero D (2021) New records of *Coronatella* (Crustacea, Branchiopoda, Chydoridae) from Colombia with the first report of *Coronatella undata* and of the male of *Coronatella monacantha*. *Brazilian Journal of Biology* 84: 1-10. <https://doi.org/10.1590/1519-6984.254487>
- Garibian P, Karabanov D, Neretina A, Taylor D, Kotov A (2021) *Bosminopsis deitersi* (Crustacea: Cladocera) as an ancient species group: a revision. *PeerJ* 9 <https://doi.org/10.7717/peerj.11310>
- Goulden CE (1968) The systematics and evolution of the Moinidae. *Transactions of the American Philosophical Society* 58 (6): 5-16.
- Hudec I (1991) A comparison of populations from the *Daphnia similis* group (Cladocera: Daphniidae). *Hydrobiologia* 225 (1): 9-22. <https://doi.org/10.1007/bf00028381>
- Jantawong N, Maiphae S (2020) Species diversity and distribution of rotifers and cladocerans in freshwater habitats in Kamphaeng Saen District, Nakhon Pathom Province. *Wichcha Journal* 39 (2): 45-59. [In Thai].
- Kim IH (1988) Key to the Korean freshwater Cladocera. *Korean Journal of Systematic Zoology* 2: 43-65. [In Korean].
- Kořínek V, Sacherová V, Havel L (1997) Subgeneric differences in head shield and ephippia ultrastructure within the genus *Bosmina* Baird (Crustacea, Cladocera). *Hydrobiologia* 360: 13-23. <https://doi.org/10.1023/A:1003181706280>
- Korovchinsky NM (1989) Redescription of *Diaphanosoma celebensis* Stingelin, 1900 (Crustacea, Cladocera). *Hydrobiologia* 184: 7-22. <https://doi.org/10.1007/BF00014297>
- Korovchinsky NM (1992) Sididae and Holopediidae (Crustacea: Daphniiformes). *Guides to the identification of the Microinvertebrates of the continental waters of the world*. 3. SPB, The Hague, 82 pp.
- Korovchinsky NM (2000) Redescription of *Diaphanosoma dubium* Manuilova, 1964 (Branchiopoda: Ctenopoda: Sididae), and description of a new, related species. *Hydrobiologia* 441: 73-92. <https://doi.org/10.1023/A:1017574921558>

- Korovchinsky NM, Sanoamuang L (2008a) *Diaphanosoma senegal* Gauthier, 1951 (Crustacea: Cladocera: Sididae) in South-East Asia. *Zootaxa* 1695 (1): 53-60. <https://doi.org/10.11646/zootaxa.1695.1.3>
- Korovchinsky NM, Sanoamuang L (2008b) Overview of Sididae (Crustacea: Cladocera: Ctenopoda) of Northeast and East Thailand, with description of a new species of the genus *Diaphanosoma*. *Zootaxa* 1682 (1). <https://doi.org/10.11646/zootaxa.1682.1.4>
- Korovchinsky NM (2010) A taxonomic revision of *Pseudosida szalayi* Daday, 1898 (Crustacea: Cladocera: Sididae) over its Asian range, with focus on the northernmost populations first recorded from the Amur River basin (Far East of Russia). *Zootaxa* 2345: 1-8. <https://doi.org/10.13140/2.1.1660.6404>
- Korovchinsky NM (2013) Cladocera (Crustacea: Branchiopoda) of South East Asia: history of exploration, taxon richness and notes on zoogeography. *Journal of Limnology* 72: 109-124. <https://doi.org/10.4081/jlimnol.2013.s2.e7>
- Korovchinsky NM, Sanoamuang L (2013) Comparative investigation of Sididae (Crustacea: Branchiopoda: Cladocera) of Northern and Western Thailand, with additional notes on *Diaphanosoma senegal isanensis* Korovchinsky & Sanoamuang, 2008. *Arthropoda Selecta* 22 (3): 217-226.
- Kotov AA, Dumont HJ (2000) Analysis of the *Ilyocryptus spinifer* s. lat. species group (Anomopoda, Branchiopoda), with description of a new species. *Hydrobiologia* 428: 85-113. <https://doi.org/10.1023/A:1003977208875>
- Kotov AA, Sanoamuang L (2004) *Ilyocryptus thailandensis* sp. nov. (Cladocera: Anomopoda: Ilyocryptidae) from North Thailand. *International Review of Hydrobiology* 89 (2): 206-214. <https://doi.org/10.1002/iroh.200310688>
- Kotov AA, Maiphae S, Sanoamuang L (2005a) Revision of the *Macrothrix paulensis* like-species (Anomopoda, Cladocera, Branchiopoda) in Asia, and phylogeny of the *paulensis*-group. *Archiv für Hydrobiologie Supplementary Monograph Study* 15 (3): 269-299.
- Kotov AA, Stifter P, Sanoamuang L (2005b) Notes on the genus *Ilyocryptus* Sars, 1862 (Cladocera: Anomopoda: Ilyocryptidae). *Ilyocryptusi isanensis* sp. n. from North-East Thailand. *Arthropoda Selecta* 14 (3): 229-239.
- Kotov AA, Štifter P (2006) Cladocera: family Ilyocryptidae (Branchiopoda: Cladocera: Anomopoda). *Guides to the identification of the microinvertebrates of the Continental Waters of the world*, 22. Ghent & Backhuys, Leiden, 172 pp.
- Kotov AA (2007) Revision of the hirsuticornis-like species of *Macrothrix* Baird, 1843 (Cladocera: Anomopoda: Macrothricidae) from Subantarctic and temperate regions of the southern hemisphere. *Journal of Natural History* 41: 2569-2620. <https://doi.org/10.1080/00222930701689937>
- Kotov AA (2008) Importance of male and ehippial female characters for differentiating three Palaearctic species of *Macrothrix* Baird, 1843 (Cladocera: Anomopoda), with a redescription of *Macrothrix dadayi* Behning, 1941. *Annales de limnologie* 44: 45-61. <https://doi.org/10.1051/limn:2008022>
- Kotov AA, Sinev AY, Korovchinsky NM, Smirnov NN, Bekker EI, Sheveleva NG (2011) Cladocera (Crustacea, Branchiopoda) of the Zeya basin (Amurskaya Area, Russian Federation). 1. New taxa for fauna of Russia. *Zoologicheskyy Zhurnal* 90: 131-142.
- Kotov AA, Jeong HG, Lee W (2012) Cladocera (Crustacea: Branchiopoda) of the south-east of the Korean Peninsula, with twenty new records for Korea. *Zootaxa* 3368: 50-90. <https://doi.org/10.11646/zootaxa.3368.1.4>

- Kotov AA, Saeheng S, Maiphae S, Van Damme K (2013a) Study of the embryogenesis of *Dunhevedia crassa* King, 1853 (Cladocera: Chydoridae) and a comparison of embryonic instar durations in different cladocerans. Journal of Limnology 72 (3). <https://doi.org/10.4081/jlimnol.2013.e47>
- Kotov AA, Van Damme K, Bekker E, Siboualipha S, Silva-Briano M, Ortiz A, De La Rosa R, Sanoamuang L (2013b) Cladocera (Crustacea: Branchiopoda) of Vientiane province and municipality, Laos. Journal of Limnology 72: 81-100. <https://doi.org/10.4081/jlimnol.2013.s2.e6>
- Lopez MLD, Pascual JAF, Paz EPD, Rizo EZC, Tordesillas DT, Guinto SK, Han B, Dumont HJ, Mamaril AC, Papa RDS (2017) Annotated checklist and insular distribution of freshwater microcrustaceans (Copepoda: Calanoida & Cyclopoida; Cladocera: Anomopoda & Ctenopoda) in the Philippines. Raffles Bulletin of Zoology 65: 623-654. [In English].
- Maiphae S (2005) Taxonomy and Biogeography of the Cladocera from Southern Thailand, with specific reference to *Alona* Baird, 1843 and *Macrothrix* Baird, 1843. Prince of Songkla University, 314 pp.
- Maiphae S, Pholpunthin P, Dumont H (2005) Species richness of the Cladocera (Branchiopoda: Anomopoda and Ctenopoda) in southern Thailand, and its complementarity with neighboring regions. Hydrobiologia 537: 147-156. <https://doi.org/10.1007/s10750-004-2791-0>
- Maiphae S, Pholpunthin P, Dumont HJ (2008) Taxon richness and biogeography of the Cladocera (Crustacea: Ctenopoda, Anomopoda) of Thailand. Annales de Limnologie - International Journal of Limnology 44 (1): 33-43. <https://doi.org/10.1051/limn:2008021>
- Maiphae S, Janpriang P (2009) The Cladocera in rice fields in Songkhla Province. KKU Science Journal 37 (3): 305-313.
- Maiphae S, Limbut W, Choikaew P, Pechrat P (2010) The Cladocera (Ctenopoda and Anomopoda) in rice fields during a crop cycle at Nakhon Si Thammarat province, southern Thailand. Crustaceana 83 (12): 1469-1482. <https://doi.org/10.1163/001121610x539489>
- Maiphae S (2014) A taxonomic guide to the common cladocerans in Peninsular Thailand. Princess MahaChakri Sirindhorn Natural History Museum, Faculty of Science, Prince of Songkla University, 240 pp.
- Manklinniam P, Chittapun S, Maiphae S (2018) Growth and nutritional value of *Moina macrocopa* (Straus, 1820) fed with *Saccharomyces cerevisiae* and *Phaffia rhodozyma*. Crustaceana 91 (8): 897-912. <https://doi.org/10.1163/15685403-00003803>
- Meksuwan P, Maiphae S, Pholpunthin P (2012) Examination of Morphological Characteristics of the *Ephemeroporus barroisi* Group (Chydoridae, Cladocera, Crustacea) in Thailand. KKU Science Journal 40 (1): 311-320. [In Thai].
- Michael RG, Sharma BK (1988) Indian Cladocera (Crustacea: Branchiopoda: Cladocera). Fauna of India and adjacent countries, Zoological Survey of India, Kolkata, 26 pp.
- Nachai S (2006) Species diversity and distribution of Cladocera in Songkhram river basin. Khon Kaen University, 87 pp. [In Thai].
- Neretina AN, Kotov AA (2015) A new species of *Acroperus* Baird, 1843 (Cladocera: Chydoridae) from Africa. Zootaxa 4039 (4): 516-528. <https://doi.org/10.11646/zootaxa.4039.4.2>

- Orlova-Bienkowskaja MY (2001) Daphniidae: genus *Simocephalus*. Guides to the identification of the microinvertebrates of the continental waters of the World, 17. Backhuys, Leyden, 130 pp.
- Padhye S, Kotov A, Dahanukar N, Dumont H (2016) Biogeography of the 'water flea' *Daphnia* O. F. Müller (Crustacea: Branchiopoda: Anomopoda) on the Indian subcontinent. *Journal of Limnology* <https://doi.org/10.4081/jlimnol.2016.1476>
- Pascual JAF, Rizo EZC, Han B, Dumont HJ, Papa R (2014) Taxonomy and distribution of four Cladoceran families (Branchiopoda: Cladocera: Moinidae, Bosminidae, Chydoridae and Sididae) in Philippine inland waters. *Raffles Bulletin of Zoology* 62: 771-794.
- Pfenninger M, Schwenk K (2007) Cryptic animal species are homogeneously distributed among taxa and biogeographical regions. *BMC Ecology and Evolution* 7 (121): 1-6. <https://doi.org/10.1186/1471-2148-7-121>
- Pholpunthin P (1997) Freshwater zooplankton (Rotifera, Cladocera and Copepoda) from Thale-Noi, South Thailand. *Journal of Science Society of Thailand* 23: 23-34. <https://doi.org/10.2306/scienceasia1513-1874.1997.23.023>
- Pipatcharoenchai W (2001) Diversity of zooplankton in Changwat Kancharaburi. Kasetsart University, 286 pp.
- Plangklang N, Athibai S (2021) Species composition of rotifers, cladocerans and copepods in an organic rice field in Saline Area, Nakhon Ratchasima Province. *Wichcha Journal* 40 (2): 14-28.
- Ramsar Sites Information Service (2023) <https://rsis Ramsar.org>. Accessed on: 2023-2-24.
- Sa-artrit P (2002) Diversity and distribution of freshwater cladocera from Trang Province. Prince of Songkhla University, 98 pp. [In Thai].
- Sa-artrit P, Beamish FWH (2005) Cladocera diversity, abundance and habitat in a western Thailand stream. *Aquatic Ecology* 39: 353-365. <https://doi.org/10.1007/s10452-005-0783-4>
- Saeng-aroon C (2001) Species diversity and abundance of Cladocera in Lake Kud-Thing, Nong Khai Province. Graduate School in Biology, Khon Kaen University, 10 pp.
- Sanoamuang L (1998) Contributions to the knowledge of the Cladocera of North-East Thailand. *Hydrobiologia* 362: 45-53. <https://doi.org/10.1023/A:1003111401684>
- Sanoamuang L, Faitakum S (2005) Species diversity and distribution of cladocerans and copepods in the floodplain of the Mun River. *KKU Research Journal* 10: 106-113. [In Thai].
- Sanoamuang L, Watiroyram S (2021) Sanoamuang L, Watiroyram S (2021) Description of *Elaphoidella brancelji* sp. nov. (Crustacea, Copepoda), a new species from a cave in northern Thailand. *Tropical Natural History* 21 (2): 321-336.
- Segers H (2007) Annotated checklist of the rotifers (Phylum Rotifera), with notes on nomenclature, taxonomy and distribution. *Zootaxa* 1564: 1-104. <https://doi.org/10.11646/zootaxa.1564.1.1>
- Siboualipha S, Korovchinsky N, Sanoamuang L (2020) Species composition of Sididae (Branchiopoda: Cladocera) in Vientiane Province and Vientiane City, Laos. *Invertebrate Zoology* 17 (2): 162-175. <https://doi.org/10.15298/invertzool.17.2.06>
- Sinev AY, Sanoamuang L (2007) *Alona siamensis* sp. n., a new species of Cladocera from South-east Asia, related to *Alona dentifera* (Sars, 1901) (Anomopoda: Chydoridae). *Arthropoda Selecta* 16 (3): 143-150.

- Sinev AY, Nachai S, Sanoamuang L (2007) Occurrence of the Australian cladoceran *Armatalona macrocopa* (Sars, 1894) (Cladocera: Anomopoda: Chydoridae) in Thailand. *Invertebrate Zoology* 4 (1): 25-29. <https://doi.org/10.15298/invertzool.04.1.03>
- Sinev AY (2009) Discrimination between two sibling species of *Acroperus* (Baird, 1843) from the Palearctic (Cladocera: Anomopoda: Chydoridae). *Zootaxa* 2176: 1-21. <https://doi.org/10.5281/zenodo.189352>
- Sinev AY (2012) *Alona kotovi* sp. nov., a new species of Aloninae (Cladocera: Anomopoda: Chydoridae) from South Vietnam. *Zootaxa* 3475: 45-54. <https://doi.org/10.11646/zootaxa.3475.1.4>
- Sinev AY, Kotov AA (2012) New and rare Aloninae (Cladocera: Anomopoda: Chydoridae) from Indochina. *Zootaxa* 3334 (1): 1-28. <https://doi.org/10.11646/zootaxa.3334.1.1>
- Sinev AY, Korovchinsky N (2013) Cladocera (Crustacea: Branchiopoda) of Cat Tien National Park, South Vietnam. *Journal of Limnology* 72: 125-141. <https://doi.org/10.4081/jlimnol.2013.s2.e8>
- Sinev AY, Sanoamuang L (2013) Notes on *Pleuroxus* (*Picripleuroxus*) *quasidenticulatus* (Smirnov, 1996) (Cladocera: Anomopoda: Chydoridae) from South-East Asia and the East of Russia. *Invertebrate Zoology* 10 (1): 269-280. <https://doi.org/10.15298/invertzool.10.2.05>
- Sinev AY (2014) A new and a rare species of *Chydorus* Leach, 1816 (Branchiopoda: Cladocera: Anomopoda) from Cat Tien National Park, Vietnam. *Zootaxa* 3861 (2): 127-144. <https://doi.org/10.11646/zootaxa.3861.2.2>
- Sinev AY (2015) Revision of the *pulchella*-group of *Alona* s. lato leads to its translocation to *Ovalona* Van Damme et Dumont, 2008 (Branchiopoda: Anomopoda: Chydoridae). *Zootaxa* 4044 (4): 451-492. <https://doi.org/10.11646/zootaxa.4044.4.1>
- Sinev AY, Yusoff FM (2015) Cladocera (Crustacea: Branchiopoda) of Sabah state in Borneo Island, Malaysia. *Zootaxa* 4000 (5): 581-591. <https://doi.org/10.11646/zootaxa.4000.5.7>
- Sinev AY, Tiang-nga S, Sanoamuang L (2017) New genus of Cladocera of subfamily Aloninae (Anomopoda: Chydoridae) from the Mekong River. *Zootaxa* 4276 (3): 416-426. <https://doi.org/10.11646/zootaxa.4276.3.6>
- Sinev AY, Irina S (2021) Males and ephippial females of Oriental Chydoridae (Cladocera: Anomopoda) from Cat Tien National Park, South Vietnam. *Zootaxa* 4941 (3): 381-398. <https://doi.org/10.11646/zootaxa.4941.3.4>
- Sinev AY, Tiang-nga S, Sanoamuang L (2023) *Anthalona vandammei* sp. nov. from Thailand, a sibling species of Neotropical *Anthalona brandorffi* (Sinev & Holwedell, 2002) (Cladocera: Anomopoda: Chydoridae). *Zootaxa* 5230 (1): 67-78. <https://doi.org/10.11646/zootaxa.5230.1.4>
- Sinev YA, Sanoamuang L (2013) Note on *Pleuroxus* (*Picripleuroxus*) *quasidenticulatus* (Smirnov, 1996) (Cladocera: Anomopoda: Chydoridae) from South-East Asia and the East of Russia. *Invertebrate Zoology* 10 (2): 269-280. <https://doi.org/10.15298/invertzool.10.2.05>
- Smirnov NN (1992) The Macrothricidae of the world. Guides to the identification of the microinvertebrates of the continental waters of the world 1. SPB Academic Publishing, The Hague, 143 pp.

- Tanaka S, Ohtaka A (2009) Freshwater Cladocera (Crustacea, Branchiopoda) in Lake Tonle Sap and its adjacent waters in Cambodia. *Limnology* 11 (2): 171-178. <https://doi.org/10.1007/s10201-009-0291-7>
- Tiang-nga S, Sinev AY, Sanoamuang L (2016) A new species of the genus *Antholona* Van Damme, Sinev & Dumont, 2011 (Cladocera: Anomopoda: Chydoridae) from North-East Thailand. *Zootaxa* 4150 (1): 93-100. <https://doi.org/10.11646/zootaxa.4150.1.6>
- Tiang-nga S, Sinev AY, Sanoamuang L (2020) High diversity of Cladocera (Crustacea: Branchiopoda) in a Ramsar site Lake Kud-Thing, Northeast Thailand. *Zootaxa* 4780 (2): 275-29. <https://doi.org/10.11646/zootaxa.4780.2.3>
- Tiang-nga S, Sinev AY, Sanoamuang L (2021) A new species of *Karualona* Dumont & Silva-Briano, 2000 (Cladocera: Anomopoda: Chydoridae: Aloninae) from Northeast Thailand. *Zootaxa* 5057 (2): 285-294. <https://doi.org/10.11646/zootaxa.5057.2.8>
- Van Damme K, Kotov AA, Dumont HJ (2005) Redescription of *Leydigia parva* Daday, 1905 and assignment to *Parvalona* gen. nov. (Cladocera: Anomopoda: Chydoridae). *Journal of Natural History* 39 (23): 2125-2136. <https://doi.org/10.1080/00222930500060884>
- Van Damme K, Kotov AA, Dumont HJ (2010) A checklist of names in *Alona* Baird 1843 (Crustacea: Cladocera: Chydoridae) and their current status: an analysis of the taxonomy of a lump genus. *Zootaxa* 2330 (1): 1-63. <https://doi.org/10.11646/zootaxa.2330.1.1>
- Van Damme K, Sinev AY, Dumont H (2011) Separation of *Antholona* gen. n. from *Alona* Baird, 1843 (Branchiopoda: Cladocera: Anomopoda): morphology and evolution of scraping stenothermic alonines. *Zootaxa* 2875 (1): 1-64. <https://doi.org/10.11646/zootaxa.2875.1.1>
- Van Damme K, Maiphae S (2013) *Salinalona* gen. nov., an euryhaline chydorid lineage (Crustacea: Branchiopoda: Cladocera: Anomopoda) from the Oriental region. *Journal of Limnology* 72: 142-173. <https://doi.org/10.4081/jlimnol.2013.s2.e9>
- Van Damme K, Maiphae S, Sa-Ardrit P (2013) Inland swamps in South East Asia harbour hidden cladoceran diversities: species richness and the description of new paludal Chydoridae (Crustacea: Branchiopoda: Cladocera) from Southern Thailand. *Journal of Limnology* 72: 174-208. <https://doi.org/10.4081/jlimnol.2013.s2.e10>
- Watirogram S (2021) A new representative of the genus *Bryocyclops* Kiefer, 1927 from a karst cave in north-eastern Thailand (Copepoda, Cyclopoida, Cyclopidae) and comments on the generic affinities. *Zoosystematics and Evolution* 97 (1): 97-109. <https://doi.org/10.3897/zse.97.52354>

## Supplementary materials

### Suppl. material 1: Definitions of each type of habitat in this study [doi](#)

**Authors:** Wijittra Cheodchim and Supiyanit Maiphae

**Data type:** definition

**Brief description:** This document describes the features used to identify each type of water source in this study.

[Download file](#) (14.34 kb)



**Suppl. material 2: Sorensen's Similarity Index of cladoceran species amongst geographical regions** [doi](#)

Authors: Wijittra Choedchim and Supiyanit Maiphae

Data type: index

[Download file](#) (8.63 kb)

**Suppl. material 3: Sorensen's Similarity Index of cladoceran species amongst habitat types** [doi](#)

Authors: Wijittra Choedchim and Supiyanit Maiphae

Data type: index

[Download file](#) (10.66 kb)