

**PREPRINT**

*Author-formatted, not peer-reviewed document posted on 13/03/2026*

DOI: <https://doi.org/10.3897/arphapreprints.e191414>

---

**Brachiopoda collection of the Shirshov  
Institute of Oceanology, Russian Academy  
of Sciences**

 Zoya Dudnik

# Brachiopoda collection of the Shirshov Institute of Oceanology, Russian Academy of Sciences

Zoya Dudnik ‡

‡ Shirshov Institute of Oceanology, Russian Academy of Sciences, Moscow, Russia

Corresponding author: Zoya Dudnik ([svina@mail.ru](mailto:svina@mail.ru))

## Abstract

### Background

This dataset provides information for 3235 Brachiopoda specimens held within the Ocean Benthic Fauna collection (collection code: OBFc) in the Shirshov Institute of Oceanology (IORAS). Collected from 1852 unique locations across the World Ocean, these specimens represent a 100-year record of Brachiopoda biodiversity, with sampling beginning in 1924.

The IORAS Brachiopoda collection, due to its high species diversity, is a valuable resource for researchers. Broad taxonomic representation provides critical baseline data that fundamentally advance our understanding of brachiopod distribution patterns, ecological niches, and historical biogeography. The collection thus directly supports a wide range of disciplinary research, including taxonomy and phylogenetics, species identification and description, and the study of large-scale macroecological patterns in global marine ecosystems.

### New information

A comprehensive revision and digitization of the complete Brachiopoda collection of the Shirshov Institute of Oceanology has yielded a detailed dataset on specimen distribution across geographic, bathymetric, and taxonomic categories. The project prioritized the documentation and imaging of the type specimens. This new dataset is a significant scientific resource for taxonomy, biodiversity, and biogeography; this data enhances our understanding of marine biodiversity and the distribution patterns of Brachiopoda throughout various oceanic regions and depth zones.

## Keywords

biodiversity dataset, biogeography, marine fauna, taxonomy, zoological collections

## Introduction

### The IORAS Brachiopoda collection

The IORAS Brachiopoda collection was originally curated by Olga Nikolaevna Zezina (1937–2013), a famous Soviet and Russian zoologist and hydrobiologist, and a specialist in modern brachiopods. She has formed one of the world's largest collections of modern brachiopods. She has analyzed their habitats on continental slopes, islands, and underwater elevations and for the first time has proposed a scheme of biogeographical zoning of the ocean bathyal zone (Zezina 1970a, Zezina 1973, Zezina 1997a, Zezina 2008). The role of brachiopods as indicators of the natural bottom biofilter of the ocean deeper than the photic layer has been proven (Zezina 1985, Zezina 1997b). Based on the results of processing mass deep-sea collections, she has obtained for the first time empirical data on the ratio of production and biomass of bottom invertebrates.

While O. N. Zezina was a foremost expert on deep-sea brachiopod ecology and biogeography, she had also described the new brachiopod family Tythothyrididae Zezina, 1979 (Zezina 1979); two subfamilies – Acanthobasilolinae Zezina, 1981 and Phaneroporinae Zezina, 1981 (Zezina 1981a); 11 new genera; 21 new species, and 3 new subspecies. The collection houses 72 type brachiopoda specimens, representing 18 species and 2 subspecies (Table 1).

The digitization of the IORAS Brachiopoda collection was conducted utilizing Specify 6 software (Specify Collections Consortium 2023). The digital catalogue features scientific names (standardized via WoRMS (WoRMS Editorial Board 2025)), collection dates, geographic coordinates, depth, images, and other relevant data for every lot. Subsequently, this catalogue was converted into a Darwin Core occurrence dataset and made publicly available on the Global Biodiversity Information Facility (GBIF) (Dudnik 2025).

## Sampling methods

**Sampling description:** The collection specimens were mainly obtained during the research cruises using Sigsbee trawls (779 lots), "Okean" grabs (699 lots), dredges (194 lots), and bottom and Agassiz trawls. In total, 1267 brachiopod collection lots (69% of the whole collection) were obtained by different trawl types (Fig. 11).

## Geographic coverage

**Description:** This collection features samples collected from 1924 to today from 1825 locations in the World Ocean (Fig. 12), based on 248 research voyages. It is especially rich in specimens from the Arctic and Northwest Pacific. Most were gathered by Soviet and Russian research vessels (including the *Vityaz*, *Krylatka*, *Nikolay Maslov*, *Atna*, and *Akademik Kurchatov*), specifically from the Sea of Okhotsk, Norwegian Sea, and Sea of Japan (Fig. 13).

Specimens were collected across all ocean depth zones (Fig. 14). The collection is particularly rich in deep-sea fauna, containing 756 lots from the bathyal zone and 334 from the abyssal zone. It also includes three rare specimens collected from the ultra-abyssal (hadal) zone of the Romanche Trench in the Northwest Pacific (Table 2).

## Taxonomic coverage

**Description:** A total of 88% of the collection specimens are identified to the species level. The collection includes 173 species belonging to 96 genera and 30 families of Brachiopoda (Fig. 15, Fig. 16, Table 3).

### Taxa included:

Rank	Scientific Name
family	Aulacothyropsidae
family	Basiloliidae
family	Cancellothyridae
family	Chlidonophoridae
family	Cnismatocentridae
family	Craniidae
family	Cryptoporidae
family	Dallinidae
family	Discinidae
family	Dyscoliidae
family	Frenulinidae
family	Frieleiidae
family	Hemithiridae
family	Jagtithyrididae

family	Kraussinidae
family	Laqueidae
family	Megathyrididae
family	Notosariidae
family	Obolidae
family	Phaneroporidae
family	Platidiidae
family	Rhynchonellidae
family	Terebrataliidae
family	Terebratellidae
family	Terebratulidae
family	Tethyrhynchiidae
family	Thaumatosiidae
family	Thecideidae
family	Zeilleriidae

## Temporal coverage

**Data range:** 1924-10-03 - 2024-8-11.

## Collection data

**Collection name:** Ocean Benthic Fauna collection

**Collection identifier:** OBFc

**Specimen preservation method:** Acohol, dried

**Curatorial unit:** Laboratory of Ocean Benthic Fauna

## Usage licence

**Usage licence:** Other

**IP rights notes:** Creative Commons Attribution Non-Commercial (CC-BY-NC) 4.0 Licence

## Data resources

**Data package title:** Brachiopoda collection of the Shirshov Institute of Oceanology, Laboratory of Ocean Benthic Fauna

**Resource link:** <https://doi.org/10.15468/k9x9ph>

**Alternative identifiers:** <https://www.gbif.org/dataset/d62e2c55-68e7-41d1-9dc0-c7f1bb1d45b6>

**Number of data sets:** 1

**Data set name:** Brachiopoda collection of the Shirshov Institute of Oceanology, Laboratory of Ocean Benthic Fauna

**Character set:** UTF-8

**Download URL:** [https://gbif.ocean.ru/ipt/archive.do?r=brachiopoda\\_ioras&v=1.19](https://gbif.ocean.ru/ipt/archive.do?r=brachiopoda_ioras&v=1.19)

**Data format:** Darwin Core Archive

**Data format version:** 1.2

**Description:** The dataset contains data on the Brachiopoda specimens stored in the Ocean Benthic Fauna collection of the Shirshov Institute of Oceanology (IORAS).

Column label	Column description
occurrenceID	An identifier for the dwc:Occurrence (as opposed to a particular digital record of the dwc:Occurrence).
institutionID	An identifier for the institution having custody of the object(s) or information referred to in the record.
collectionID	An identifier for the collection from which the record was derived.
institutionCode	The acronym in use by the institution having custody of the object(s) or information referred to in the record.
collectionCode	The acronym identifying the collection from which the record was derived.
ownerInstitutionCode	The acronym in use by the institution having ownership of the object(s) or information referred to in the record.
basisOfRecord	The specific nature of the data record.
catalogNumber	An identifier for the record within the collection.
eventRemarks	Name of RV (research vessel) on board which the original dwc:Occurrence recording was made, and a remark if cruise number is unknown.
individualCount	The number of individuals present at the time of the dwc:Occurrence.

occurrenceStatus	A statement about the presence or absence of a dwc:Taxon at a dcterms:Location.
preparations	A preparation or preservation method for a specimen. Such as dried, EtOH 75% (stored in 75% ethanol), SEM (dehydrated, mounted onto a stub and sputter-coated with a conductive material for scanning electron microscopy), slide (microscope slide), dried:EtOH 75% (stored in 75% ethanol, then dried)
associatedMedia	A list of URLs of media associated with the dwc:Occurrence.
eventID	An identifier for the set of information associated with a dwc:Event in the format "RV name_cruise number_st.number".
parentEventID	An identifier for the RV name and the cruise number where the original dwc:Occurrence was recorded.
fieldNumber	An identifier for the station number where the original dwc:Occurrence was recorded.
eventDate	The date when the dwc:Event was recorded.
samplingProtocol	The names of the methods or protocols used during a dwc:Event. Such as trawls (Sigsbee, Agassiz, Galathea etc.), dredges, grabs (common - DO ("Okean" grab), DG (Gorbunov grab), DP (Peterson grab), and television-guided TV grabs), box corers (common and television-guided TV multicorers), submersibles (HOVs (human occupied vehicles) Mir-1, Mir-2 and Pisces and ROVs (remotely operated vehicles).
waterBody	The name of the water body in which the dcterms:Location occurs.
islandGroup	The name of the island group in which the dcterms:Location occurs.
country	The name of the country or major administrative unit in which the dcterms:Location occurs.
countryCode	The standard code for the country in which the dcterms:Location occurs.
locality	The original textual description of the place.
verbatimDepth	The original description of the depth below the local surface. Range means depths of start and end of sampling.
decimalLatitude	The geographic latitude (in decimal degrees, using the spatial reference system given in dwc:geodeticDatum) of the geographic centre of a dcterms:Location. Positive values are north of the Equator, negative values are south of it.
decimalLongitude	The geographic longitude (in decimal degrees, using the spatial reference system given in dwc:geodeticDatum) of the geographic centre of a dcterms:Location. Positive values are east of the Greenwich Meridian, negative values are west of it.
geodeticDatum	The ellipsoid, geodetic datum or spatial reference system (SRS), upon which the geographic coordinates given in dwc:decimalLatitude and dwc:decimalLongitude are based.
taxonRank	The taxonomic rank of the most specific name in the dwc:scientificName.
typeStatus	Nomenclatural type (type status) applied to the subject.
identifiedBy	Person name who assigned the dwc:Taxon to the subject.
scientificName	The name in lowest level taxonomic rank that can be determined.

nameAccordingTo	The reference to the source in which the specific taxon concept circumscription is defined or implied.
kingdom	The full scientific name of the kingdom in which the dwc:Taxon is classified.
phylum	The full scientific name of the phylum or division in which the dwc:Taxon is classified.
class	The full scientific name of the class in which the dwc:Taxon is classified.
order	The full scientific name of the order in which the dwc:Taxon is classified.
family	The full scientific name of the subfamily in which the dwc:Taxon is classified.
genus	The full scientific name of the genus in which the dwc:Taxon is classified.

## Acknowledgements

I thank Andrey Muratov (IORAS) for IT support of the MySQL database and GBIF IPT installation on the IORAS server. I also express my gratitude to Tatyana Komkova for her assistance in the collection cataloging and to Antonina Kremenetskaya for the general guidance.

This study was funded by Minobrnauki of the Russian Federation, State assignment theme No. FMWE-2024-0022.

## References

- Bitner MA, Melnik VP, Zezina ON (2013) New paedomorphic brachiopods from the abyssal zone of the north-eastern Pacific Ocean. *Zootaxa* 3613 (3): 281-288. <https://doi.org/10.11646/zootaxa.3613.3.6>
- Dudnik Z (2025) Brachiopoda collection of the Shirshov Institute of Oceanology, Laboratory of Ocean Benthic Fauna. 1.17. GBIF. Release date: 2025-11-01. URL: <https://doi.org/10.15468/k9x9ph>
- GBIF.org (2025) GBIF Home Page. <https://www.gbif.org>
- Specify Collections Consortium (2023) Specify. 6.8.03. Release date: 2023-3-06. URL: <https://www.specifysoftware.org/join/download/>
- WoRMS Editorial Board (2025) World Register of Marine Species. <https://www.marinespecies.org>. Accessed on: 2025-9-14.
- Zezina ON (1970a) Brachiopod distribution in the recent ocean with reference to problems of zoogeographic zoning. *Paleontologicheskii Zhurnal* 2: 3-17. [In Russian].
- Zezina ON (1970b) Brachiopods of the Kuril Islands area and the Kuril-Kamchatka Trench. *Trudy Instituta Okeanologii* 86: 432-457. [In Russian].
- Zezina ON (1973) Biogeographical division of the benthic area of the ocean by brachiopods. In: *Proceedings of the All-Union Research Institute of Marine Fisheries and Oceanography*. *Trudy VNIRO* 84: 166-180. [In Russian]. URL: <http://dspace.vniro.ru/handle/123456789/4834>

- Zezina ON (1976) A new genus of recent terebratelloid brachiopod from the sublittoral of the Kurilo-Kamchatka region. In: Kuznetsov AP (Ed.) Bottom fauna of the USSR Fringing Seas. P.P. Shirshov Institute of Oceanology, Moscow. [In Russian].
- Zezina ON (1979) New data on brachiopods of the Far Eastern Seas of the USSR. In: Kussakin OG (Ed.) Biology of the Kurile-Islands Shelves. Nauka, Moscow, 280 pp. [In Russian].
- Zezina ON (1980) On composition, distribution and some biological features of the cold water brachiopods in the Southern Hemisphere. In: Kuznetsov AP (Ed.) Ecological investigations of the shelf. P.P. Shirshov Institute of Oceanology, Moscow, 100 pp. [In Russian].
- Zezina ON (1981a) Recent deep-sea Brachiopoda from the Western Pacific. Galathea Rep 15: 7-20. URL: [https://digit.snm.ku.dk/Documentsonline/GalatheaReports/galathea-vol.15-pp\\_007-020.pdf](https://digit.snm.ku.dk/Documentsonline/GalatheaReports/galathea-vol.15-pp_007-020.pdf)
- Zezina ON (1981b) The composition and the ways of the formation for talassobathyal brachiopod fauna. In: Kuznetsov AP, Mironov AN (Eds) Benthos of the submarine Mountains Marcus-Necker and adjacent Pacific regions. P.P. Shirshov Institute of Oceanology [In Russian].
- Zezina ON (1981c) New and rare cancellerothyroid brachiopods from the ocean bathyal and abyssal. Trudy Instituta Okeanologii 115: 155-164. [In Russian].
- Zezina ON (1985) Современные брахиоподы и проблемы батимальной зоны океана. [Modern brachiopods and problems of the ocean's bathyal zone]. Nauka, Moscow, 247 pp. [In Russian].
- Zezina ON (1990a) Rare and new brachiopods from the Southern Part of the Atlantic Ocean. Trudy Instituta Okeanologii 126: 127-131. [In Russian].
- Zezina ON (1990b) Composition and distribution of articulate brachiopods from the underwater rises of the eastern Pacific. Trudy Instituta Okeanologii 124: 264-268. [In Russian].
- Zezina ON (1991) New species of cancellothyroid brachiopods from the "Atlantis" cruise to the Mid-Atlantic Ridge. Zoologicheski Zhurnal 70 (6): 152-153. [In Russian].
- Zezina ON (1994) A new rhynchonelloid brachiopod from the Amirante Basin of the Indian Ocean. Trudy Instituta Okeanologii 129: 53-54. [In Russian].
- Zezina ON (1997a) Biogeography of the Bathyal Zone. Advances in Marine Biology 389-426. [https://doi.org/10.1016/s0065-2881\(08\)60020-6](https://doi.org/10.1016/s0065-2881(08)60020-6)
- Zezina ON (1997b) Современные брахиоподы в составе естественногодонного биофильтра морей России. [Modern brachiopods in the composition of the natural bottom biofilter of the seas of Russia]. Paleontological Institute of the Russian Academy of Sciences, Moscow, 85 pp. [In Russian].
- Zezina ON (2001) Articulate brachiopods near Vietnam shores in the belt of suspension feeders at the continental slope of the Asia. In: Kuznetsov AP, Zezina ON (Eds) Composition and structure of the marine bottom biota: collected proceedings. VNIRO Publishing House, Moscow, 171 pp. [In Russian]. [ISBN 5853822411].
- Zezina ON (2008) Biogeography of the recent brachiopods. Paleontological Journal 42 (8): 830-858. <https://doi.org/10.1134/S0031030108080078>





Figure 2.

Type specimens in the IORAS Brachiopoda collection:

- a: *Bathynanus rhizopodus* paratype, cat. INV0003721
- b: *Cnismatocentrum sakhalinensis parvum* syntype, cat. INV0006016
- c: *Cnismatocentrum sakhalinensis parvum* syntype, cat. INV0006018
- d: *Cnismatocentrum sakhalinensis parvum* syntype, cat. INV0006018
- e: *Cnismatocentrum sakhalinensis parvum* syntype, cat. INV0006019
- f: *Cnismatocentrum sakhalinensis parvum* syntype, cat. INV0006020

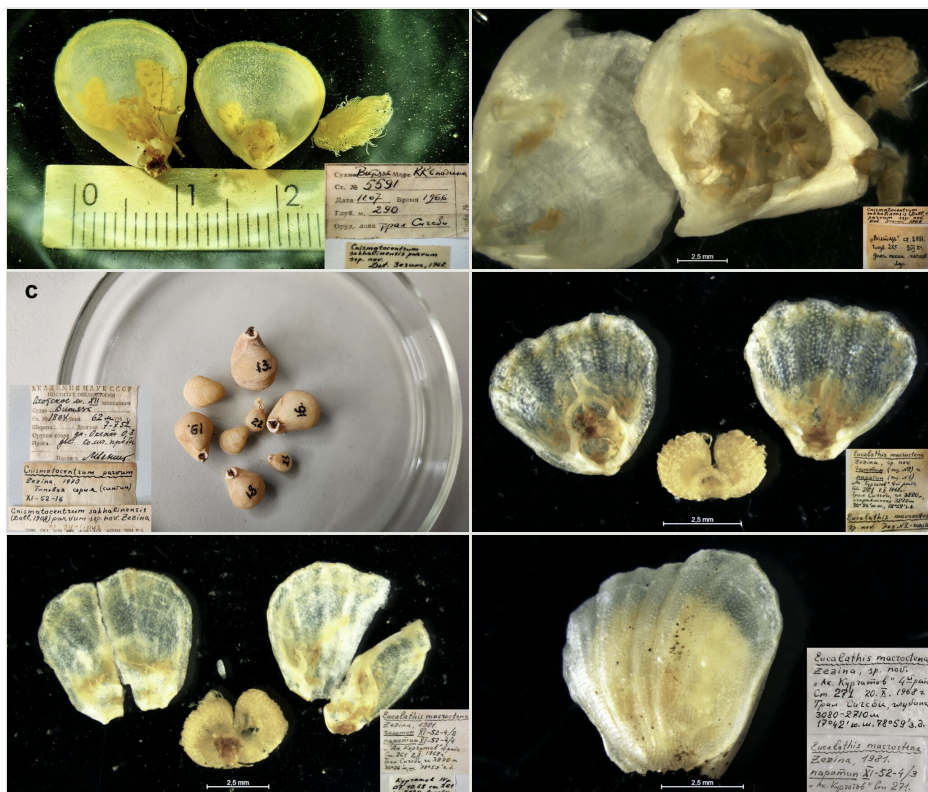


Figure 3.

Type specimens in the IORAS Brachiopoda collection:

- a: *Crismatocentrum sakhalinensis parvum* syntype, cat. INV0006021
- b: *Crismatocentrum sakhalinensis parvum* syntype, cat. INV0006026
- c: *Crismatocentrum sakhalinensis parvum* syntype, cat. INV0009001
- d: *Eucalathis macroctena* holotype, cat. INV0003713
- e: *Eucalathis macroctena* paratype, cat. INV0003714
- f: *Eucalathis macroctena* paratype, cat. INV0003715

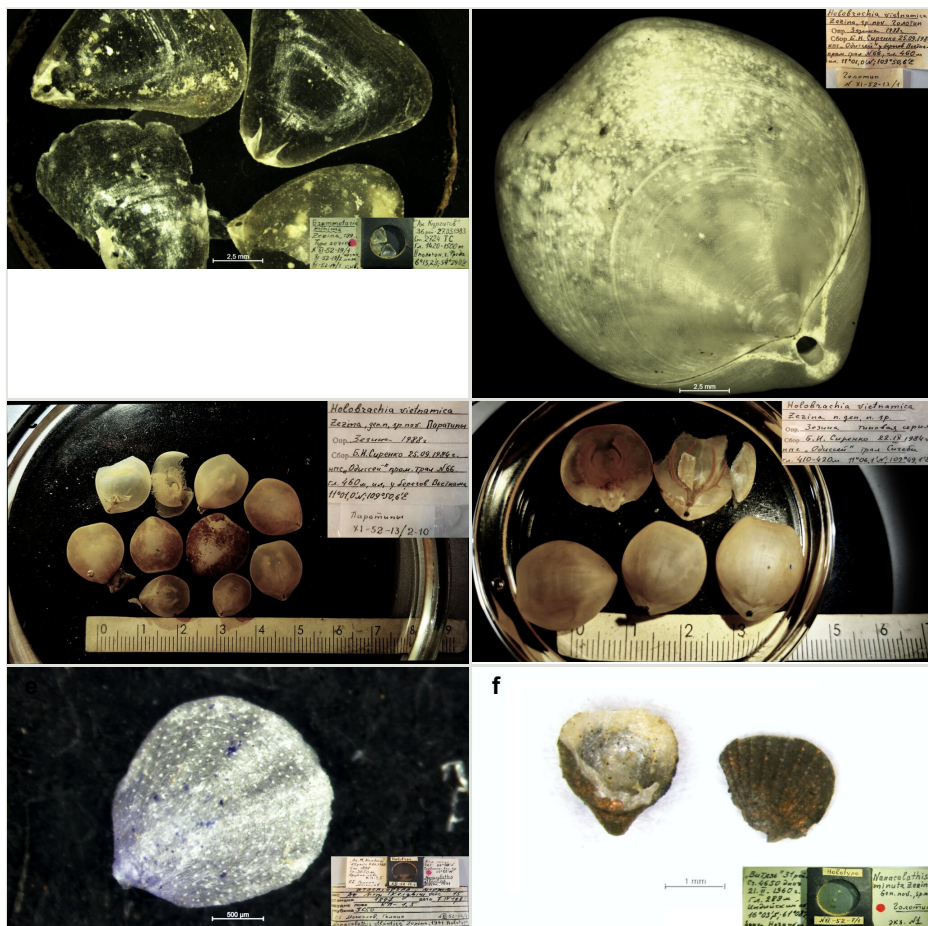


Figure 4.

Type specimens in the IORAS Brachiopoda collection:

- a: *Grammetaria minima* holotype and paratypes, cat. INV0008251 (further morphological study is required to differentiate them)
- b: *Holobrachia vietnamica* holotype, cat. INV0008264
- c: *Holobrachia vietnamica* paratypes, cat. INV0008267
- d: *Holobrachia vietnamica* topotypes, cat. INV0008265
- e: *Nanacalathis atlantica* holotype, cat. INV0003718
- f: *Nanacalathis minuta* holotype, cat. INV0003716



Figure 5.

Type specimens in the IORAS Brachiopoda collection:

- a: *Neothyris westpacifica* holotype, cat. INV0008259
- b: *Neothyris westpacifica* paratypes, cat. INV0008260
- c: *Neothyris westpacifica* paratypes, cat. INV0008261
- d: *Neothyris westpacifica* paratypes, cat. INV0008263
- e: *Novocrania altivertex* holotype, cat. INV0008240
- f: *Novocrania altivertex* paratypes, cat. INV0009026

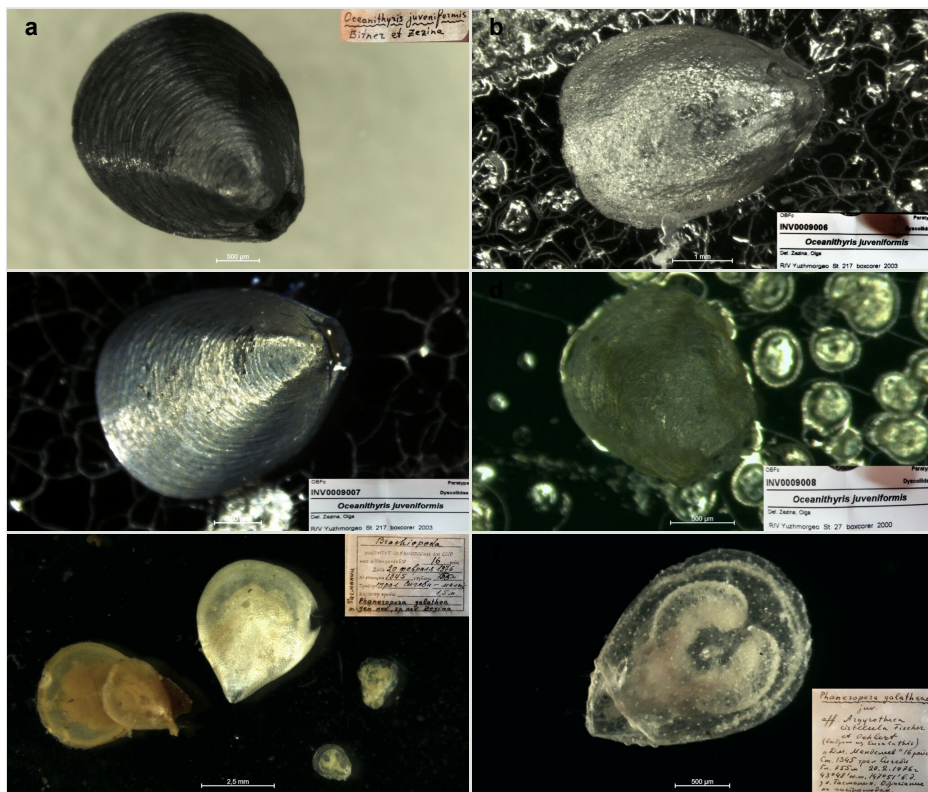


Figure 6.

Type specimens in the IORAS Brachiopoda collection:

- a: *Oceanithyris juveniformis* holotype, cat. INV0009005
- b: *Oceanithyris juveniformis* paratype, cat. INV0009006
- c: *Oceanithyris juveniformis* paratype, cat. INV0009007
- d: *Oceanithyris juveniformis* paratype, cat. INV0009008
- e: *Phaneropora galathea* syntypes, cat. INV0008238
- f: *Phaneropora galathea* syntype, cat. INV0008239

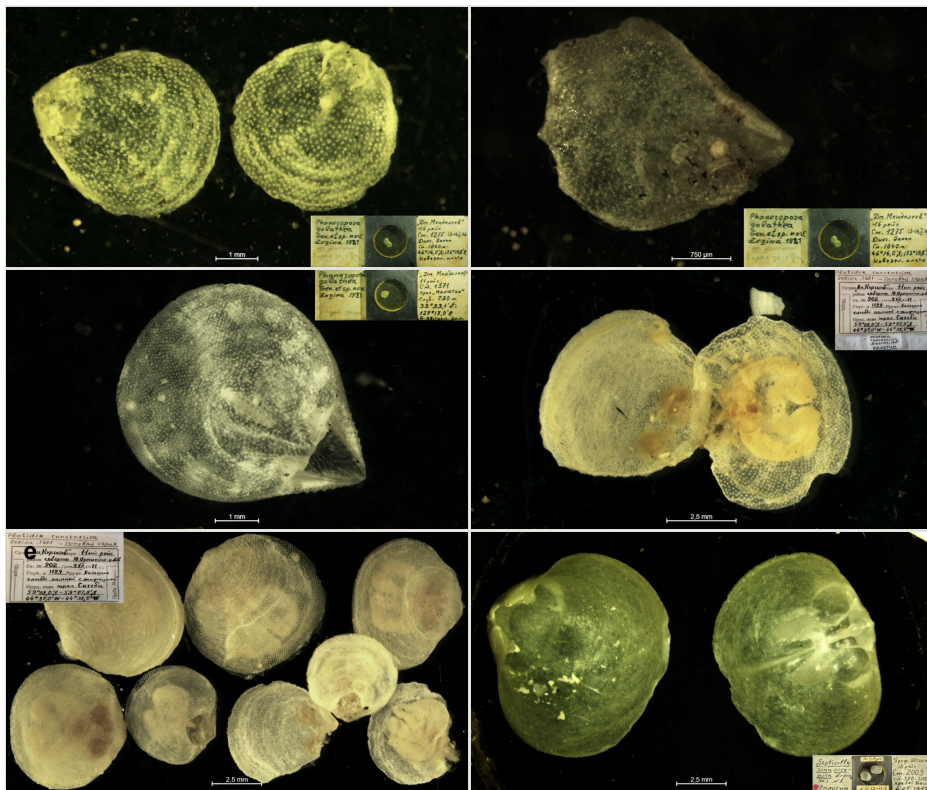


Figure 7.

Type specimens in the IORAS Brachiopoda collection:

- a: *Phaneropora galathea* syntype, cat. INV0008252
- b: *Phaneropora galathea* syntype, cat. INV0008253
- c: *Phaneropora galathea* syntype, cat. INV0008254
- d: *Platidia concentrica* holotype, cat. INV0008257
- e: *Platidia concentrica* paratypes, cat. INV0008258
- f: *Platidia concentrica* paratype, cat. INV0006027

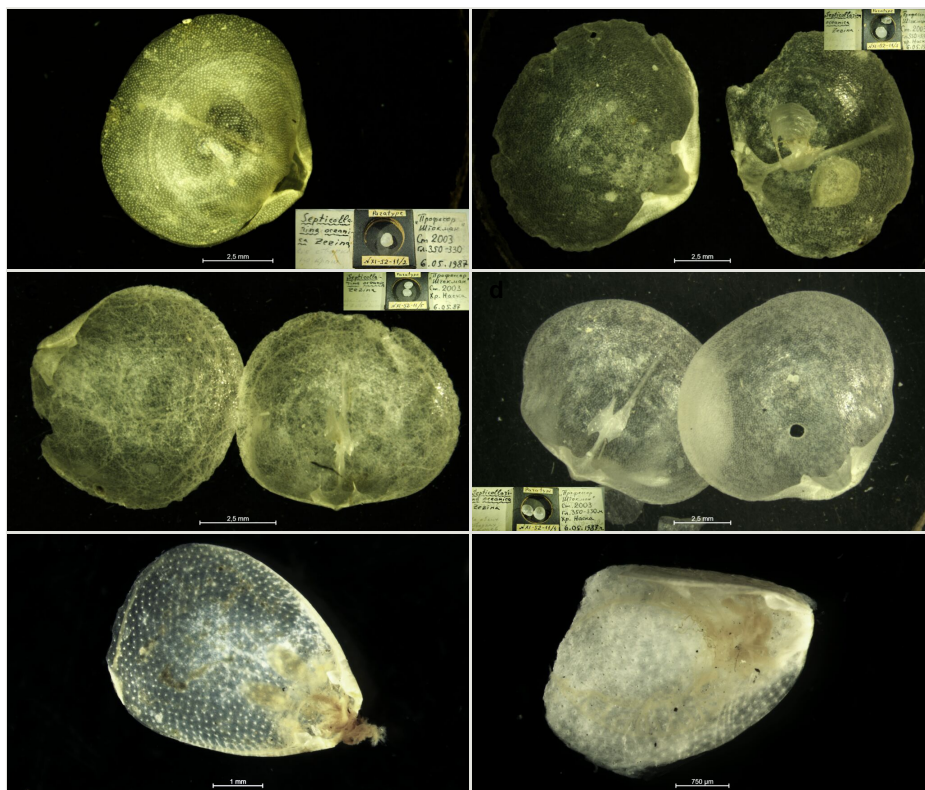


Figure 8.

Type specimens in the IORAS Brachiopoda collection:

- a: *Platidia concentrica* paratype, cat. INV0006028
- b: *Platidia concentrica* paratype, cat. INV0006029
- c: *Platidia concentrica* paratype, cat. INV0006030
- d: *Platidia concentrica* paratype, cat. INV0006031
- e: *Simpliciforma profunda* holotype, cat. INV0009010
- f: *Simpliciforma profunda* paratype, cat. INV0009011



Figure 9.

Type specimens in the IORAS Brachiopoda collection:

- a: *Simpliciforma profunda* paratype, cat. INV0009012
- b: *Simplicithyris kurilensis* holotype, cat. INV0008241
- c: *Simplicithyris kurilensis* paratype, cat. INV0008242
- d: *Terebratulina austroamericana* holotype, cat. INV0006023
- e: *Terebratulina kiiensis heteroctena* syntypes, cat. INV0006024
- f: *Terebratulina kiiensis heteroctena* syntype, cat. INV0006025

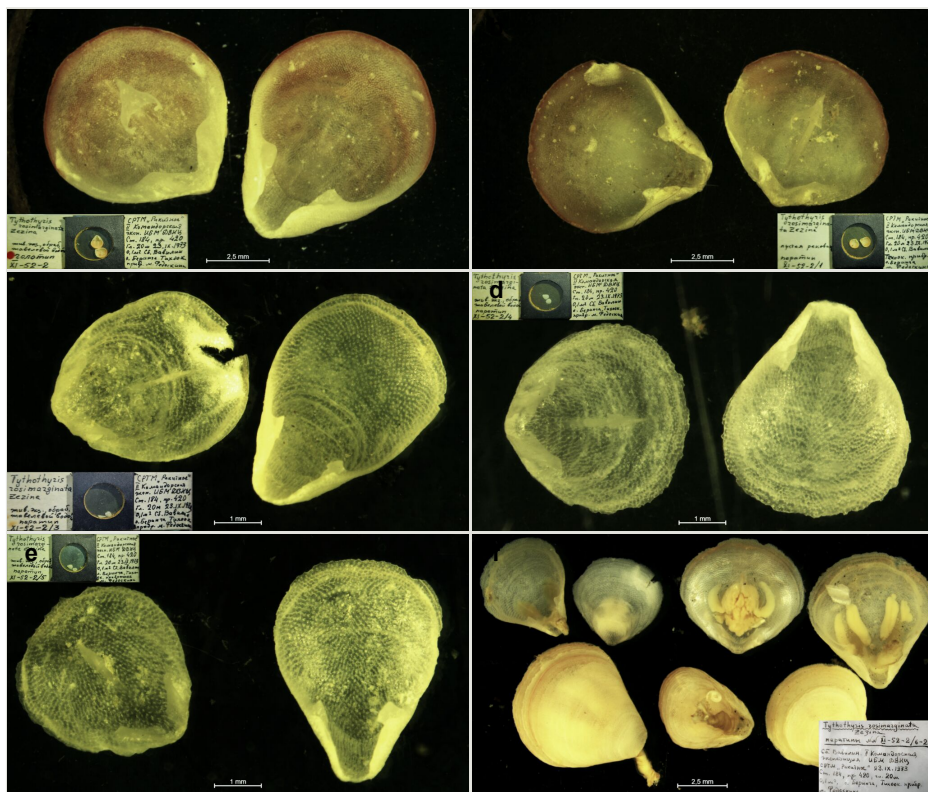


Figure 10.

Type specimens in the IORAS Brachiopoda collection:

- a: *Tythothyris rosimarginata* holotype, cat. INV0008244
- b: *Tythothyris rosimarginata* paratype, cat. INV0008246
- c: *Tythothyris rosimarginata* paratype, cat. INV0008247
- d: *Tythothyris rosimarginata* paratype, cat. INV0008248
- e: *Tythothyris rosimarginata* paratype, cat. INV0008249
- f: *Tythothyris rosimarginata* paratypes, cat. INV0008250

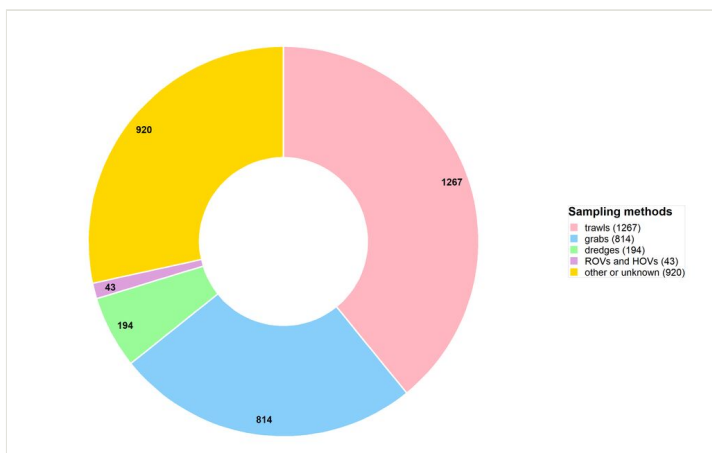


Figure 11.

Collection methods of the IORAS Brachiopoda specimens. Numbers correspond to the amount of collection lots.

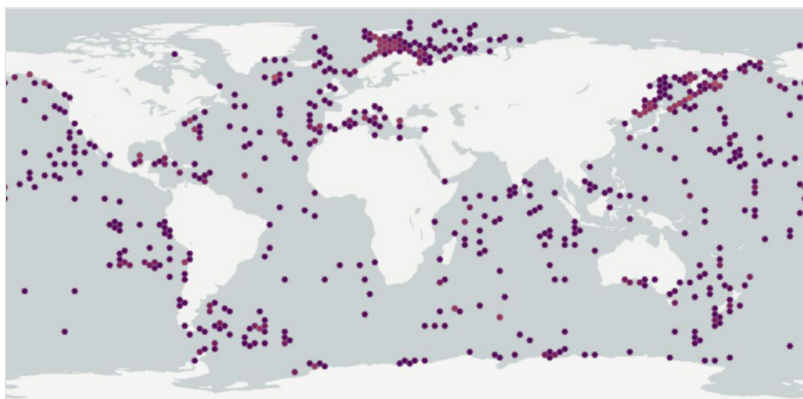


Figure 12.  
Sampling localities of IORAS brachiopods (GBIF.org 2025).

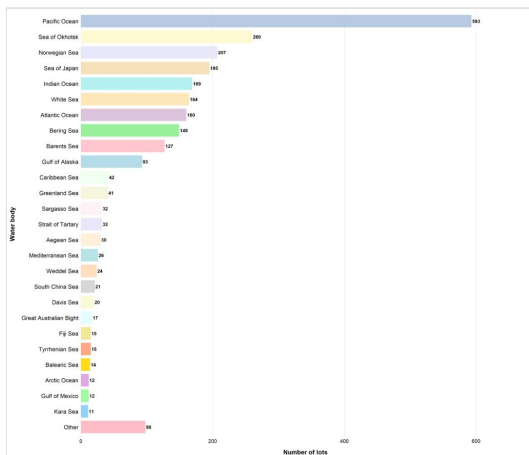


Figure 13. Geographic origin of brachiopods deposited in the IORAS collection. Numbers correspond to the amount of collection lots.

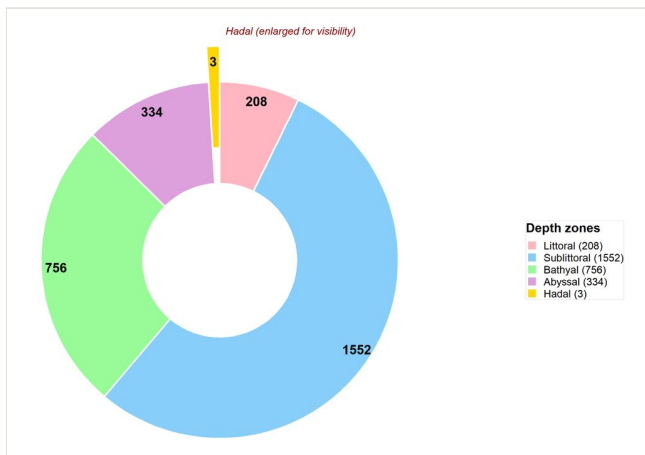


Figure 14.

Bathymetric distribution of IORAS brachiopods. Numbers correspond to the amount of collection lots; sector "Hadal" is enlarged for visibility.

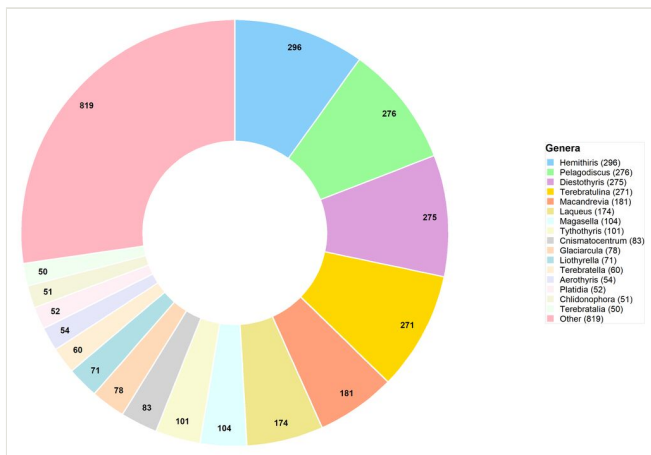


Figure 15. Most represented genera by number of lots (shown in numbers) in the IORAS brachiopoda collection.

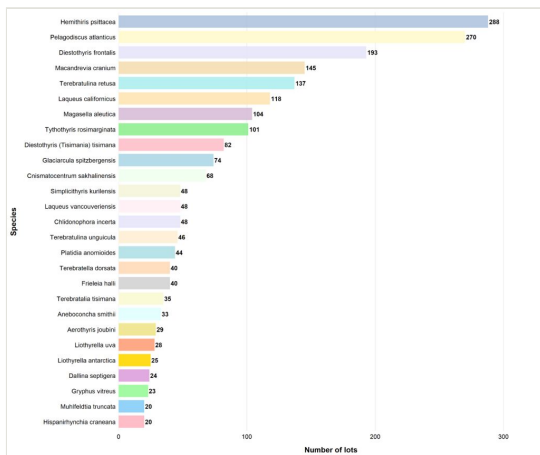


Figure 16. Most represented species by number of lots (shown in numbers) in the IORAS brachiopoda collection.

Table 1.

Type specimens in the IORAS Brachiopoda collection. Number of paratypes/syntypes/topotypes is given in brackets after the catalogue number.

No.	Scientific Name	Reference	Figure	Family	Type Status	Ca Nu
1	<i>Annuloplatidia indopacifica</i> Zezina, 1981	Zezina 1981b	Fig. 1a	Platidiidae	Holotype	IN
2	<i>Annuloplatidia indopacifica</i>	Zezina 1981b	Fig. 1b	Platidiidae	Paratypes	IN (2)
3	<i>Bathynanus inversus</i> Zezina, 1981	Zezina 1981c	Fig. 1c	Chlidonophoridae	Holotype	IN
4	<i>Bathynanus inversus</i>	Zezina 1981c	Fig. 1d	Chlidonophoridae	Paratypes	IN (6)
5	<i>Bathynanus rhizopodus</i> Zezina, 1981	Zezina 1981c	Fig. 1e	Chlidonophoridae	Holotype	IN
6	<i>Bathynanus rhizopodus</i>	Zezina 1981c	Figs 1f, 2a	Chlidonophoridae	Paratypes	IN (1) IN (1)
7	<i>Cnismatocentrum sakhalinensis parvum</i> Zezina, 1970 (accepted as <i>Cnismatocentrum parvum</i> Zezina, 1970)	Zezina 1970b	Figs 2b, c, d, e, f, 3a, b, c	Cnismatocentridae	Syntypes	IN (1) IN (1) IN (1) IN (1) IN (1) IN (1) IN (1) IN (3)
8	<i>Eucalathis macroctena</i> Zezina, 1981 (accepted as <i>Melvicalthis macroctena</i> (Zezina, 1981))	Zezina 1981c	Fig. 3d	Chlidonophoridae	Holotype	IN
9	<i>Eucalathis macroctena</i>	Zezina 1981c	Fig. 3e, f	Chlidonophoridae	Paratypes	IN (1) IN (1)

10	<i>Grammetaria minima</i> Zezina, 1994	Zezina 1994	Fig. 4a	Frieleidae	Holotype	IN
11	<i>Grammetaria minima</i>	Zezina 1994	Fig. 4a	Frieleidae	Paratypes	IN (2)
12	<i>Holobrachia vietnamica</i> Zezina, 2001	Zezina 2001	Fig. 4b		Holotype	IN
13	<i>Holobrachia vietnamica</i>	Zezina 2001	Fig. 4c		Paratypes	IN (9)
14	<i>Holobrachia vietnamica</i>	Zezina 2001	Fig. 4d		Topotypes	IN (6) IN (1)
15	<i>Nanacalathis atlantica</i> Zezina, 1991	Zezina 1991	Fig. 4e	Chlidonophoridae	Holotype	IN
16	<i>Nanacalathis minuta</i> Zezina, 1981	Zezina 1981c	Fig. 4f	Chlidonophoridae	Holotype	IN
17	<i>Neothyris westpacifica</i> Zezina, 2001	Zezina 1981c	Fig. 5a	Terebratellidae	Holotype	IN
18	<i>Neothyris westpacifica</i>	Zezina 1981c	Fig. 5b, c, d	Terebratellidae	Paratypes	IN (3) IN (8) IN (24)
19	<i>Neothyris westpacifica</i>	Zezina 1981c		Terebratellidae	Topotype	IN (1)
20	<i>Novocrania altivertex</i> (Zezina, 1990)	Zezina 1990a	Fig. 5e	Craniidae	Holotype	IN
21	<i>Novocrania altivertex</i>	Zezina 1990a	Fig. 5f	Craniidae	Paratypes	IN (3)
22	<i>Oceanithyris juveniformis</i> Bitner & Zezina, 2013	Bitner et al. 2013	Fig. 6a	Dyscoliidae	Holotype	IN
23	<i>Oceanithyris juveniformis</i>	Bitner et al. 2013	Fig. 6b, c, d	Dyscoliidae	Paratypes	IN (1) IN (1) IN (1)

24	<i>Phaneropora galathea</i> Zezina, 1981	Zezina 1981a	Figs 6e, f, 7a, b, c	Platidiidae	Syntypes	IN (15) IN (1) IN (1) IN (1) IN (1)
25	<i>Platidia concentrica</i> Zezina, 1980 (accepted as <i>Platidia anomioides</i> (Scacchi & Philippi in Philippi, 1844))	Zezina 1980	Fig. 7d	Platidiidae	Holotype	IN
26	<i>Platidia concentrica</i>	Zezina 1980	Fig. 7e	Platidiidae	Paratypes	IN (6)
27	<i>Septicollarina oceanica</i> Zezina, 1990	Zezina 1990b	Fig. 7f	Aulacothyropsidae	Holotype	IN
28	<i>Septicollarina oceanica</i>	Zezina 1990b	Fig. 8a, b, c, d	Aulacothyropsidae	Paratypes	IN (1) IN (1) IN (1) IN (1) IN (1)
29	<i>Septicollarina oceanica</i>	Zezina 1990b		Aulacothyropsidae	Topotype	IN
30	<i>Simpliciforma profunda</i> Bitner & Zezina, 2013	Bitner et al. 2013	Fig. 8e		Holotype	IN
31	<i>Simpliciforma profunda</i>	Bitner et al. 2013	Figs 8f, 9a		Paratypes	IN (1) IN (1)
32	<i>Simplicithyris kurilensis</i> Zezina, 1976	Zezina 1976	Fig. 9b	Jagtithyrididae	Holotype	IN
33	<i>Simplicithyris kurilensis</i>	Zezina 1976	Fig. 9c	Jagtithyrididae	Paratype	IN (1)
34	<i>Simplicithyris kurilensis</i>	Zezina 1976		Jagtithyrididae	Topotypes	IN (3)

35	<i>Terebratulina austroamericana</i> Zezina, 1981	Zezina 1981c	Fig. 9d	Cancellothyrididae	Holotype	IN
36	<i>Terebratulina kiiensis heteroctena</i> Zezina, 1970	Zezina 1970b	Fig. 9e, f	Cancellothyrididae	Syntypes	IN (8) IN (1)
37	<i>Tythothyris rosimarginata</i> Zezina, 1979	Zezina 1979	Fig. 10a	Terebratellidae	Holotype	IN
38	<i>Tythothyris rosimarginata</i>	Zezina 1979	Fig. 10b, c, d, e, f	Terebratellidae	Paratypes	IN (1) IN (1) IN (1) IN (1) IN (1) IN (15)
39	<i>Tythothyris rosimarginata</i>	Zezina 1979		Terebratellidae	Topotypes	IN (8) IN (3) IN (1)

Table 2.

Ultra-abysal Brachiopoda specimens in the IORAS collection.

Catalogue Number	Scientific Name	Locality	Latitude	Longitude	Depth	Collecting Event
INV0005341	<i>Pelagodiscus atlanticus</i> (King, 1868)	Romanche Trench	-0.23333	-18.48333	7460–7600 m	RV Akademik Kurc 11 st.1012
INV0005342	<i>Pelagodiscus atlanticus</i>	Romanche Trench	0.21667	-18.61667	7430–7500 m	RV Akademik Kurc 11 st.1014
INV0005384	<i>Pelagodiscus atlanticus</i>	Northwest Pacific	25.61833	167.88556	6160 m	RV Vityaz cruise 4

Table 3.

Number of collection lots by genera.

Genus	Nr	Genus
<i>Abyssothyris</i> Thomson, 1927	44	<i>Liothyris</i> Oehlert, 1887
<i>Acrobrochus</i> Cooper, 1983	2	<i>Liothyris</i> Douvillé, 1880
<i>Aerothyris</i> Allan, 1939	54	<i>Macandrevia</i> King, 1859
<i>Amphithyris</i> Thomson, 1918	1	<i>Magadina</i> Thomson, 1915
<i>Aneboconcha</i> Cooper, 1973	38	<i>Magasella</i> Dall, 1870
<i>Annuloplatidia</i> Zezina, 1981	7	<i>Magellania</i> Bayle, 1880
<i>Argyrotheca</i> Dall, 1900	16	<i>Megathiris</i> d'Orbigny, 1847
<i>Basiliola</i> Dall, 1908	17	<i>Megerlia</i> King, 1850
<i>Bathynanus</i> Foster, 1974	17	<i>Megerlina</i> Deslongchamps, 1884
<i>Campages</i> Hedley, 1905	12	<i>Melvicalthis</i> Lee, Lüter & Zezina in Lee, Gregory, Lüter, Zezina & Christie, 2008
<i>Cancellothyris</i> Thomson, 1926	10	<i>Minutella</i> Hoffmann & Lüter, 2010
<i>Chlidonophora</i> Dall, 1903	51	<i>Muehlfeldtia</i> Bayle, 1880
<i>Cnismatocentrum</i> Dall, 1920	83	<i>Nanacalathis</i> Zezina, 1981
<i>Compsothyris</i> Jackson, 1918	8	<i>Neoancistrocrania</i> Laurin, 1992
<i>Coptothyris</i> Jackson, 1918	2	<i>Neorhynchia</i> Thomson, 1915
<i>Crania</i> Retzius, 1781	46	<i>Neothyris</i> Douvillé, 1879
<i>Cryptopora</i> Jeffreys, 1869	20	<i>Nipponithyris</i> Yabe & Hatai, 1934
<i>Dallina</i> Beecher, 1893	26	<i>Notosaria</i> Cooper, 1959
<i>Dallinella</i> Thomson, 1915	2	<i>Notozyga</i> Cooper, 1977
<i>Dallithyris</i> Muir-Wood, 1959	36	<i>Novocrania</i> Lee & Brunton, 2001
<i>Diestothyris</i> Thomson, 1916	275	<i>Obolus</i> Eichwald, 1829
<i>Discina</i> Lamarck, 1819	2	<i>Oceanithyris</i> Bitner & Zezina, 2013
<i>Discinisca</i> Dall, 1871	4	<i>Orbicula</i> Cuvier, 1798
<i>Discradisca</i> Stenzel, 1964	2	<i>Ospreyella</i> Lüter & Wörheide, 2003
<i>Dolichozygus</i> Cooper, 1983	1	<i>Pantellaria</i> Dall, 1919
<i>Dyscolia</i> Fischer & Oehlert, 1890	2	<i>Parasphenarina</i> Motchurova-Dekova, Saito & Endo, 2002
<i>Eohemithyris</i> Hertlein & Grant, 1944	1	<i>Pelagodiscus</i> Dall, 1908

<i>Eucalathis</i> Fischer & Oehlert, 1890	32	<i>Phaneropora</i> Zezina, 1981
<i>Fallax</i> Atkins, 1960	5	<i>Platidia</i> Costa, 1852
<i>Fosteria</i> Zezina, 1980	5	<i>Pseudocrania</i> McCoy, 1851
<i>Frenulina</i> Dall, 1895	3	<i>Pumilus</i> Atkins, 1958
<i>Frieleia</i> Dall, 1895	40	<i>Rhynchonella</i> Fischer de Waldheim, 1809
<i>Glaciarcula</i> Elliott, 1956	78	<i>Septicollarina</i> Zezina, 1981
<i>Glottidia</i> Dall, 1870	9	<i>Shimodaia</i> MacKinnon, Saito & Endo, 1997
<i>Grammetaria</i> Cooper, 1959	1	<i>Simpliciforma</i> Bitner & Zezina, 2013
<i>Gryphus</i> Megerle von Mühlfeld, 1811	29	<i>Simplicithyris</i> Zezina, 1976
<i>Gwynia</i> King, 1859	8	<i>Tegulorhynchia</i> Chapman & Crespin, 1923
<i>Gyrothyris</i> Thomson, 1918	9	<i>Terebratalia</i> Beecher, 1893
<i>Hemithiris</i> d'Orbigny, 1847	296	<i>Terebratella</i> d'Orbigny, 1847
<i>Hispanirhynchia</i> Thomson, 1927	20	<i>Terebratula</i> Müller, 1776
<i>Holobrachia</i> Zezina, 2001	4	<i>Terebratulina</i> d'Orbigny, 1847
<i>Jaffaia</i> Thomson, 1927	7	<i>Tethyrhynchia</i> Logan in Logan & Zibrowius, 1994
<i>Jolonica</i> Dall, 1920	2	<i>Thaumatosis</i> Cooper, 1973
<i>Laqueus</i> Dall, 1870	174	<i>Thecidellina</i> Thomson, 1915
<i>Leptothyrella</i> Muir-Wood, 1965	2	<i>Tythythyris</i> Zezina, 1979
<i>Leptothyris</i> Muir-Wood, 1959	3	<i>Waldheimia</i> King, 1850
<i>Lingula</i> Bruguière, 1791	3	<i>Waltonia</i> Davidson, 1850
<i>Liothyrella</i> Thomson, 1916	71	<i>Xenobrochus</i> Cooper, 1981