

Checklist of the caddisflies (Insecta, Trichoptera) of the Upper Midwest region of the United States

David C. Houghton¹, R. Edward DeWalt², Todd Hubbard³,
Kurt L. Schmude⁴, Jeffrey J. Dimick⁵, Ralph W. Holzenthal⁶,
Roger J. Blahnik⁶, James L. Snitgen⁷

1 Department of Biology, Hillsdale College, 33 East College Street, Hillsdale, MI 49242, USA **2** Illinois Natural History Survey, 1816 South Oak Street, Champaign, IL 61820, USA **3** State Hygienic Laboratory, University of Iowa, 2490 Crosspark Road, Coralville, IA 52241, USA **4** Department of Natural Sciences, Lake Superior Research Institute, University of Wisconsin-Superior, 801 North 28th Street, Superior, WI 54880, USA **5** Aquatic Biomonitoring Laboratory, College of Natural Resources, University of Wisconsin, Stevens Point, WI 54481, USA **6** Department of Entomology, University of Minnesota, 219 Hodson Hall, 1980 Folwell Ave., Saint Paul, MN 55108, USA **7** Environmental Health, Safety, and Land Division, Oneida Nation, P.O. Box 365, Oneida, WI 54155, USA

Corresponding author: David C. Houghton (david.houghton@hillsdale.edu)

Academic editor: Steffen Pauls | Received 29 July 2021 | Accepted 4 November 2021 | Published 11 July 2022

<http://zoobank.org/B03803B0-C38F-4540-A162-095E94AE7A96>

Citation: Houghton DC, DeWalt RE, Hubbard T, Schmude KL, Dimick JJ, Holzenthal RW, Blahnik RJ, Snitgen JL (2022) Checklist of the caddisflies (Insecta, Trichoptera) of the Upper Midwest region of the United States. In: Pauls SU, Thomson R, Rázuri-Gonzales E (Eds) Special Issue in Honor of Ralph W. Holzenthal for a Lifelong Contribution to Trichoptera Systematics. ZooKeys 1111: 287–300. <https://doi.org/10.3897/zookeys.1111.72345>

Abstract

Five hundred and fifty-two caddisfly species are reported from the Upper Midwest region of the United States, an area that includes 13 states and ~ 2 million km². Of these, 62 species are reported for the first time from the state of Iowa, 25 from Wisconsin, 18 from South Dakota, 12 from Illinois, five from Indiana, four from North Dakota, four from Minnesota, and one from Nebraska. The Upper Midwest fauna contains nearly 40% of all species known from the United States and Canada, as well as 22 species endemic to the region. Overall species richness was highest in Michigan (319 species), Kentucky (296), Minnesota (292), and Wisconsin (284). Differences in state species assemblages within the region largely followed a geographic pattern, with species richness declining in the western prairie states. There are almost certainly further species remaining to be found in this large region.

Keywords

Caddisfly, checklist, diversity, Midwest, Trichoptera, USA

Introduction

The Upper Midwest region of the United States (Fig. 1) encompasses 13 states and over 2 million km² and is derived based on membership in the Midwest Association of Wildlife and Fisheries Agencies (MAFWA 2021). The region has a > 70-year caddisfly research history. Many of the first investigations were by Ross (1938, 1944) on the species of Illinois. Subsequent checklists on the faunas of Indiana (Waltz and McCafferty 1983), Kansas (Hamilton et al. 1983), Kentucky (Resh 1975), Michigan (Leonard and Leonard 1949), Minnesota (Etnier 1965; Houghton et al. 2001), North Dakota (Harris et al. 1980), and Wisconsin (Longridge and Hilsenhoff 1973) followed thereafter. More recently, discoveries of new records, updated checklists, and more comprehensive faunal studies have occurred in Indiana (DeWalt et al. 2016; Bolton et al. 2019), Kentucky (Floyd et al. 2012; Evans et al. 2017), Michigan (DeWalt and South 2015; Houghton 2016, 2020; Houghton et al. 2018), Minnesota (Houghton 2012), Missouri (Moulton and Stewart 1996), Ohio (Armitage et al. 2011; Bolton et al. 2019), and Wisconsin (Hilsenhoff 1995). Conversely, the caddisflies of Iowa, Nebraska, and South Dakota are known only from regional studies (Blinn et al. 2009; Zuellig et al. 2012) and piecemeal collections. Despite the extensive collecting history, new records continue to be found in the region, even in well-collected states like Michigan (Houghton 2020). The purpose of this paper was to combine historical records and our own unpublished data into a checklist of the entire Upper Midwest region, focusing on new state records and species endemic to the region.

Materials and methods

We have been investigating the caddisflies of the Upper Midwest for ~ 20 years (Fig. 1). Collecting methods for adults have included sweep netting, malaise trapping, and ultraviolet light trapping. Most adult collecting took place during June and July, the peak emergence period of caddisflies in the region (Houghton 2018). Additional collections of adults were made during May, August, and September to obtain early and late emerging species. Larval collecting methods have included dip-netting, Hess sampling, Surber sampling, Hester-Dandy artificial substrate sampling, and hand collecting of specimens. We also accessed and confirmed specimens from the extensive Iowa (<https://programs.iowadnr.gov/bionet/>) and Wisconsin (<https://dnr.wisconsin.gov/topic/SurfaceWater/SWIMS>) Departments of Natural Resources larval macroinvertebrate databases.

Adult specimens were identified using Ross (1944), Houghton (2012), or more specific taxonomic treatments as necessary. Larvae were identified to the genus level using Morse et al. (2019 or earlier editions) and more specific species treatments as needed. Specimens collected by the authors are primarily deposited in the Hillsdale College Insect Collection, the Illinois Natural History Survey, the University of Iowa State Hygienic lab, and the University of Minnesota Insect Collection.

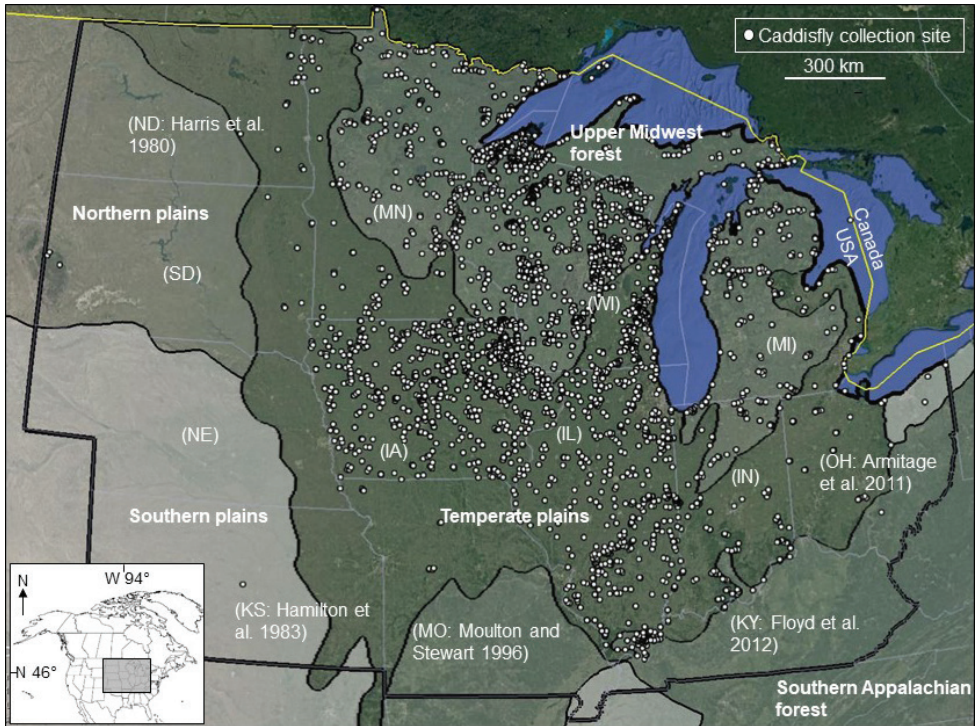


Figure 1. The 13 states and primary ecoregions of the Upper Midwest region, showing collecting localities within the last ~20 years by the authors or their colleagues. Citations are the most comprehensive taxonomic works for states where our collecting effort was low. State abbreviations, IA: Iowa, IL: Illinois, IN: Indiana, KS: Kansas, KY: Kentucky, MI: Michigan, MN: Minnesota, MO: Missouri, NE: Nebraska, ND: North Dakota, OH: Ohio, SD: South Dakota, WI: Wisconsin.

We also utilized the distributional checklist of Rasmussen and Morse (2020) as a starting point to investigate the presence of species that we did not personally identify. We generally accepted literature records, although we scrutinized each record for dubious assertions due to suspected misidentifications, misinterpretations of cited records, and an inability to locate the confirming specimen. Since a large portion of the Upper Midwest caddisfly checklist can already be found in Rasmussen and Morse (2020) or elsewhere, we do not recreate the entire list in this paper, but instead provide it as a supplementary data file. Nomenclature follows that of Rasmussen and Morse (2020).

Differences in caddisfly assemblages relative to geography were examined with a non-metric multidimensional scaling (NMDS) ordination using the program PC-ORD v. 7 for Windows (Peck 2016). The data matrix consisted of presence ('1') or absence ('0') values for each species for each state. All species were weighted equally. The NMDS ordination was conducted using the default program settings, 250 randomized runs, and a Jaccard distance measure. A Monte Carlo test was conducted on each determined axis to assess its difference from a random ordination structure (Dexter et al. 2018).

Results

Based on examination of ~ 750,000 larval and adult specimens from nearly 4,000 collecting localities (Fig. 1) and a synthesis of the literature, we report 552 caddisfly species from the Upper Midwest, representing 21 families and 97 genera (Suppl. material 1). Of these, 131 species are reported for the first time from one or more states of the region (Table 1), including 62 from Iowa, 25 from Wisconsin, 18 from South Dakota, 12 from Illinois, five from Indiana, four from North Dakota, four from Minnesota, and one from Nebraska. More detailed collecting data about these species records are available in Suppl. material 2.

Michigan (319) had the greatest species richness, followed by Kentucky (296), Minnesota (292), and Wisconsin (284) (Fig. 2). Only 13 species (2%) were found in all Upper Midwest states, whereas 144 species (26%) were found in a single state (Suppl. material 1). Of these single-state species, 53 (37%) were found exclusively in Kentucky and 21 (15%) in Missouri. A total of 22 species are reported as regional endemics (Table 2).

The NMDS ordination of species presence or absence per state produced a two-dimensional solution (Fig. 2). The two axes reflected > 90% of variation within the dataset. Distribution of the 13 states in ordination space had a high congruence with states in geographic space.

Hydroptilidae (117 species) was the most species rich family, followed by Limnephilidae (82), and Leptoceridae (76) (Fig. 3). Those families, plus the Hydropsychidae and the Polycentropodidae collectively represented nearly 75% of all species richness. The most species rich genera were *Hydroptila* (56 species), *Hydropsyche* (35), and *Limnephilus* (31) (Suppl. material 1).

Table 1. The 131 new state species records reported herein. Species organized by family and genus. More detailed collecting data are available in Suppl. material 2.

Taxon	IA	IL	IN	MN	ND	NE	SD	WI
BRACHYCENTRIDAE								
<i>Brachycentrus fuliginosus</i> Walker, 1852	–	–	–	–	–	–	–	X
<i>B. lateralis</i> (Say, 1823)	X	–	–	–	–	–	–	–
<i>B. numerosus</i> (Say, 1823)	X	–	–	–	–	–	–	–
GLOSSOSOMATIDAE								
<i>Agapetus tomus</i> Ross, 1941	–	–	–	–	–	–	–	X
<i>Glossosoma parvulum</i> Banks, 1904	–	–	–	–	–	–	X	–
<i>Protoptila erotica</i> Ross, 1938	X	–	–	–	–	–	–	–
HELICOPSYCHIDAE								
<i>Helicopsyche borealis</i> (Hagen, 1861)	X	–	–	–	–	–	–	–
HYDROPSYCHIDAE								
<i>Cheumatopsyche aphanota</i> Ross, 1938	–	–	–	–	–	–	X	–
<i>C. campyla</i> Ross, 1938	–	–	–	–	–	–	X	–
<i>C. balima</i> Denning, 1948	X	–	–	–	–	–	–	–
<i>C. lasia</i> Ross, 1938	–	–	–	–	–	–	X	–
<i>C. minuscula</i> (Banks, 1907)	–	X	–	–	–	–	–	–
<i>C. oxa</i> Ross, 1938	X	–	–	–	–	–	–	–
<i>C. pasella</i> Ross, 1941	X	–	–	–	–	–	–	–
<i>Diplectrona modesta</i> Banks, 1908	X	–	–	–	–	–	–	–

Taxon	IA	IL	IN	MN	ND	NE	SD	WI
<i>Homoplectra doringa</i> (Milne, 1936)	-	X	-	-	-	-	-	-
<i>Hydropsyche aerata</i> Ross, 1938	X	-	-	-	-	-	-	-
<i>H. alternans</i> (Walker, 1852)	X	-	-	-	-	-	-	-
<i>H. arinale</i> Ross, 1938	X	-	-	-	-	-	-	-
<i>H. betteni</i> Ross, 1938	-	-	-	-	-	-	X	-
<i>H. dicantha</i> Ross, 1938	X	X	-	-	-	-	-	-
<i>H. hageni</i> Banks, 1905	X	-	-	-	-	-	-	-
<i>H. morosa</i> Hagen, 1861	-	-	-	-	-	-	X	-
<i>H. phalerata</i> Hagen, 1861	-	-	-	-	X	-	-	-
<i>H. scalaris</i> Hagen, 1861	X	-	-	-	-	-	-	-
<i>H. slossonae</i> Banks, 1905	X	-	-	-	-	-	-	-
<i>H. sparna</i> Ross, 1938	X	-	-	-	-	-	-	-
<i>Macrostemum carolina</i> (Banks, 1909)	X	-	-	-	-	-	-	-
<i>Parapsyche apicalis</i> (Banks, 1908)	X	-	-	-	-	-	-	-
HYDROPTILIDAE								
<i>Agraylea multipunctata</i> Curtis, 1834	X	-	-	-	-	-	-	-
<i>Hydroptila ajax</i> Ross, 1938	-	-	-	-	-	-	X	-
<i>H. albicornis</i> Hagen, 1861	X	-	-	-	-	-	-	-
<i>H. ampoda</i> Ross, 1941	-	-	-	-	-	-	-	X
<i>H. angusta</i> Ross, 1938	-	-	-	-	X	-	X	X
<i>H. arctia</i> Ross, 1938	-	-	-	-	-	-	X	-
<i>H. consimilis</i> Morton, 1905	-	-	-	-	-	-	X	-
<i>H. delineata</i> Morton, 1905	-	-	-	-	-	-	-	X
<i>H. grandiosa</i> Ross, 1938	X	-	-	-	-	-	-	-
<i>H. gunda</i> Milne, 1936	-	X	-	-	-	-	-	-
<i>H. metoeca</i> Blicke & Morse, 1954	-	-	-	-	-	-	-	X
<i>H. perditia</i> Morton, 1905	X	-	-	-	-	-	-	-
<i>H. quinola</i> Ross, 1947	-	-	-	-	-	-	-	X
<i>H. scolops</i> Ross, 1938	-	-	X	-	-	-	-	-
<i>H. tusculum</i> Ross, 1947	-	-	-	-	-	-	-	X
<i>H. xera</i> Ross, 1938	-	-	-	-	-	-	-	X
<i>Neotrichia minutisimella</i> (Chambers, 1873)	X	-	-	-	-	-	-	-
<i>N. vibrans</i> Ross, 1938	X	-	-	-	-	-	-	-
<i>Ochrotrichia alsea</i> Denning & Blicke, 1972	-	-	-	-	-	-	X	-
<i>O. arva</i> (Ross, 1941)	-	-	-	-	-	-	-	X
<i>O. riesi</i> Ross, 1944	-	-	-	-	-	-	-	X
<i>Orthotrichia cristata</i> Morton, 1905	X	-	-	-	-	-	-	-
<i>O. curta</i> Kingsolver & Ross, 1961	-	-	-	-	-	-	-	X
<i>Oxyethira forcipata</i> Mosely, 1934	X	-	-	-	-	-	-	-
<i>O. novasota</i> Ross, 1944	-	X	-	-	-	-	-	-
LEPIDOSTOMATIDAE								
<i>Lepidostoma griseum</i> (Banks, 1911)	-	X	-	-	-	-	-	-
<i>L. liba</i> Ross, 1941	X	-	-	-	-	-	-	-
<i>L. sommermanae</i> Ross, 1946	-	X	-	-	-	-	-	-
<i>L. togatum</i> (Hagen, 1861)	X	-	X	-	-	-	-	-
LEPTOCERIDAE								
<i>Ceraclea alagma</i> (Ross, 1938)	X	-	-	-	-	-	-	-
<i>C. alces</i> (Ross, 1941)	X	-	-	-	-	-	-	-
<i>C. ancylus</i> (Vorhies, 1909)	X	-	-	-	-	-	X	-
<i>C. cancellata</i> (Betten, 1934)	X	-	-	-	-	-	X	-
<i>C. enodis</i> Whitlock & Morse, 1994	X	-	-	-	-	-	-	-
<i>C. erratica</i> (Milne, 1936)	-	-	-	X	-	-	-	-
<i>C. maculata</i> (Banks, 1899)	-	-	-	-	-	-	X	-
<i>C. neffi</i> (Resh, 1974)	X	-	-	-	-	-	-	-
<i>C. nepha</i> (Ross, 1944)	X	-	-	-	-	-	-	-
<i>C. ophioderus</i> (Ross, 1938)	-	-	-	-	-	-	-	X
<i>C. resurgens</i> (Walker, 1852)	X	-	-	-	-	-	-	-
<i>C. spongillovorax</i> (Resh, 1974)	X	-	-	-	-	-	-	-

Taxon	IA	IL	IN	MN	ND	NE	SD	WI
<i>C. transversa</i> (Hagen, 1861)	X	–	–	–	–	–	–	–
<i>Leptocerus americanus</i> (Banks, 1899)	–	–	–	–	–	X	X	–
<i>Mystacides interjectus</i> (Banks, 1914)	X	–	–	–	–	–	–	–
<i>Nectopsyche diarina</i> (Ross, 1944)	X	–	–	–	–	–	–	–
<i>N. exquisita</i> (Walker, 1852)	X	–	–	–	–	–	–	–
<i>N. pavidata</i> (Hagen, 1861)	X	–	–	–	–	–	–	–
<i>Oecetis avara</i> (Banks, 1905)	–	–	–	–	–	–	X	–
<i>O. ditissa</i> Ross, 1966	–	–	–	–	–	–	–	X
<i>O. immobilis</i> (Hagen, 1861)	X	–	–	–	–	–	–	–
<i>O. nocturna</i> Ross, 1966	–	–	–	–	X	–	–	X
<i>O. ochracea</i> Curtis, 1825	X	–	–	–	–	–	–	–
<i>Trienodes aba</i> Milne, 1935	X	–	–	–	–	–	–	–
<i>T. baris</i> Ross, 1938	X	–	–	–	–	–	–	–
<i>T. cumberlandensis</i> Etnier & Way, 1973	–	X	–	–	–	–	–	–
<i>T. ignitus</i> (Walker, 1852)	X	–	–	–	–	–	–	–
<i>T. marginatus</i> Sibley, 1926	X	–	–	–	–	–	–	–
<i>T. melaca</i> Ross, 1947	X	–	–	–	–	–	–	X
LIMNEPHILIDAE								
<i>Asynarchus mutatus</i> (Hagen, 1861)	–	–	–	–	–	–	–	X
<i>Chilostigmodes aeroelatus</i> (Walker, 1852)	–	–	–	X	–	–	–	–
<i>Hydatophylax argus</i> (Harris, 1869)	X	–	–	–	–	–	–	–
<i>Ironoquia punctatissima</i> (Walker, 1852)	X	–	–	–	–	–	–	–
<i>Limnephilus castor</i> Ross & Merkle, 1952	–	–	–	–	–	–	X	–
<i>L. femoralis</i> Kirby, 1837	–	–	–	–	–	–	–	X
<i>Platycentropus amicus</i> (Hagen, 1861)	X	–	–	–	–	–	–	–
<i>Pseudostenophylax uniformis</i> (Betten, 1934)	X	–	–	–	–	–	–	–
<i>Psychoglypha subborealis</i> (Banks, 1924)	–	–	–	X	–	–	–	–
<i>Pycnopsyche guttifera</i> (Walker, 1852)	X	–	–	–	–	–	–	–
PHILOPOTAMIDAE								
<i>Chimarra aterrima</i> Hagen, 1861	X	–	–	–	–	–	–	–
<i>C. obscura</i> (Walker, 1852)	X	–	–	–	–	–	–	–
<i>Dolophilodes distincta</i> (Walker, 1852)	–	X	–	–	–	–	–	–
<i>Wormaldia moesta</i> (Banks, 1914)	X	–	–	–	–	–	–	–
<i>W. shawnee</i> (Ross, 1938)	–	–	X	–	–	–	–	X
PHRYGANEIDAE								
<i>Agrypnia straminea</i> Hagen, 1873	–	–	X	–	–	–	–	–
<i>A. vestita</i> (Walker, 1852)	X	–	–	–	–	–	–	–
<i>Oligostomis pardalis</i> (Walker, 1852)	–	–	–	–	–	–	–	X
<i>Pilostomis angustipennis</i> (Hagen, 1873)	–	X	–	–	–	–	–	–
POLYCENTROPODIDAE								
<i>Cernotina spicata</i> Ross, 1938	–	–	–	X	–	–	–	X
<i>Holocentopus melanae</i> Ross, 1938	–	–	–	–	–	–	–	X
<i>H. picicornis</i> (Stephens, 1836)	–	–	–	–	X	–	–	–
<i>Neureclipsis piersoni</i> Frazer & Harris, 1991	–	X	X	–	–	–	–	–
<i>Nyctiophylax moestus</i> Banks, 1911	–	–	–	–	–	–	X	–
<i>Plectrocnemia albipuncta</i> Banks, 1930	–	–	–	–	–	–	–	X
<i>P. clinei</i> Milne, 1936	–	–	–	–	–	–	–	X
<i>P. icula</i> (Ross, 1941)	–	–	–	–	–	–	–	X
<i>Polycentropus centralis</i> Banks, 1914	X	–	–	–	–	–	–	–
<i>P. confusus</i> Hagen, 1861	X	–	–	–	–	–	–	–
PSYCHOMYIIDAE								
<i>Psychomyia flavida</i> Hagen, 1861	X	–	–	–	–	–	–	–
RHYACOPHILIDAE								
<i>Rhyacophila vibox</i> Milne, 1936	X	–	–	–	–	–	–	–
THREMMATIDAE								
<i>Neophylax ayanus</i> Ross, 1938	–	X	–	–	–	–	–	–
Total	62	12	5	4	4	1	18	25

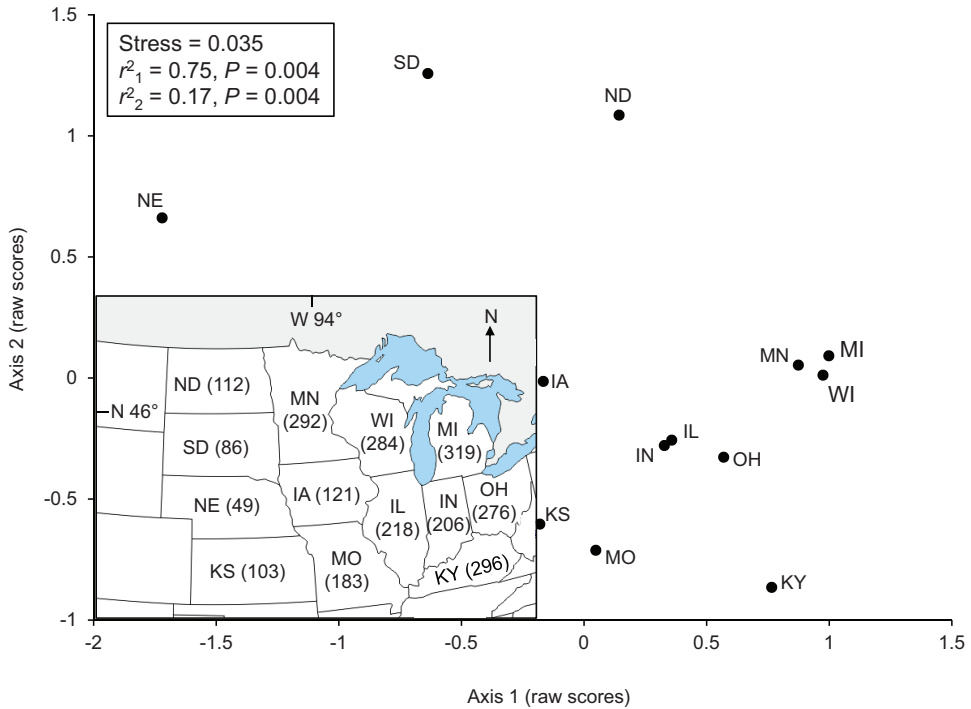


Figure 2. The 13 states of the Upper Midwest region delineated by location and by the results of an NMDS ordination of caddisfly species presence or absence per state. Total number of species for each state in parentheses. State abbreviations in Fig. 1.

Discussion

The majority of our reported new state records are species found in at least one other Upper Midwest state. Many of these species, such as *Ceraclea maculata* (Banks) (Leptoceridae) in South Dakota or *Psychomyia flavida* Hagen (Psychomyiidae) in Iowa, are common and widespread throughout the region. Thus, their recent discovery almost certainly reflects a lack of collecting in particular states.

Conversely, a few of our reported species represent some interesting range extensions. *Chilostigmodes aeroelatus* (Walker) (Limnephilidae) is known throughout Alaska and Canada (Rasmussen and Morse 2020), and our Minnesota collection represents the first record of the genus and species within the lower 48 states. *Limnephilus femoralis* Kirby (Limnephilidae) is a northern Holarctic species which has recently been collected in Michigan (Houghton 2020) and Wisconsin, in addition to the states of Maine and Washington (Rasmussen and Morse 2020). *Triaenodes cumberlandensis* Etnier and Way (Leptoceridae) was known only from the southeastern USA prior to our collection in Illinois. *Glossosoma parvulum* Banks (Glossosomatidae), *Ochrotrichia alsea* Denning & Blickle (Hydroptilidae), and *Limnephilus castor* Ross & Merkley (Limnephilidae) are all western species (Rasmussen and Morse 2020), and our records of them in western

Table 2. The 22 species that are global endemics to the Upper Midwestern region, organized by family and genus, and with known number of collection localities and recent collection year. Superscript references are after the table.

Taxon	IL	KY	MI	MN	MO	ND	NE	OH	No. localities	Collected
GLOSSOSOMATIDAE										
<i>Agapetus artesus</i> Ross, 1938	–	–	–	–	X	–	–	–	3	2017 ^a
<i>Proptoptila talola</i> Denning, 1948	–	–	–	X	–	–	–	–	1	1941 ^b
HYDROPTILIDAE										
<i>Hydroptila danieli</i> Harris & Armitage, 2011	–	–	–	–	–	–	–	X	6	1998 ^c
<i>H. howelli</i> Houp, Houp & Harris, 1998	–	X	–	–	–	–	–	–	3	1998 ^d
<i>H. kuehnei</i> Houp, Houp, & Harris, 1998	–	X	–	–	–	–	–	–	5	1998 ^d
<i>H. paraxella</i> Harris & Armitage, 2011	–	X	–	–	–	–	–	X	3	2008 ^c
<i>Neotrichia paraokopa</i> Keth, 2015	–	–	–	–	X	–	–	–	1	2013 ^d
<i>N. staufferi</i> Keth, 2015	X	–	–	–	–	–	–	–	1	2013 ^d
<i>Oxyethira itasca</i> Monson & Holzenthal, 1993	–	–	X	X	–	–	–	–	~20	2014 ^e
LEPTOCERIDAE										
<i>Ceraclea brevis</i> (Etnier, 1968)	–	–	–	X	–	–	–	–	1	1965 ^b
<i>C. erulla</i> (Ross, 1938)	–	–	–	–	–	–	–	X	1	1930s ^b
<i>C. maccalmonti</i> Moulton & Stewart, 1992	–	–	–	–	X	–	–	–	2	2002 ^f
<i>Setodes truncatus</i> Houghton 2021	–	–	X	–	–	–	–	–	2	2019 ^e
<i>Triaenodes phalacris</i> Ross, 1938	–	–	–	–	–	–	–	X	1	1930s ^b
LIMNIPHILIDAE										
<i>Chilostigma itasca</i> Wiggins 1975	–	–	–	X	–	–	–	–	4	2020 ^e
<i>Glyphopsyche missouri</i> Ross, 1944	–	–	–	–	X	–	–	–	2	2017 ^a
<i>Ironoquia plattensis</i> Alexander & Whiles, 2000	–	–	–	–	–	–	X	–	~25	2013 ^g
POLYCENTROPODIDAE										
<i>Cernotina ohio</i> Ross, 1939	–	–	–	–	–	–	–	X	1	1930s ^b
<i>Holocentropus chellus</i> (Denning, 1964)	–	–	–	–	–	X	–	–	1	1960s ^b
<i>H. milaca</i> (Etnier, 1968)	–	–	X	X	–	–	–	–	6	2021 ^e
<i>Plectrocnemia sabulosa</i> (Leonard & Leonard, 1949)	–	–	X	–	–	–	–	–	5	2019 ^e
<i>Polycentropus neiswanderi</i> Ross, 1947	X	X	–	–	–	–	–	X	4	1990s ^{c,d}

^aMabee et al. (2019), ^bknown only from holotype, ^cArmitage et al. (2011), ^dFloyd et al. (2012), ^eArmitage et al. (2015), ^fcollected by the authors, ^gFerro and Sites 2007, ^hVivian et al. 2013

South Dakota probably represent the eastern edge of their range. *Cernotina spicata* Ross (Polycentropodidae) was collected from both Wisconsin and Minnesota, thereby extending the known range of the species and the genus westward by nearly 800 km.

The 22 documented endemic species represent 4% of the total caddisfly fauna of the Upper Midwest. Not surprisingly, most of these species are rare and have been found at < 10 total localities throughout their ranges (Table 2). Most of the species have been collected within the last 10–20 years. The exceptions include *Ceraclea brevis* (Etnier), *C. erulla* (Ross), *Triaenodes phalacris* Ross (Leptoceridae), *Cernotina ohio* Ross, *Holocentropus chellus* (Denning) (Polycentropodidae), and *Proptoptila talola* Denning (Glossosomatidae), all of which are known only from their respective holotypes and have not been collected in > 50 years. *Ceraclea brevis* and *P. talola* are the subjects

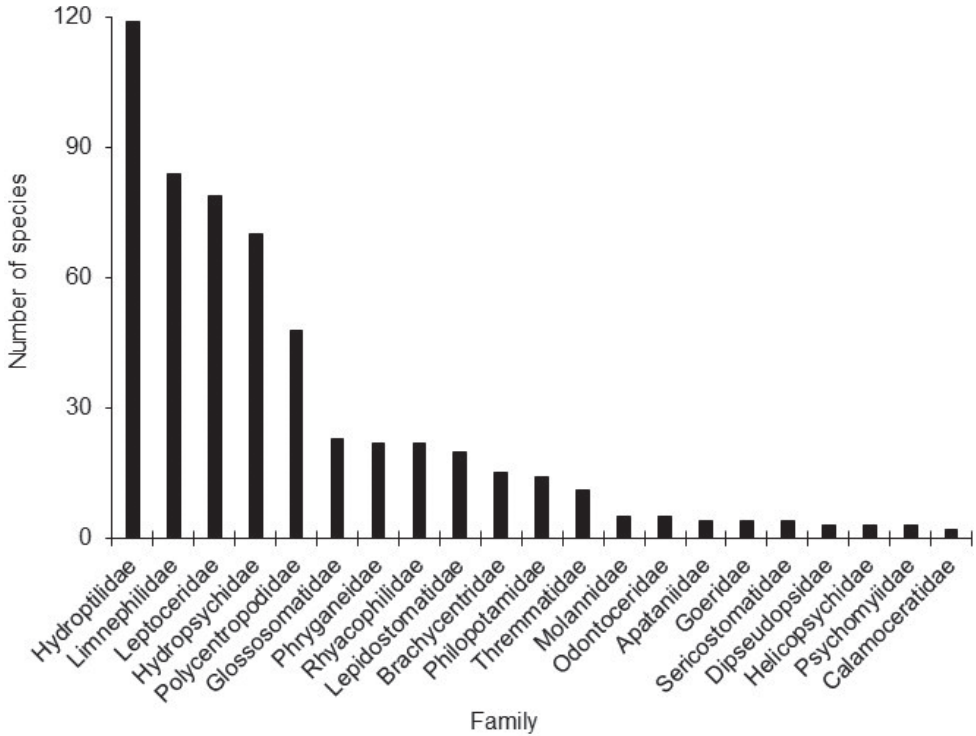


Figure 3. The total number of caddisfly species within each family known from the Upper Midwest region. $N = 552$ total species.

of taxonomic uncertainty due to the similarities of their holotypes to *C. tarsipunctata* (Vorhies) and *P. tenebrosa* (Walker), respectively (Houghton 2012). The uncertainty is compounded by the poor state of the holotype specimens. The holotype for *H. chellus* is in a similarly poor state (Nimmo 1986). *Ironoquia plattensis* Alexander & Whiles (Limnephilidae) is almost certainly the best studied of all Upper Midwest endemics. It is known from a series of locations within the Platte River drainage in Nebraska, where it appears to be decreasing in both prevalence and abundance due to drought, habitat loss, and cattle grazing (Harner and Geluso 2012; Vivian 2013).

The congruence of state species assemblages with geographic location was noteworthy and probably due to a combination of factors. Both latitude and longitude have been previously shown to affect caddisfly assemblages (Moulton and Stewart 1996; Houghton 2004; Blinn and Ruiter 2013; Shah et al. 2014). While some assemblage differences in our study certainly reflect species replacement over geographic distance, a large portion of the eastern-to-western gradient was probably also due to low species richness in the

western prairie states of the region, namely Kansas, Nebraska, North Dakota, and South Dakota (Fig. 2). Indeed, Nebraska has fewer known total caddisfly species (49) than what was frequently collected from a single blacklight trap in northern Minnesota, Michigan, or Wisconsin. This lower richness is probably due to a combination of the naturally arid environment of the western states (McNeely 2003), a high level of habitat degradation due primarily to agriculture (Houghton 2021), and a lack of sampling effort. Even basic species checklists have yet to be compiled for Nebraska and South Dakota. Iowa, similarly, had limited sampling effort prior to this study, and the known species richness of the state more than doubled based on the new records reported herein. Further sampling effort in the western portion of the Upper Midwest region will be needed to clarify the actual caddisfly assemblages and their correspondence with geographic location.

The total determined caddisfly species richness of the Upper Midwest region currently represents 37% of all described species from the United States and Canada, as well as 63% of genera and 81% of families (Rasmussen and Morse 2020). It is likely that many new caddisfly species remain to be discovered in the region. For example, Illinois is one of the best-collected states in both the Upper Midwest region and in the entire USA (Ross 1938; Ross 1944), and yet we found 12 new species records from the state. Future research should focus on states with minimal collecting effort, such as Nebraska and South Dakota, since these states undoubtedly still contain undiscovered caddisfly records.

Acknowledgements

Primary funding for this research came from a U.S. Environmental Protection Agency Science to Achieve Results Fellowship and Minnesota Natural Heritage and Nongame Research Program grant to DCH, and from U.S. Department of Interior (INT RD X-1-R-1), National Science Foundation (DEB 09-18805 ARRA), Illinois State Wildlife (IDNR FWS T-121-R-1), and Indiana Department of Natural Resources (E16-21-40777, 0017556043) grants to RED. Further support came from the Hillsdale College (HC) biology department, grants from the Huron Mountain Wildlife Foundation, several HC LAUREATES grants to DCH and affiliated students, and a HC Faculty Summer Leave grant. Funding to support KLS for surveys of state-owned properties in Wisconsin came from the Wisconsin Department of Natural Resources, Natural Heritage Inventory.

We appreciate the efforts of all who have collected, sorted, and identified caddisflies from this large region over the last 20 years, including Benjamin Albers, Geoffrey Archibald, Doug Bidlack, Dean Blinn, Chris Bowyer, Kelsey Brakel, Kiralyn Brakel, Henry Deese, Mikayla Dove, Lily Erickson, David Etnier, Christine Fenendael, Erin Flaherty, Mike Floyd, Erin Furmaga, Mark Galatowitsch, James Glover, Hannah Goble, Kim Ha, Lily Hart, Robert Kintz, Kyler Kuzio, Ryan Lardner, Grace Lewis, Travis Ling, Faith Linton, Brooklyn Little, Caitlin Lowry, Connie Loruss, Emily Malcolm, Bilyana McLeod, Evan Newman, Bridget O'Leary, Joel Parker, Sally Petrella, Megan Phelps, David Ruitter, Sarah Salow, Karen Schultz, Guenter Schuster, Logan Shoup, Mary Clare Smith, Eric South, Erich Steger, Peter Thistleton, Shelby Tone, Sydney Tone, Eleanor

Valle, Jeff Van Zant, Lydia Wassink, Daniel Wright, Mia Young, Jennifer Zaspel, and Jessica Zeglin. Special thanks are due to Johanna Birchem, Nick Connell, Jared Engresser, Kyle Johnson, Gretchen Mehmel, and Charlie Tucker for collecting specimens of *Chilostigmodes aeroelatus*. We also appreciate access to the vast larval specimen databases maintained by the Iowa and Wisconsin Departments of Natural Resources.

Permits to collect in the state parks of Michigan and Minnesota were provided by Alicia Selden (Michigan Department of Natural Resources) and Ed Quinn (Minnesota Department of Natural Resources), respectively. The sampling of Sleeping Bear Dunes National Lakeshore was conducted under permit SLBE-2014-SCI-0002, facilitated by Kevin Skerl. The Saint Croix National Scenic Waterway was sampled under permits SACN-2013-SCI-0003 and SACN-2016-SCI-0001, facilitated by Jill Midland. The staff at Pictured Rocks National Lakeshore granted access to streams under permits PIRO-2010-0008 and PIRO-2013-0002. Permission to sample in the Huron Mountains of Michigan was provided by the Huron Mountain Wildlife Foundation. Permission to sample at the Black River Ranch of Michigan was provided by the Black River Ranch Board of Directors. Permission to sample at Sarah Jane's Natural Area of Michigan was provided by John Bagley and Andrew Bacon (Michigan Nature Association).

Google Earth base maps were used following permission guidelines (<https://www.google.com/permissions/geoguidelines/attr-guide/>). The valuable comments of Desiree Robertson and Paul Frandsen improved earlier version of the manuscript. This is paper #30 of the G.H. Gordon BioStation Research Series.

References

- Armitage BJ, Harris SC, Schuster GA, Usis JD, MacLean DB, Foote BA, Bolton MJ, Garono RJ (2011) Atlas of Ohio aquatic insects, Volume 1: Trichoptera. Ohio Biological Survey Miscellaneous Contributions, 13pp.
- Armitage BJ, Keth AC, Harris SC (2015) The genus *Neotrichia* Morton (Trichoptera: Hydroptilidae) in North America, Mexico, and the Caribbean Islands. The Caddis Press.
- Blinn DW, Ruitter DE, Flint Jr OS (2009) Notes on a collection of caddisflies (Trichoptera) from Carroll County, Iowa, USA. Proceedings of the Entomological Society of Washington 111: 151–158. <https://doi.org/10.4289/0013-8797-111.1.151>
- Blinn DW, Ruitter DE (2013) Tolerance values and effects of selected environmental determinants on caddisfly (Trichoptera) distribution in northwest and north central Washington, USA. Western North American Naturalist 73: 270–294. <https://doi.org/10.3398/064.073.0302>
- Bolton MJ, Macy SK, DeWalt RE, Jacobus LM (2019) New Ohio and Indiana records of aquatic insects (Ephemeroptera, Plecoptera, Trichoptera, Coleoptera: Elmidae, Diptera: Chironomidae). Ohio Biological Survey Notes 9: 1–15.
- DeWalt RE, South EJ (2015) Ephemeroptera, Plecoptera, and Trichoptera on Isle Royale National Park, USA, compared to mainland species pool and size distribution. ZooKeys 532: 137–158. <https://doi.org/10.3897/zookeys.532.6478>

- DeWalt RE, South EJ, Robertson DR, Marburger JE, Smith WW, Brinson V (2016) Mayflies, stoneflies, and caddisflies of streams and marshes of Indiana Dunes National Lakeshore, USA. *ZooKeys* 556: 43–63. <https://doi.org/10.3897/zookeys.556.6725>
- Dexter E, Rollwagen-Bollens G, Bollens SM (2018) The trouble with stress: a flexible method for the evaluation of nonmetric multidimensional scaling. *Limnology and Oceanography: Methods* 16: 434–443. <https://doi.org/10.1002/lom3.10257>
- Etnier DA (1965) An annotated list of the Trichoptera of Minnesota, with description of a new species. *Entomological News* 76: 141–152.
- Evans R, Floyd M, Etnier D, Vogel M (2017) New records of Caddisflies (Insecta: Trichoptera) from Kentucky. *Entomological News* 127: 117–122. <https://doi.org/10.3157/021.127.0206>
- Ferro ML, Sites RW (2007) The Ephemeroptera, Plecoptera, and Trichoptera of Missouri State Parks, with notes on biomonitoring, mesohabitat associations, and distribution. *Journal of the Kansas Entomological Society* 80: 105–129. [https://doi.org/10.2317/0022-8567\(2007\)80\[105:TEPATO\]2.0.CO;2](https://doi.org/10.2317/0022-8567(2007)80[105:TEPATO]2.0.CO;2)
- Floyd MA, Moulton JK, Schuster GA, Parker CR, Robinson J (2012) An annotated checklist of the caddisflies (Insecta: Trichoptera) of Kentucky. *Journal of the Kentucky Academy of Science* 73: 4–40. <https://doi.org/10.3101/1098-7096-73.1.4>
- Hamilton SW, Schuster GA, DuBois MB (1983) Checklist of the Trichoptera of Kansas. *Transactions of the Kansas Academy of Science* 86: 10–23. <https://doi.org/10.2307/3628419>
- Harner MJ, Geluso K (2012) Effects of cattle grazing on Platte River caddisflies (*Isonychia plattensis*) in central Nebraska. *Freshwater Science* 31: 389–394. <https://doi.org/10.1899/11-147.1>
- Harris SC, Lago PK, Carlson RB (1980) Preliminary survey of the Trichoptera of North Dakota. *Proceedings of the Entomological Society of Washington* 82: 39–43.
- Hilsenhoff WH (1995) Aquatic insects of Wisconsin. Keys to Wisconsin genera and notes on biology, habitat, distribution and species. Publication No. 3, Natural History Museums Council, University of Wisconsin-Madison, 79 pp.
- Houghton DC (2012) Biological diversity of Minnesota caddisflies. *ZooKeys* 189: 1–389. <https://doi.org/10.3897/zookeys.189.2043>
- Houghton DC (2016) The caddisflies (Trichoptera) of an undisturbed Lower Michigan habitat. *The Great Lakes Entomologist* 49: 41–54.
- Houghton DC (2018) When to sample adult caddisflies: data from a five-year study of a first-order Michigan (USA) stream. *Journal of Freshwater Ecology* 33: 211–221. <https://doi.org/10.1080/02705060.2018.1431968>
- Houghton DC (2020) New state species records and noteworthy re-captures of Michigan (USA) Trichoptera. *The Great Lakes Entomologist* 53: 47–52.
- Houghton DC (2021) Assessment of stream conditions and anthropogenic disturbance of the northcentral United States. *Journal of Freshwater Ecology* 36: 1–12. <https://doi.org/10.1080/02705060.2020.1861119>
- Houghton DC, Holzenthal RW, Monson MP, MacLean DB (2001) Updated checklist of the Minnesota caddisflies (Trichoptera) with geographic affinities. *Transactions of the American Entomological Society* 127: 495–512.
- Houghton DC, DeWalt RE, Pytel AJ, Brandin CM, Rogers SE, Ruiter DE, Bright E, Hudson PL, Armitage BJ (2018) Updated checklist of the Michigan (USA) caddisflies, with

- regional and habitat affinities. *ZooKeys* 730: 57–74. <https://doi.org/10.3897/zookeys.730.21776>
- Leonard JW, Leonard FA (1949) An annotated list of Michigan Trichoptera. *Occasional Papers of the Museum of Zoology, University of Michigan* 522: 1–35.
- Longridge JW, Hilsenhoff WL (1973) Annotated list of the Trichoptera (caddisflies) in Wisconsin. *Wisconsin Academy of Science, Arts, and Letters* 61: 241–256.
- Mabee W, Schuhmann A, Poulton B, Gironde J, Swee W, Buckley T, Bowles D, Bowles B, Rhodes R (2019) Reaffirmed occurrence of two vulnerable caddisfly species of conservation concern. *Missouri Department of Conservation Science Notes* 14: e1.
- MAFWA (2021) Midwest Association of Fish and Wildlife Agencies. <https://www.mafwa.org/> [Accessed 25 May 2021]
- McNeely JA (2003) Biodiversity in arid regions: values and perceptions. *Journal of Arid Environments* 54: 61–70. <https://doi.org/10.1006/jare.2001.0890>
- Morse JC, Holzenthal RW, Robertson DR, Rasmussen AK, Currie DC. (2019) Trichoptera, Chapter 19. In: Merritt RW, Cummins KW, Berg MB (Eds) *An Introduction to the Aquatic Insects of North America*. Kendall Hunt, Dubuque, IA, 1498 pp.
- Moulton SR, Stewart KW (1996) Caddisflies (Trichoptera) of the interior highlands of North America. *Memoirs of the American Entomological Institute* 56: 1–313.
- Nimmo AP (1986) The adult Polycentropodidae of Canada and adjacent United States. *Questiones Entomologicae* 22: 143–252.
- Peck J (2016) *Multivariate Analysis for Ecologists: Step-by-Step*. MJM Software, Glenden Beach, Oregon, 192 pp.
- Rasmussen AK, Morse J (2020) *Distributional Checklist of Nearctic Trichoptera (2020 Revision)*. Unpublished, Florida A&M University, Tallahassee, 498 pp. <http://www.Trichoptera.org>
- Resh VH (1975) A distributional study of the caddisflies of Kentucky. *Transactions of the Kentucky Academy of Science* 36: 6–16.
- Ross HH (1938) Descriptions of Nearctic caddis flies (Trichoptera) with special reference to the Illinois species. *Bulletin of the Illinois Natural History Survey* 21: 101–83. <https://doi.org/10.21900/j.inhs.v21.261>
- Ross HH (1944) The caddis flies, or Trichoptera, of Illinois. *Bulletin of the Illinois Natural History Survey* 23:1–326. <https://doi.org/10.21900/j.inhs.v23.199>
- Shah DN, Domisch S, Pauls SU, Haase P, Jähnig SC (2014) Current and future latitudinal gradients in stream macroinvertebrate richness across North America. *Freshwater Science* 33: 1136–1147. <https://doi.org/10.1086/678492>
- Waltz RD, McCafferty WP (1983) *The caddisflies of Indiana*. Agricultural Experimental Station Bulletin 978, Purdue University, Lafayette, IN.
- Vivian LA, Cavallaro M, Kneeland K, Lindroth E, Hoback WW, Farnsworth-Hoback KM, Harms RR, Foster JE (2013) Current known range of the Platte River caddisfly, *Ironoquia plattensis*, and genetic variability among populations from three Nebraska Rivers. *Journal of Insect Conservation* 17: 885–895. <https://doi.org/10.1007/s10841-013-9570-z>
- Zuellig RE, Heinold BD, Kondratieff BC, Ruiter DE (2012) Diversity and distribution of mayflies (Ephemeroptera), stoneflies (Plecoptera), and caddisflies (Trichoptera) of the South Platte River Basin, Colorado, Nebraska, and Wyoming, 1873–2010. *U.S. Geological Survey Data Series* 606: 1–257. <https://doi.org/10.3133/ds606>

Supplementary material 1

Current checklist of 552 caddisfly species known from the Upper Midwest region

Authors: David C. Houghton, R. Edward DeWalt, Todd Hubbard, Kurt L. Schmude, Jeffrey J. Dimick, Ralph W. Holzenthal, Roger J. Blahnik, James L. Snitgen

Data type: species data

Copyright notice: This dataset is made available under the Open Database License (<http://opendatacommons.org/licenses/odbl/1.0/>). The Open Database License (ODbL) is a license agreement intended to allow users to freely share, modify, and use this Dataset while maintaining this same freedom for others, provided that the original source and author(s) are credited.

Link: <https://doi.org/10.3897/zookeys.1111.72345.suppl1>

Supplementary material 2

Collection data for the 131 new state species records

Authors: David C. Houghton, R. Edward DeWalt, Todd Hubbard, Kurt L. Schmude, Jeffrey J. Dimick, Ralph W. Holzenthal, Roger J. Blahnik, James L. Snitgen

Data type: species data

Explanation note: Copyright notice: This dataset is made available under the Open Database License (<http://opendatacommons.org/licenses/odbl/1.0/>). The Open Database License (ODbL) is a license agreement intended to allow users to freely share, modify, and use this Dataset while maintaining this same freedom for others, provided that the original source and author(s) are credited.

Link: <https://doi.org/10.3897/zookeys.1111.72345.suppl2>