

Redescription of *Japanagromyza inferna* Spencer, first recorded from Brazil, and a key to the Neotropical species of *Japanagromyza* Sasakawa (Diptera, Agromyzidae)

Viviane Rodrigues de Sousa¹, Márcia Souto Couri¹

¹ Department of Entomology, Museu Nacional, Quinta da Boa Vista, São Cristóvão, Rio de Janeiro, 20940-040, Brazil

Corresponding author: Viviane Rodrigues de Sousa (sousavrodrigues@gmail.com)

Academic editor: T. Dikow | Received 3 September 2013 | Accepted 8 January 2014 | Published 28 January 2014

Citation: de Sousa VR, Couri MS (2014) Redescription of *Japanagromyza inferna* Spencer, first recorded from Brazil, and a key to the Neotropical species of *Japanagromyza* Sasakawa (Diptera, Agromyzidae). ZooKeys 374: 45–55. doi: 10.3897/zookeys.374.6188

Abstract

Japanagromyza inferna Spencer is recorded for the first time from Brazil, in the North coast of the State of Rio de Janeiro, inducing galls in *Centrosema virginianum* L. (Fabaceae). The species is redescribed, with illustrations of male and female terminalia. A key to the identification of the Neotropical species of *Japanagromyza* Sasakawa is presented.

Keywords

Morphology, taxonomy, insect-plant interactions, gall-inducing, new records

Introduction

Japanagromyza Sasakawa has currently 80 known species in the world (Lonsdale 2013) and is represented by 30 in the neotropics (Martinez and Etienne 2002, Etienne and Martinez 2003, Sasakawa 2005, Boucher and Hanson 2006, Boucher 2010). Only one species has been recorded from Brazil (São Paulo), *J. macroptilivora* Esposito & Prado (Esposito and Prado 1993). Some species are known to induce galls in plants, 15 of them are associated with plants of the Fabaceae family (Benavent-Corai et al. 2005) and other species are known to induce mines in crop plants (Spencer and Stegmaier 1973).

Japanagromyza is morphologically similar to *Agromyza* Fallén and *Melanagromyza* Hendel, although its species can be recognized by the following combination of characters: halter yellow, white, uniformly dark brown or variegated on top or inside of dark knob; thorax with two pairs of dorsocentral setae (rarely three pairs, but anterior ones only a little longer than acrostichals); one pair of scutellar setae (rarely absent); fore tibia with lateral setae in the middle (see Sasakawa 2010 for a complete description of the genus).

Japanagromyza inferna Spencer was originally described from Bahamas, with no information on the host plant (Spencer and Stegmaier 1973). Spencer et al. (1992) reported this species from Guadeloupe, also with no data on the host plant. Years later Etienne and Martinez (2003) recorded from Guadalupe and Saint Christopher, inducing leaf galls on *Centrosema virginianum* L. (Fabaceae). *C. virginianum* is found throughout South America in forest scrub, “caatinga” and woodlands (Schultze-Kraft et al. 1990). Other species of Agromyzidae recorded as pests in plants of the genus *Centrosema* Benth. are *Ophiomyia centrosematis* (Meijere), *M. phaseoli* Tryon, causing damage and influencing plant growth (Lenné et al. 1990), *Japanagromyza centrosematifolii* forming mines in *C. virginianum* and *C. pubescens* (Etienne and Martinez 2003) and *J. centrosemae* Frost, known on *C. pubescens* (Spencer 1990).

The main aim of this paper is to present a redescription of *J. inferna*, including characters not yet described, and a key to the 30 Neotropical species of the genus *Japanagromyza*.

Material and methods

Collections were made bimonthly, from July 2011 to March 2012, in sandbanks in the North coast of the State of Rio de Janeiro (Fig. 1). The localities investigated were Arraial do Cabo, Grussaí (São João da Barra) and Saquarema (coordinates under material examined). In addition to these locations, an extra collection was made in the Marambaia sandbank, also located in Rio de Janeiro (Fig. 1).

To obtain material, branches of the plants with galls were removed and taken to the laboratory. The branches were placed in plastic pots, covered with organza and elastic for rearing and emergence of the adults. After emergence, adults were mounted on entomological pins and were deposited in the collection of Museu Nacional, Universidade Federal do Rio de Janeiro.

The terminalia were clarified in potassium 10% hydroxide for dissection under stereomicroscope and drawn using a camera lucida. Digital images of the gall, pupae and adult were prepared using a Leica MZ 16 optical microscope and the software program AutoMontage Pro by Syncrosopy. The species identification and the key to Neotropical species were based on the original descriptions. The terminology was based on Boucher 2010.

Results

***Japanagromyza inferna* Spencer, 1973**

http://species-id.net/wiki/Japanagromyza_inferna

Material examined. BRAZIL, RIO DE JANEIRO: Saquarema: 22°56'06"S, 42°4'43"W. 3 ♂, 1 ♀, 01. VI. 2012. Col. V.R. Sousa; 22°56'03"S, 42°24'16"W. 3 ♂, 3 ♀, 18. XI. 2011. Col. V.R. Sousa; 1 ♂ and 2 ♀, 19 XI 2011. Col. V.R. Sousa. Arraial do Cabo: 22°57'00"S, 42°05'05"W. 1 ♀, 01. VI. 2012. Col. V.R. Sousa. Grussaí: 21°43'42.5"S, 41°01'46.2"W. 1 ♂, 29. I. 2012. Col. V.R. Sousa; 21°44'36.3"S, 41°01'44.7"W. 1 ♂, 01. II. 2012. Col. V.R. Sousa. Marambaia: 17m 23°02'56"S, 43°37'51"W. 1 ♂, 4 ♀, 03. II. 2012. Col. V.R. Sousa. All forming galls in *Centrosema virginianum* (L.) Benth.

Redescription. Male. (Fig. 2) - Body length: 2.5–2.6 mm. Wings length: 2.4mm.

Color. Frons black dull, paler brownish at orbits level; face dark; fronto-orbital plate and ocellar triangle shining black; lunule gray pollinose; antenna black with apex of pedicel and base of postpedicel brown; arista black; palpus black; proboscis brown with labellum paler yellow with long yellow setae; thorax black with greenish reflections; halteres yellow, brown at base; calypters and fringe yellow; legs black with copper reflections; pulvilli white; abdomen black with copper reflections.

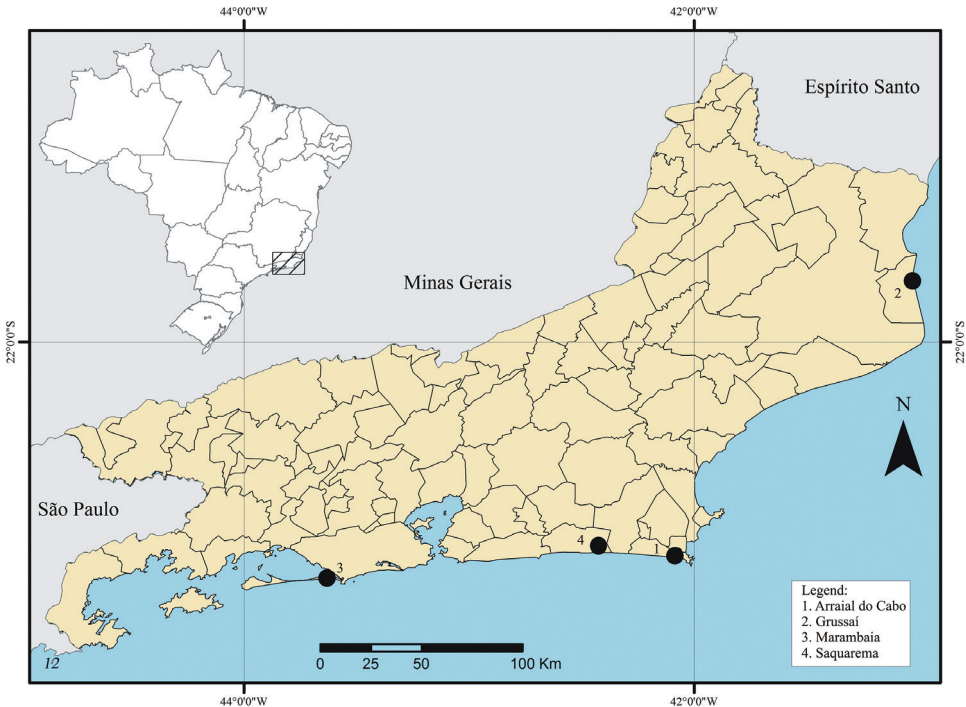


Figure 1. Map with the records localities of *Japanagromyza inferna* Spencer in Rio de Janeiro.



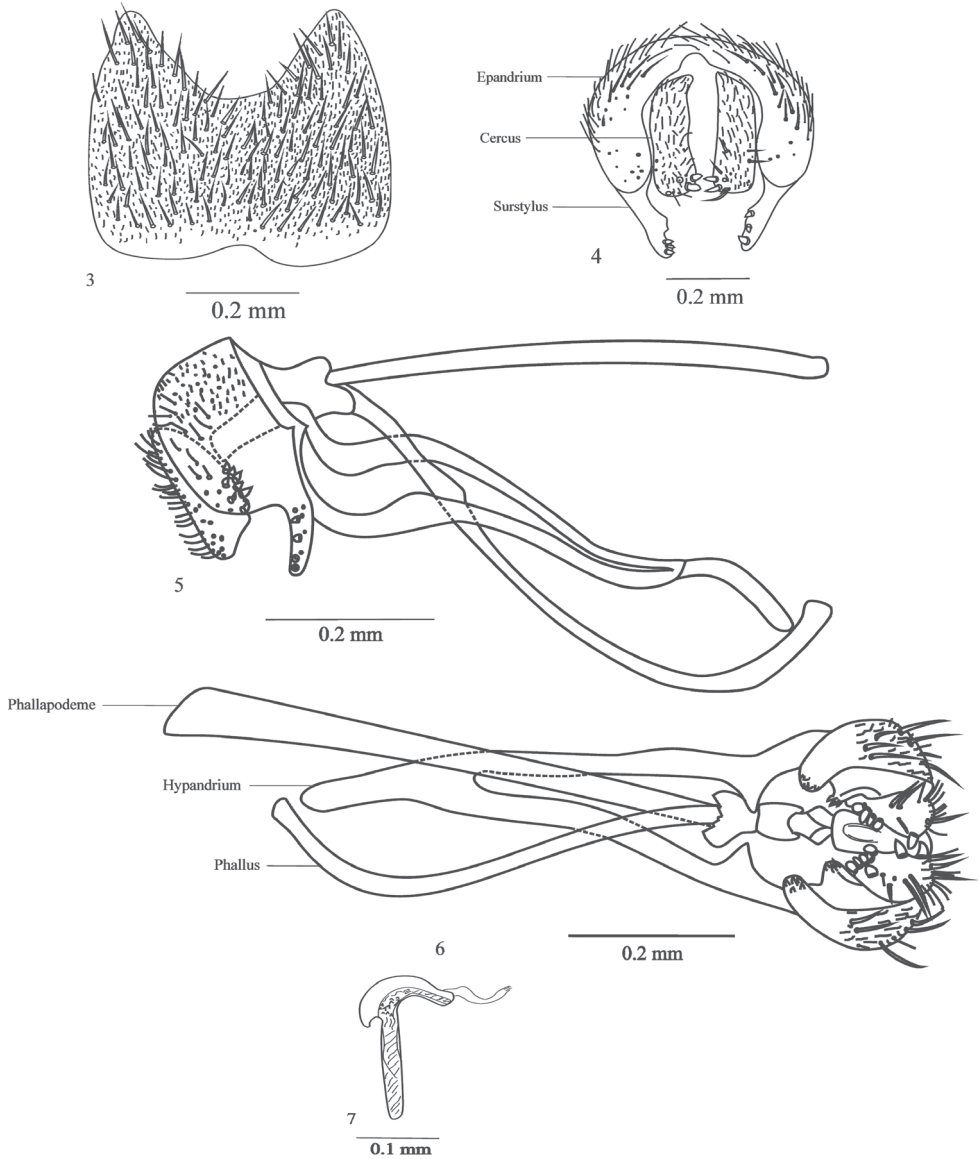
Figure 2. *Japanagomyza inferna* Spencer, male, in lateral view.

Head. Fronto-orbital setulae in 4 pairs of rows, the two upper rows longer than the lower ones, first pair inclinate and the others posteriorly directed; ocellar triangle long; ocellar setae parallel and forward directed; internal orbital seta long, parallel and divergent; external orbital seta with about half the length of the internal; third antennal segment rounded and minutely pubescent; arista long and short pubescent; gena shorter with setae; vibrissa strong and short.

Thorax. Acrostichals in 10 rows, pre-sutural pair differentiated; two postsutural dorsocentral setae; two notopleural setae; one supra-alar; one intra-alar; one post-alar weak; two prospronotals; two pairs of scutellar setae, one sub basal and one apical, similar in size; four anepisternals with second upper one long and strong; katepisternum with small setae and one long katepisternal.

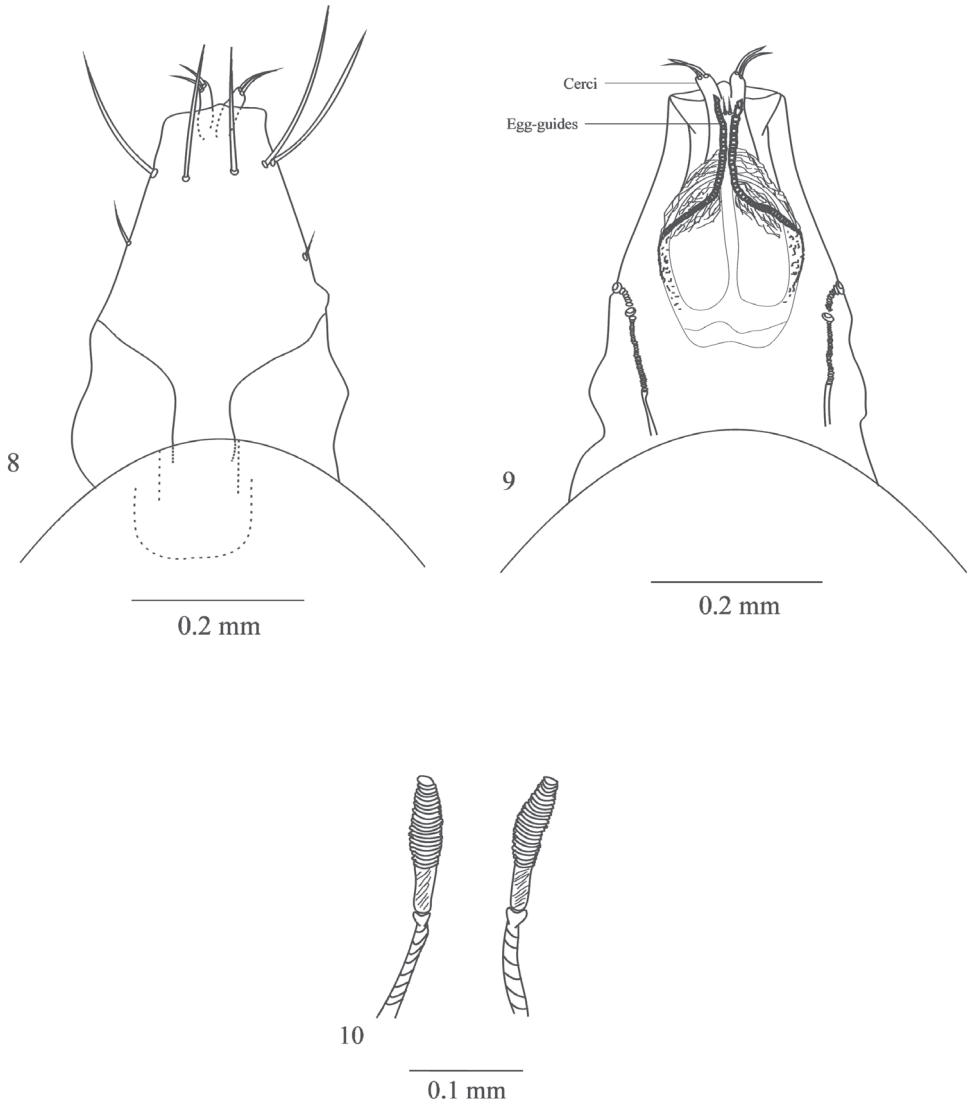
Legs. Fore tibia with one posterior supramedian seta. Mid tibia with two posterior setae inserted at middle third and one ventral apical seta. Hind tibia with one ventral apical seta.

Abdomen. Sternite 5 large with setae in all its extension (Fig. 3).



Figures 3–7. Male terminalia of *Japanagromyza inferna* Spencer **3** sternite 5 **4** epandrium, cercal plate and surstylus **5** hypandrium **6** phallapodeme, hypandrium, phallus **7** ejaculatory apodeme.

Terminalia. Epandrium with internal margin with a small median indentation and with long setae; cercal plate with 3-4 spines in the basal portion, eight lateral spines and long cilia in all extension; surstylus long, slightly curved with about four thick spines (Fig. 4). Hypandrium v-shaped (Fig. 5); aedeagus simple, long and tubular, ornamented with membranes at the basiphallus (Fig. 6); ejaculatory apodeme small, hammer-shaped, with weak spines at base (Fig. 7).



Figures 8–10. Female ovipositor of *Japanagromyza inferna* Spencer **8** dorsal view **9** ventral view **10** spermathecae.

Female. Similar to male.

Ovipositor. Dorsal view: cerci with two setae (Fig. 8). Ventral view: ninth tergite with one pair of long setae; egg-guides well sclerotized; two pairs of spiracles (Fig. 9). Spermathecae long and thin (Fig. 10).

Puparium. General color orange-brown (Fig. 11).

Host-plant. *Centrosema virginianum*. Oval gall on leaf rib. 2–5 pupae on each gall. (Fig. 12).

Distribution. Bahamas, Guadalupe, Brazil (Rio de Janeiro).



Figure 11. Pupae of *Japanagromyza inferna* Spencer in gall of the *Centrosema virginianum* L. (Fabaceae)



Figure 12. Gall of *Japanagromyza inferna* in *Centrosema virginianum* L. (Fabaceae).

Key to Neotropical species of *Japanagromyza*

- 1 Pre-scutelar acrostichal setae absent 2
 – Pre-scutelar acrostichal setae present 5
- 2 Mesonotum distinctly greenish; two strong ors present; fringe of calypter white; male cerci without strong spines; shape of phallus as in figs 1–4 of Boucher and Hanson 2006 (Host-plant: *Lonchocarpus oliganthus*) [Costa Rica] ***J. lonchocarpi* Boucher**
 – Mesonotum greyish black; other combination of characters 3
- 3 Calypter dark grey, margin and fringe black (Host-plant: *Polygonum* sp.) [Venezuela, U.S.A (Florida)] ***J. polygoni* Spencer**
 – Calypter, margin and fringe whitish or silvery white 4
- 4 Abdomen greenish grey; arista bare (Host-plants: *Desmodium* sp., *D. tortuosum*, *D. campylocladus*) [Colombia, Equador, Peru, Venezuela, U.S.A. (Florida)] ***J. desmodivora* Spencer**
 – Abdomen shiny bluish black; arista plumose (Host-plant: unknown) [Peru] ..
 ***J. tingomariensis* Sasakawa**
- 5 Mesonotum distinctly greenish 6
 – Mesonotum greyish black 14
- 6 Halter with parts brown 7
 – Halter completely yellow or white 8
- 7 Frons gray dusted; lunule brown; acrostichals in 8 rows (Host-plant: unknown) [Colombia] ***J. ambigua* Sasakawa**
 – Frons black dull, paler brownish at orbits level; lunule gray pollinose; acrostichals in 10 rows (Host-plant: *Centrosema virginianum*) [Bahamas, Guadalupe, Brazil] ***J. inferna* Spencer**
- 8 Arista bare (Host-plant: *Macroptilium lathyroides*) [Brazil]
 ***J. macroptilivora* Esposito & Prado**
 – Arista distinctly pubescence or plumose 9
- 9 Frons uniformly brown (Host-plant: *Vigna luteola*) [Bahamas, Cuba, Guadalupe, La Dominica, U.S.A. (Florida)] ***J. aequalis* Spencer**
 – Frons black dull 10
- 10 Large species; wing length 3.1 mm; mesonotum uniformly greenish (Host-plant: unknown) [Panama, Porto Rico] ***J. iridescens* (Frost)**
 – Smaller species; wing length 1.9 to 2.4 mm; mesonotum greenish or coppery 11
- 11 Abdomen shiny greenish or faintly bluish; arista slightly pubescent (Host-plant: *Vigna luteola*) [Cuba, Barbade, Guadalupe, Dominica, Peru, Puerto Rico, Venezuela, Saint-Vicent, U.S.A. (Florida)] ***J. inaequalis* (Malloch)**
 – Abdomen strongly shining green; arista distinctly pubescent 12
- 12 Aedeagus consisting of a well-chitinized, flat basiphallus, an elongated membranous distiphallus (fig. 341, in Spencer and Stegmaier 1973); hypandrium V-shaped, with elongated hypandrial apodeme (fig. 342, in Spen-

- cer and Stegmaier 1973); surstyli extending downward, with about five short bristles on inner margin (fig. 343, in Spencer and Stegmaier 1973) (Host-plant: *Rhynchosia phaseoloides*) [Antigua, Barbados, Porto Rico].....
.....***J. bennetti* Spencer**
- Male terminalia other than described above..... **13**
- 13 Wing length 1.9 mm; aedeagus relatively short, as a membranous tubule; hypandrium with short, down-curved hypandrial apodeme (fig. 355 (A, B), in Spencer and Stegmaier 1973) (Host-plant: unknown) [Guadalupe, La Dominica] ***J. wirthi* Spencer**
- Wing length 1.9 to 2.4 mm; aedeagus with basiphallus and median section uniformly but weakly chitinized, distiphallus entirely membranous; hypandrium rounded, without hypandrial apodeme (fig. 37 (A, B), in Spencer and Stegmaier 1973) (Host-plant: *Desmodium tortuosum*) [Bahamas, Costa Rica, Dominica, Guadalupe, Puerto Rico, Dominican Republic, Saint Martin, U.S.A. (Florida), El Salvador] ***J. perpetua* Spencer**
- 14 Halter entirely brown or black..... **15**
- Halter stem white or yellow, knob white or black **16**
- 15 Fore tibia with distinct posterior setae; calypters largely brown or black (Host-plant: unknown) [Panama] ***J. orbitalis* (Frost)**
- Fore tibia without setae; calypters yellow with margin and fringe pale brown (Host-plant: unknown) [El Salvador]..... ***J. nebulifera* Sasakawa**
- 16 Calypters gray with margin and fringe black; halter with knob black; (Host-plant: unknown) [Jamaica] ***J. jamaicensis* Spencer**
- Calypters yellow with margin and fringe black or yellow; halter with knob yellow or black..... **17**
- 17 Palpus yellow and abdomen with yellow areas **18**
- Palpus brown to black; abdomen normally shining black..... **19**
- 18 Frons black dull behind, brownish in front; fringe of calypters yellow; aedeagus with distiphallus as a curve tubule with small, paired processes at end (Host-plant: unknown) [Cuba, Cayman Islands, Jamaica] ***J. maculata* (Spencer)**
- Frons black dull, paler, more yellowish in front; fringe of calypter dark brown; aedeagus with distiphallus large, paired terminal processes (Host-plant: unknown) [Bahamas, Guyana, Jamaica]..... ***J. spadix* (Spencer)**
- 19 Knob of halter dark black **20**
- Knob of halter white or yellow..... **21**
- 20 Arista conspicuously pubescent; mid tibiae with two posterodorsal setae (Host-plant: unknown) [Guatemala, Panama] ***J. aldrichi* (Frick)**
- Arista almost bare or microscopically pubescent; mid tibiae with one posterodorsal setae (Host-plant: unknown) [Guatemala]
..... ***J. approximata* (Frost)** (new comb. by Sasakawa 2005)
- 21 Fore and mid tibiae without distinct setae (Host-plant: *Centrosema pubescens*) [Panama] ***J. centrosemae* (Frost)**
- Fore and mid tibiae with one or two setae differentiated **22**

| | | |
|----|---|-----------|
| 22 | Fore tibia with one anterodorsal seta and mid tibia with two strong posterodorsal setae (Host-plants: <i>Centrosema virginianum</i> , <i>Centrosema pubescens</i>) [Guadalupe, Saint-Christopher]..... <i>J. centrosematifolii</i> Etienne | |
| – | Fore and mid tibiae with setae present but different disposition on anterodorsal and posterodorsal | 23 |
| 23 | Fringe of calypter silvery | 24 |
| – | Fringe of calypter white or yellow | 26 |
| 24 | Aedeagus with long straight distiphallus; cerci without setae (fig. 40, in Spencer and Stegmaier 1973) (Host-plants: <i>Castanea</i> sp., <i>Quercus rubra</i> , <i>Quercus</i> spp. [Puerto Rico, Gulf of Mexico, Canada, U.S.A. (Florida)] | |
| – | <i>J. viridula</i> (Coquillett) | |
| – | Aedeagus with two coiled tubules; cerci large, with numerous strong setae | 25 |
| 25 | Length of the wing about 1.75 mm; spines on cercus and surstylus not numerous (fig. 2 in Martinez 1994) (Host-plants: <i>Phaseolus lunatus</i> , <i>Phaseolus</i> sp.) [Guadalupe, Jamaica, Saint-Christopher, Saint-Martin] ... <i>J. etiennei</i> Martinez | |
| – | Length of the wing from 2.5-2.75 mm; spines on cercus and surstylus numerous (fig. 20 in Spencer 1983 (Host-plants: <i>Phaseolus</i> spp., <i>Phaseolus vulgaris</i>) [Argentina, Costa Rica, Peru, Venezuela]..... | |
| – | <i>J. phaseoli</i> Spencer | |
| 26 | Antennae light brown, with postpedicel darkened distally (Host-plant: unknown) [El Salvador]..... <i>J. arnaudi</i> Sasakawa | |
| – | Antennae entirely black | 27 |
| 27 | Arista bare; spines on cerci and aedeagus as in figs 9-10 of Spencer 1963 (Host-plant: unknown) [Costa Rica] | |
| – | <i>J. frosti</i> (Frick) | |
| – | Arista pubescence or plumose; spines and aedeagus different from above .. | 28 |
| 28 | Mesonotum shining black, without reflections..... | 29 |
| – | Mesonotum black with coppery reflections (Host-plant: unknown) [Bahamas]..... | |
| – | <i>J. propinqua</i> Spencer | |
| 29 | Abdomen black strongly shining; arista pubescent (Host-plant: unknown) [Colombia] | |
| – | <i>J. clausa</i> Sasakawa | |
| – | Abdomen opaque dark brown; arista distinctly plumose (Host-plant: unknown) [Panama] | |
| – | <i>J. currani</i> (Frost) | |

Acknowledgments

We are grateful to Dr. Valéria Cid Maia (Museu Nacional – Universidade Federal do Rio de Janeiro), MsC Sheila Patrícia Carvalho Fernandes and Sharlene Ascendino Horacio Silva for the help during field work and to MsC Gustavo Silva de Miranda for help in preparing the map. VRS thanks the financial support (PIBIC/UFRJ scholarship). We also thank the anonymous reviewers for their substantial and helpful comments, that improved the quality of the present contribution.

References

- Benavent-Corai J, Martinez M, Peydró RJ (2005) Catalogue of the hosts-plants of the world Agromyzidae (Diptera). Bolletino di Zoologia agraria e di Bachicoltura serie II (37): 1–97.
- Boucher S (2010) Agromyzidae (leaf-mining flies). In: Brown BV, Borkent A, Cumming JM, Wood DM, Woodley NE, Zumbado MA (Eds) Manual of Central American Diptera. NRC Research Press, Ottawa, Ontario, Canada, 1057–1071.
- Boucher S, Hanson P (2006) A new Costa Rican species of *Japanagromyza* (Diptera: Agromyzidae) forming galls on *Lonchocarpus* (Fabaceae). Proceedings of the Entomological Society of Washington 108 (1): 9–13. <http://www.biodiversityheritagelibrary.org/part/69090#/summary>
- Espósito MC, Prado AP (1993) New species of *Japanagromyza* and *Galiomyza* (Dipt., Agromyzidae) from Brazil. Entomologist's Monthly Magazine 129: 239–244.
- Etienne J, Martinez M (2003) Les Agromyzidae de Guadalupe: espèces nouvelles et notes additionnelles (Diptera). Nouvelle Revue d'entomologie (nouvelle série) 3: 249–272.
- Lenné JM, Sonoda RM, Lapointe SL (1990) Diseases and pests of *Centrosema*. In: Schultze-Kraft R, Clements RJ (Eds) *Centrosema*: Biology, Agronomy, and Utilization. Centro internacional de agricultura tropical, Cali, Colombia, 175–207.
- Lonsdale O (2013) *Japanagromyza* Sasakawa (Diptera: Agromyzidae) of Africa. Zootaxa 3709 (5): 445–460. doi: 10.11646/zootaxa.3709.5.3
- Martinez M (1994) *Japanagromyza etiennei* n. sp. (Diptera, Agromyzidae) Ravageur potentiel des *Phaseolus* spp. (Leguminosae) dans les Caraïbes. Revue française d'Entomologia, (N.S) 16 (2): 81–85.
- Martinez M, Etienne (2002) Liste systématique et biogéographique des Agromyzidae (Diptera) de la région néotropicale. Bollettino di Zoologia Agraria e di Bachicoltura serie II 34 (1): 25–52.
- Sasakawa M (2005) The Neotropical Agromyzidae (Insecta: Diptera): Part 6 New or little-known species from El Salvador and Guatemala. Species Diversity 10: 151–169.
- Sasakawa M (2010) A review of the Oriental *Japanagromyza* Sasakawa (Diptera: Agromyzidae), with descriptions of four new species. Zootaxa 2485: 16–32.
- Schultze-Kraft R, Williams, RJ, Coradin L (1990) Biogeography of *Centrosema*. in: Schultze-Kraft R, Clements RJ (Eds) *Centrosema*: Biology, Agronomy, and Utilization. Centro internacional de agricultura tropical, Cali, Colombia, 29–53.
- Spencer KA (1963) A Synopsis of the Neotropical Agromyzidae (Diptera). Transactions of the Royal Entomological Society of London 115: 291–389. doi: 10.1111/j.1365-2311.1963.tb00811.x
- Spencer KA (1983) Leaf Mining Agromyzidae (Diptera) in Costa Rica. Revista de Biología Tropical 31 (1): 41–67.
- Spencer KA (1990) Host Specialization in the World Agromyzidae (Diptera). Kluwer Academic Publishers, Netherlands, 443 pp. doi: 10.1007/978-94-009-1874-0
- Spencer KA, Martinez M, Etienne J (1992) Les Agromyzidae (Diptera) de Guadeloupe. Annales de la Société Entomologique (nouvelle série) 28 (3): 251–302.
- Spencer KA, Stegmaier Jr CE (1973) Agromyzidae of Florida with supplement on species from the Caribbean. Arthropods of Florida and neighboring land areas 7: 1–205.