

Species of the genus *Chrysotimus* Loew from China (Diptera, Dolichopodidae)

Mengqing Wang^{1,2,†}, Hongyin Chen^{1,2,‡}, Ding Yang^{3,§}

1 Key Laboratory of Integrated Pest Management in Crops, Ministry of Agriculture, Institute of Plant Protection, Chinese Academy of Agricultural Sciences, Beijing, 100081, P.R. China **2** USDA-ARS Sino-American Biological Control Laboratory, Beijing, 100081, P.R. China **3** Department of Entomology, Chinese Agricultural University, Beijing, 100193, China

† [urn:lsid:zoobank.org:author:3C098730-7B4A-4406-AA7A-6B8CEEF20B84](https://zoobank.org/urn:lsid:zoobank.org:author:3C098730-7B4A-4406-AA7A-6B8CEEF20B84)

‡ [urn:lsid:zoobank.org:author:70FFA9B6-F93C-4D4C-BAC5-B1ACF732D0E3](https://zoobank.org/urn:lsid:zoobank.org:author:70FFA9B6-F93C-4D4C-BAC5-B1ACF732D0E3)

§ [urn:lsid:zoobank.org:author:FD9077E0-D8D5-4A3A-80FD-2862726AA066](https://zoobank.org/urn:lsid:zoobank.org:author:FD9077E0-D8D5-4A3A-80FD-2862726AA066)

Corresponding author: Mengqing Wang (mengqingsw99@yahoo.com.cn)

Academic editor: Martin Hauser | Received 24 April 2012 | Accepted 18 May 2012 | Published 1 June 2012

[urn:lsid:zoobank.org:pub:B92B29E3-44D7-4C2B-AC96-593C0787D775](https://zoobank.org/urn:lsid:zoobank.org:pub:B92B29E3-44D7-4C2B-AC96-593C0787D775)

Citation: Wang M, Chen H, Yang D (2012) Species of the genus *Chrysotimus* Loew from China (Diptera, Dolichopodidae). ZooKeys 199: 1–12. doi: 10.3897/zookeys.199.3267

Abstract

The following three species are described as new to science: *C. dalongensis* **sp. n.**, *C. huairouensis* **sp. n.**, and *C. hubeiensis* **sp. n.**, *Chrysotimus apicicurvatus* Yang, is recorded from Palearctic China for the first time. A key to the Chinese species of the genus is presented.

Keywords

Diptera, Dolichopodidae, *Chrysotimus*, new species, China, Taxonomy

Introduction

The genus *Chrysotimus* Loew, 1857 belongs to the subfamily Peloropeodinae. The genus is distributed worldwide except the Afrotropical region with 67 known species, 14 species are known from the Palearctic, 25 species from the Oriental (Yang et al. 2006). Thirty-three species are known from China including those newly described

herein. *Guzeriplia* Negrobov, 1968, embodies the characters of *Chrysotimus* Loew in the head and thorax with the yellow hairs and bristles and biseriate acr. Thus, it was synonymized with *Chrysotimus* by Yang et al. (2006).

Materials and methods

Specimens were studied and illustrated with a ZEISS Stemi 2000–c stereo microscope. Genitalic preparations were made by macerating the apical portion of the abdomen in warm 10% NaOH for 17–20 min, after examination it was transferred to 75% alcohol and stored in a microvial pinned below the specimen. All specimens are deposited in the Entomological Museum of China Agricultural University (CAU), Beijing, China.

Abbreviations are as follows:

acr	acrostichal bristles
ad	anterodorsal bristles
av	anteroventral bristles
dc	dorsocentral bristles
LI	fore leg
LII	mid leg
LIII	hind leg
oc	ocellar bristles
pd	posterodorsal bristles
pv	posteroventral bristles
v	ventral bristles
CuAx ratio	length of m-cu / length of distal portion of CuA.

Systematics

Genus *Chrysotimus* Loew, 1857

<http://species-id.net/wiki/Chrysotimus>

Chrysotimus Loew, 1857: 48. Type-species: *Chrysotimus pusio* Loew, 1861, des. Coquillett (1910: 524).

Guzeriplia Negrobov, 1968 : 470. Type species: *Guzeriplia chlorina* Negrobov, 1968. (original designation).

Diagnosis. Body with yellow or brownish hairs and bristles, small first flagellomere, most males with hind tarsomere 1 bearing several short black ventral bristles at base, and males with mid tarsomere 1 at least as long as the total of corresponding tarsomeres 2–4, male genitalia with 1–2 subepandrial processes, lateral epandrial lobe distinct.

Key to species (males) from China

- 1 Hind tarsomere 1 at most with sparse black bristles at base.....2
 – Hind tarsomere 1 with bundle(s) of black ventral bristles at base 10
 2 Hind tarsomere 1 without black ventral bristles at base (unknown in *grandis*)3
 – Hind tarsomere 1 with black ventral bristles at base.....6
 3 Acr present4
 – Acr absent.....5
 4 Mid tarsomere 1 shorter than tarsomeres 2–5; surstylus with single lobe
 *C. beijingensis* (Yang & Saigusa)
 – Mid tarsomere 1 longer than tarsomeres 2–5; surstylus divided into 2 lobes.
 *C. grandis* Wang & Yang
 5 Mid tibia with 2 pd, hind tibia with 1 ad and 2 pd; wide epandrium process
 nearly quadrate *C. guangxiensis* Yang & Saigusa
 – Mid tibia with 1 pd, hind tibia with 2 ad and 1 pd; wide epandrium process
 with apical concavity..... *C. sinensis* Parent
 6 Antenna with 1st and 2nd antennal segments yellow *C. basiflavus* Yang
 – Antenna wholly black7
 7 Five dc; acr absent..... *C. apicicurvatus* Yang
 – Six dc; acr present.....8
 8 Nine to ten irregularly paired acr; hind tarsomere 1 with 2 black ventral bristles
 at base..... *C. ningxianus* Wang, Yang & Grootaert
 – Less than six irregularly paired acr; hind tarsomere 1 with 6–8 sparse black
 ventral bristles on basal 1/4.....9
 9 Hind tibia with 2 ad; epandrium with long wide and trifurcated lateral process
 (Figs 2–3)..... *C. dalongensis* sp. n.
 – Hind tibia with 1 ad; epandrium with short and bifurcated lateral process....
 *C. acutatus* Wang, Yang & Grootaert
 10 Four or five dc; acr absent 11
 – Six dc; acr present17
 11 Arista dorsal; hypandrium with broad lateral process12
 – Arista subapical; hypandrium with thin finger-like lateral process 13
 12 Hind tibia with row of v; surstylus wide..... *C. dorsalis* Yang
 – Hind tibia without row of v; surstylus slender (Figs 5–6)
 *C. huairouensis* sp. n.
 13 Hind tarsomere 1 with 3–4 short black spine-like ventral bristles at base
 *C. songshanus* Wang, Yang & Grootaert
 – Hind tarsomere 1 with about 10 or more black ventral bristles at base..... 14
 14 Hairs and bristles on thorax yellow 15
 – Hairs and bristles on thorax brownish or brown.....16
 15 Fore tarsomere 1 with row of about 10 v; hind tarsomere 1 with 22 short
 black ventral bristles on basal 1/4; surstylus basally without inner process....
 *chikuni* Wang, Yang & Grootaert

–	Fore tarsomere 1 without row of v; hind tarsomere 1 with less than 20 black ventral bristles on basal 1/4; surstylus basally with inner process	
 <i>C. shennongjianus</i> Yang & Saigusa	
16	Hind tarsomere 1 with about 12 short black ventral bristles; surstylus not furcated apically.....	<i>C. bispinus</i> Yang & Saigusa
–	Hind tarsomere 1 with 15–16 short black ventral bristles; surstylus furcated apically	<i>C. xuae</i> Wang, Yang & Grootaert
17	Acr 2–4 pairs	18
–	Acr 5 or more pairs	25
18	Hind tarsomere 1 with group of 8–12 black ventral bristles at base (which are somewhat sparse), but without distinct pv	19
–	Hind tarsomere 1 with 1 (or 2) bundles of black basal ventral bristles, and row of 7–8 pv	21
19	CuAx ratio about 0.2; lateral process on epandrium not concave near middle	20
–	CuAx ratio 0.35; lateral process on epandrium concave near middle.....	
 <i>C. yunlonganus</i> Yang & Saigusa	
20	First flagellomere as long as wide; hind tibia without distinct v.....	
 <i>C. lii</i> Wang & Yang	
–	First flagellomere about 1.5 times wider than long; hind tibia with 2 pv	
 <i>C. linzhiensis</i> Wang & Yang	
21	R ₄₊₅ and M parallel apically; hind tarsomere 1 with bundle of 4–5 black ventral bristles at base.....	22
–	R ₄₊₅ and M slightly convergent apically; hind tarsomere 1 with 2 bundles of 3–4 black ventral bristles at base.....	<i>C. bifascia</i> Yang & Saigusa
22	Hairs and bristles on thorax yellow or pale; surstylus on epandrium not furcated apically	23
–	Hairs and bristles on thorax brown; surstylus on epandrium furcated apically	<i>C. sanjiangyuanus</i> Wang, Yang & Grootaert
23	Fore tarsomere 1 without row of v; hind tarsomere 1 with 4–5 black ventral bristles at base.....	24
–	Fore tarsomere 1 with row of 5–6 v; hind tarsomere 1 with 8 black ventral bristles at base.....	<i>C. guangdongensis</i> Wang, Yang & Grootaert
24	Hind femur with row of ad and pd; cercus long and narrow	
 <i>C. xiaolongmensis</i> Zhang, Yang & Grootaert	
–	Hind femur without distinct d; cercus round..	<i>C. unifascia</i> Yang & Saigusa
25	Hind tarsomere 1 with row of about 10 pv	26
–	Hind tarsomere 1 without distinct v	29
26	Hind tarsomere 1 with 10–12 black ventral bristles at base; mid tibia without distinct av or pv	27
–	Hind tarsomere 1 with about 20 black ventral bristles at base; mid tibia with 1 pv.....	28

- 27 First flagellomere somewhat round, 2.0 times wider than long; cercus not furcated; dorsal lobe of surstylus thick and straight *C. qinlingensis* Yang & Saigusa
- First flagellomere subtriangular, about as long as wide; cercus bifurcated; dorsal lobe of surstylus thin and curved.....*C. bifurcatus* Wang & Yang
- 28 Fore and mid tarsomere 1 without distinct v; epandrium basally with short process *C. setosus* Yang & Saigusa
- Fore and mid tarsomere 1 each with row of 5–6 v; epandrium basally with long and broad process *C. xiaohuangshanus* Wang, Yang & Grootaert
- 29 Hind tarsomere 1 with single bundle of short black ventral bristles; surstylus rather wide and thick; hypandrium with small apical incision.....**30**
- Hind tarsomere 1 with 2–3 bundles of 14–15 black ventral bristles on basal 1/6 (which contains 1–2 small tight bundles and 1 large loose bundle); surstylus narrow finger-like; hypandrium without apical incision *C. digitatus* Yang & Saigusa
- 30 Hairs and bristles on thorax pale or yellow; hind tarsomere 1 with 12 or less short black ventral bristles.....**31**
- Hairs and bristles on thorax dark brown; hind tarsomere 1 with 15–16 black ventral bristles..... *C. pingbianus* Yang & Saigusa
- 31 Hind tarsomere 1 with 7 or less short black ventral bristles; 6 irregularly paired acr; palpus yellow**32**
- Hind tarsomere 1 with 12 short black ventral bristles; 8 irregularly paired acr; palpus dark brown *C. incisus* Yang & Saigusa
- 32 Hind tibia with 2 pd; hind tarsomere 1 with 4–5 short black ventral bristles; surstylus slender (Fig. 8) *C. hubeiensis* sp. n.
- Hind tibia with 1 pd; hind tarsomere 1 with 7–8 short black ventral bristles; surstylus very wide *C. lijianus* Yang & Saigusa

***Chrysotimus dalongensis* Wang, Chen & Yang, sp. n.**

urn:lsid:zoobank.org:act:FC410E94-C16C-4799-96D6-AE2653EA5615

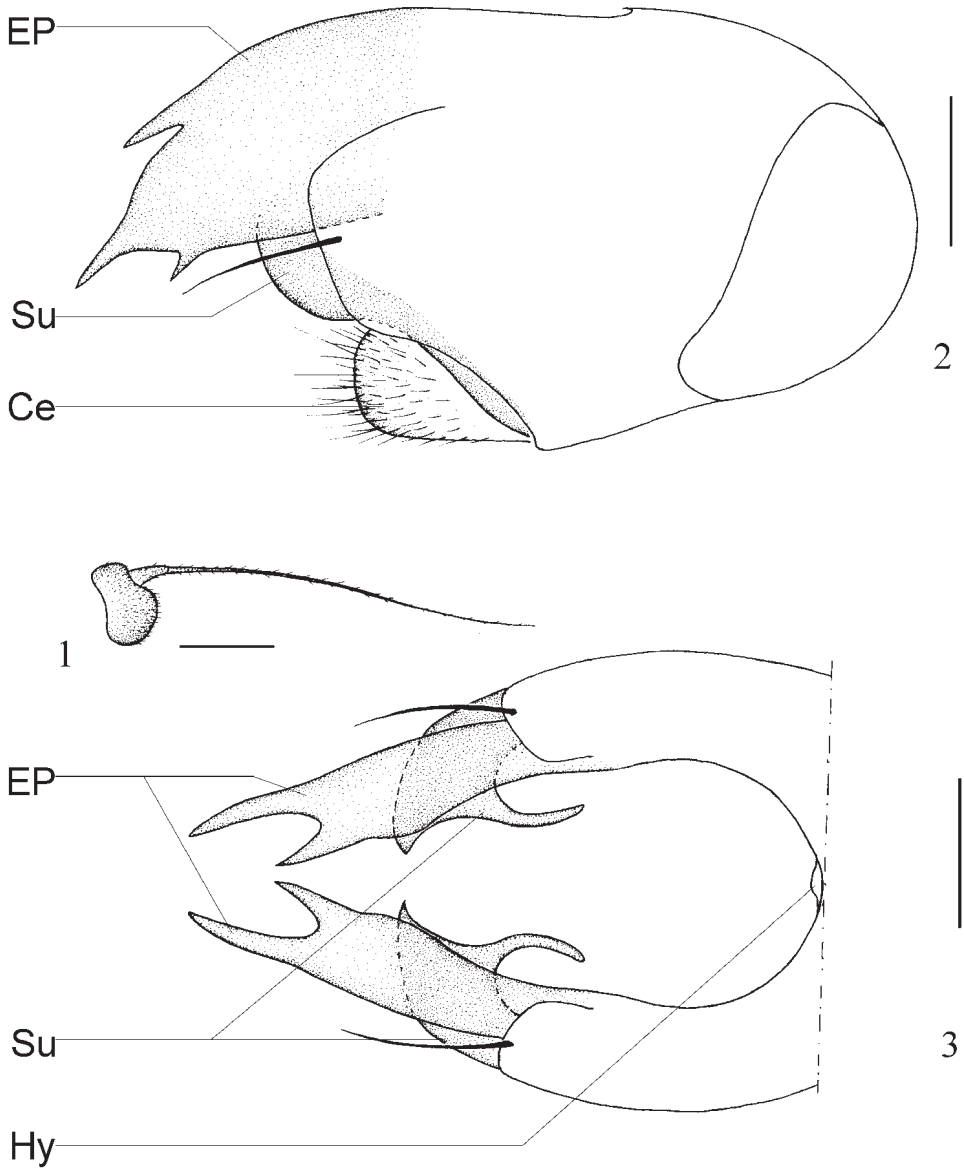
http://species-id.net/wiki/Chrysotimus_dalongensis

Figs 1–3

Diagnosis. Acr 5–6 irregularly paired. Mid and hind tibiae each with 2 ad and 2 pd. Fore, mid and hind tarsomere 1 each with row of 5–7 v. Epandrium apically with long and wide lateral process, trifurcated apically; surstylus long and curved inward apically, with hook curved backwards.

Description. Male. Body length 2.25–2.45 mm, wing length 2.30–2.45 mm.

Head metallic green with gray pollen; frons and face brilliant. Hairs and bristles on head yellow. Ocellar tubercle weak, with 2 very long oc and 2 very short posterior hairs. Lower postocular bristles (including ventral hairs) pale. Antenna (Fig. 1) black-



Figures 1–3. *Chrysotimus dalongensis* sp. n., male. **1** first flagellomere, lateral view **2** male genitalia, lateral view **3** tip of male genitalia, ventral view. Abbreviations: **Ce** Cerus **EP** epandrium process **Hy** hypandrium **Su** surstylus.

ish; first flagellomere blackish, rather short, about 0.5 times as long as wide; arista dorsal, with basal segment very short. Proboscis brown, with brown hairs; palpus pale yellow, with pale hairs and 2 pale yellow apical bristles.

Thorax metallic green with pale gray pollen, mesonotum and scutellum brilliant. Hairs and bristles on thorax yellow; 6 dc, 5–6 irregularly paired acr short and hair-like;

scutellum with 2 pairs of bristles. Propleuron with 1 pale bristle on lower portion. Legs including coxae yellow with 5th tarsomere brown. Hairs and bristles on legs yellow; coxae with yellowish hairs and bristles; fore coxa with 3–4 anterior and apical bristles, mid coxa with 2–3 anterior and apical bristles, hind coxa with 1 brown outer bristle near middle. Mid femur with 1 av apically; hind femur with 1 short av and 1 short pv apically. Mid tibia with 2 ad and 2 pd, apically with 4 bristles; hind tibia with 2 ad and 2 pd, apically with 3 bristles. Fore and mid tarsomere 1 each with row of 6–7 v. Hind tarsomere 1 with 6–8 short and thick black ventral bristles at base, and row of 5–6 pv. Relative lengths of tibia and 5 tarsomeres of legs. LI 2.4 : 1.4 : 0.6 : 0.5 : 0.3 : 0.3; LII 3.3 : 2.1 : 0.8 : 0.6 : 0.4 : 0.3; LIII 3.5 : 1.4 : 0.9 : 0.6 : 0.4 : 0.3.

Wing hyaline; veins brownish, R_{4+5} and M parallel apically; CuAx ratio 0.3. Squama yellow with pale yellow hairs. Halter pale yellow.

Abdomen metallic green with pale gray pollen, dorsum brilliant, sterna 1–2 yellow. Hairs and bristles on abdomen brown.

Male genitalia (Figs 2–3) dark brown: Epandrium distinctly longer than wide, apically with long and wide lateral process, trifurcated apically; surstylus long and curved inward apically, with curved backwards hook; cercus round, with moderately long hairs; hypandrium indistinct.

Female. Unknown.

Type material. Holotype ♂, Hubei: Shennongjia, Dalongtan pound (31°75'N, 110°67'E), 30.VI.2009, Qifei Liu. Paratypes, 12♂♂, same data as holotype; 5♂♂, Hubei: Shennongjia, Dapingqian (31°75'N, 110°67'E), 7. VII. 2009, Qifei Liu. Type specimens are stored in 75% ethanol.

Distribution. Known only from the type locality in Hubei.

Remarks. This new species is similar to *Chrysotimus acutatus* Wang, Yang & Grootaert, but may be separated from the latter by 2 ad on hind tibia, and and by the long, wide, trifurcated lateral process on epandrium. In *C. acutatus*, the hind tibia has 1 ad, and the lateral epandrial process is short and bifurcated (Wang et al. 2005).

Etymology. The specific epithet is derived from the type locality Dalong (Hubei).

***Chrysotimus huairouensis* Wang, Chen & Yang, sp. n.**

urn:lsid:zoobank.org:act:8BC3F6E3-9063-499C-BB4A-A5E4EFDA77B0

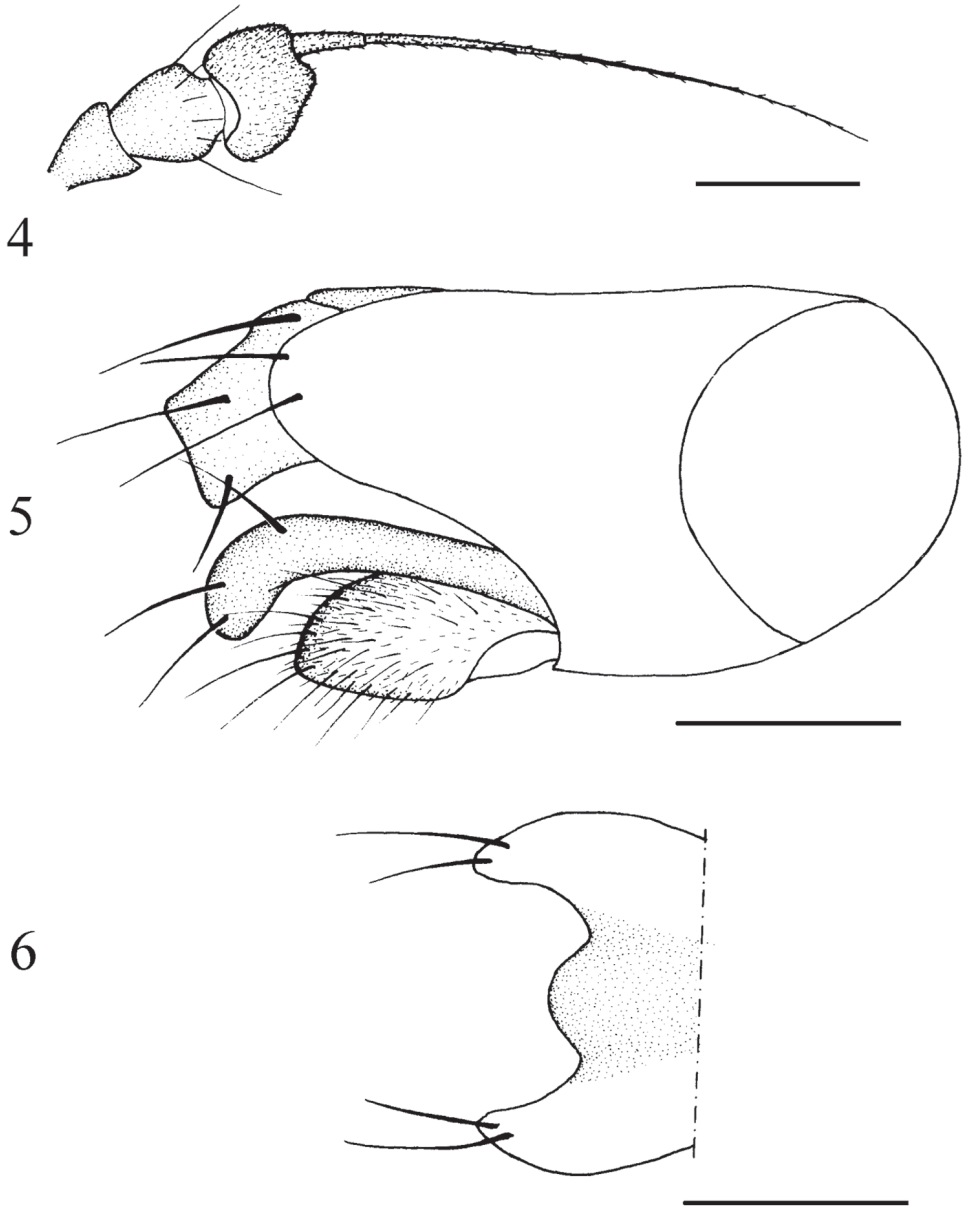
http://species-id.net/wiki/Chrysotimus_huairouensis

Figs 4–6

Diagnosis. First flagellomere somewhat trapeziform, about 0.8 times as long as wide. Acr absent. Hind tibia with 1 ad, 3 pd and row of v. Hind tarsomere 1 with 18–20 short and thick black ventral bristles at base. Epandrium apically with wide lateral process, process truncate apically; surstylus curved and somewhat swollen apically.

Description. Male. Body length 2.1–2.3 mm, wing length 2.0–2.3 mm.

Head metallic green with gray pollen; frons and face brilliant. Hairs and bristles on head yellow. Ocellar tubercle weak, with 2 very long oc and 2 very short posterior



Figures 4–6. *Chrysotimus buairouensis* sp. n. **4** antenna, lateral view **5** male genitalia, lateral view **6** tip of hypandrium, ventral view.

hairs. Lower postocular bristles (including ventral hairs) pale. Antenna (Fig. 4) blackish; first flagellomere blackish, somewhat trapeziform, rather short, about 0.8 times as long as wide; arista dorsal, with basal segment very short. Proboscis dark brown, with blackish hairs; palpus pale yellow, with pale hairs and 2 pale yellow apical bristles.

Thorax metallic green with pale gray pollen, mesonotum and scutellum brilliant. Hairs and bristles on thorax yellow; 6 dc, no acr; scutellum with 2 pairs of bristles. Propleuron with 1 pale bristle on lower portion. Legs including coxae yellow with 5th tarsomere brown. Hairs and bristles on legs brown; coxae with yellowish hairs and bristles; mid and hind coxae each with 1 brown outer bristle. Mid and hind femura each with 1 av apically. Mid tibia with 2 ad and 2 pd, apically with 4 bristles; hind tibia with 1 ad, 3 pd and one row of v, apically with 3 bristles. Hind tarsomere 1 with 18-20 short and thick black ventral bristles at base. Relative lengths of tibia and 5 tarsomeres of legs. LI 3.2 : 2.2 : 0.9 : 0.7 : 0.6 : 0.6; LII 4.2 : 2.6 : 0.9 : 0.6 : 0.4 : 0.3; LIII 5.6 : 2.4 : 1.3 : 1.0 : 0.7 : 0.6.

Wing hyaline; veins brownish, R_{4+5} and M parallel apically; CuAx ratio 0.23. Squama pale yellow with yellow hairs. Halter pale yellow.

Abdomen metallic green with pale gray pollen, dorsum brilliant, sterna 1-4 yellow. Hairs and bristles on abdomen yellow.

Male genitalia (Figs 5–6) dark brown: Epandrium distinctly longer than wide, apically with wide lateral process, process truncate apically; surstylus long and finger-like, curved and somewhat swollen apically; cercus round, with moderately long hairs; hypandrium shorter than epandrium.

Female. Unknown.

Type material. Holotype ♂, Beijing: Huairou, Labagou (40°32'N, 116°63'E), 29.VII.2009, Yan Li. Paratype 1 ♂, same data as holotype. Type specimens are stored in 75% ethanol.

Distribution. Known only from the type locality in Beijing.

Remarks. This new species is similar to *Chrysotimus dorsalis* Yang, but may be separated from the latter by the single row of v on the hind tibia, and slender surstylus. In *C. dorsalis*, the hind tibia lacks row of v, and the surstylus is wide (Yang 2001).

Etymology. The specific epithet derives from the type locality Huairou (Beijing).

***Chrysotimus hubeiensis* Wang, Chen & Yang, sp. n.**

urn:lsid:zoobank.org:act:A4244F92-0DE6-428A-98C9-73D0EF92DBAB

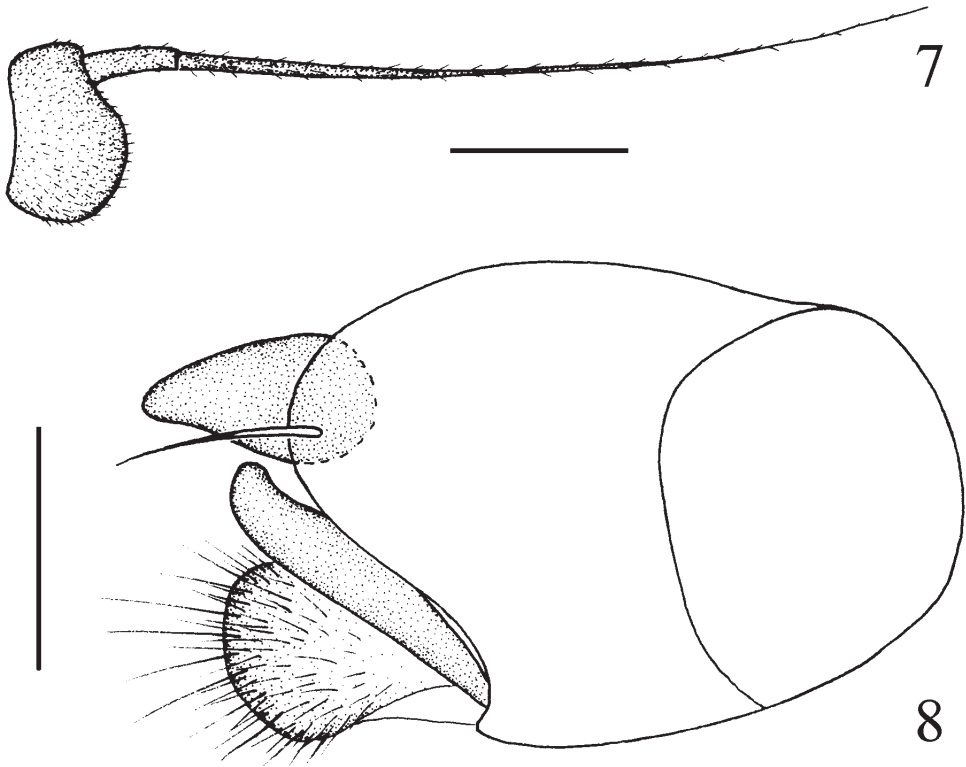
http://species-id.net/wiki/Chrysotimus_hubeiensis

Figs 7–8

Diagnosis. Acr 4–5 irregularly paired. Hind tarsomere 1 with 4–5 short and thick black ventral bristles at base. Epandrium apically with short and wide lateral process, acute apically.

Description. Male. Body length 2.5–2.7 mm, wing length 2.4–2.6 mm.

Head metallic green with gray pollen; frons and face brilliant. Hairs and bristles on head yellow. Ocellar tubercle weak, with 2 very long oc and 2 very short posterior hairs. Lower postocular bristles (including ventral hairs) pale. Antenna blackish; first flagellomere (Fig. 7) blackish, rather short, about 0.6 times as long as wide; arista dorsal, with basal segment very short. Proboscis brown, with brown hairs; palpus pale yellow, with pale hairs and 2 pale yellow apical bristles.



Figures 7–8. *Chrysotimus hubeiensis* sp. n. **7** first flagellomere, lateral view **8** male genitalia, lateral view.

Thorax metallic green with pale gray pollen, mesonotum and scutellum brilliant. Hairs and bristles on thorax yellow; 6 dc, 4–5 irregularly paired acr short and hair-like; scutellum with 2 pairs of bristles. Propleuron with 1 brown bristle on lower portion. Legs including coxae yellow with 5th tarsomeres brown. Hairs and bristles on legs dark yellow; coxae with yellowish hairs and bristles; fore coxa with 6–7 anterior and apical bristles, mid coxa with 2–3 anterior and apical bristles, hind coxa with 1 brown outer bristle near middle. Mid femur with 1 av apically; hind femur with 1 short av and 1 short pv apically. Mid tibia with 2 ad and 2 pd, apically with 3 bristles; hind tibia with 2 ad and 1 pd, apically with 3 bristles. Hind tarsomere 1 with 4–5 short and thick black ventral bristles at base. Relative lengths of tibia and 5 tarsomeres of legs. LI 4.5 : 2.3 : 1.2 : 0.9 : 0.6 : 0.7; LII 6.2 : 3.4 : 1.4 : 1.0 : 0.5 : 0.5; LIII 6.8 : 2.8 : 1.8 : 1.2 : 1.0 : 0.6.

Wing hyaline; veins brownish, R_{4+5} and M parallel apically; CuAx ratio 0.3. Squama dark yellow with brown hairs. Halter pale yellow.

Abdomen metallic green with pale gray pollen, dorsum brilliant, sterna 1–2 yellow. Hairs and bristles on abdomen brown.

Male genitalia (Fig. 8) dark brown: Epandrium distinctly longer than wide, apically with short and wide lateral process, process acute apically; surstylus slender and finger-like; cercus short and thick, with round apex.

Female. Unknown.

Type material. Holotype ♂, Hubei: Shennongjia, Dalongtan pound (31°75'N, 110°67'E), 1.VII.2009, Qifei Liu. Paratypes, 5♂♂, same data as holotype. Type specimens are stored in 75% ethanol.

Distribution. Known only from the type locality in Hubei.

Remarks. This new species is similar to *Chrysotimus lijiananus* Yang & Saigusa, but may be separated from the latter by 2 pd on hind tibia, 4-5 black ventral bristles on hind tarsomere 1, and slender, finger-like surstylus. In *C. lijiananus*, the hind tibia has 1 pd, hind tarsomere 1 has 7-8 black ventral bristles at base, and the surstylus is very wide (Yang and Saigusa 2001b).

Etymology. The specific epithet derives from the type locality Hubei.

Chrysotimus apicicurvatus Yang, 2001

http://species-id.net/wiki/Chrysotimus_apicicurvatus

Chrysotimus apicicurvatus Yang, 2001: 434. Type locality: China: Zhejiang, Tianmushan (Holotypes deposited in Entomological Museum of China Agricultural University, Beijing).

Specimens examined. 3♂♂6♀♀, Liaoning: Kuandian, Quanshan Linchang (40°73'N, 124°78'E, 650m), 9. VII. 2009, Yan Li.

Distribution. Liaoning (Kuandian), Zhejiang (Tianmushan).

Acknowledgements

We are very grateful to Dr Y. Li, Dr. Q. F. Liu, Mr. L. Liang, Ms. D. Zhou, and Ms. H. Yu (Beijing) for collecting the specimens and help in many ways. The research was partly supported by the National Natural Science Foundation of China (No. 30800106) and the International Project of Ministry of Agriculture of the People's Republic of China (No. 2011-G4).

References

- Bickel DJ (2004) *Alishania*, a new genus with remarkable female terminalia from Taiwan, with notes on *Chrysotimus* Loew (Diptera: Dolichopodidae). Bishop Museum Bulletin in Entomology 12: 27-34.
- Coquillett DW (1910) The type-species of the North American genera of Diptera. Proceedings of the United States National Museum 37: 499-647.
- Dyde DE (1975) Family Dolichopodidae. In: Delfinado MD, Hardy DE (Eds) A catalog of the Diptera of the Oriental region, 2. Honolulu, 212-258.

- Loew H (1857) Neue Beiträge zur Kenntniss der Dipteren. Fünfter Beitrag. Programm der Königlichen Realschule zu Meseritz 1857: 1–56.
- Negrobov OP (1968) A new genus and species of the Dolichopodidae (Diptera). Zoologicheskii Zhurnal 47: 470–473.
- Negrobov OP (1978) Species of the group *Chrysotimus* Fallén (Dolichoipodidae, Diptera) in the fauna of the USSR. Zoologicheskii Zhurnal 57(9): 1375–1381.
- Negrobov OP (1991) Family Dolichopodidae. In: Soós A, Papp L (Eds) Catalogue of Palearctic Diptera. Volume 7, Elsevier Science Publishers & Akademiai Kiado, Amsterdam & Budapest, 11–139.
- Wang MQ, Yang D, Grootaert P (2005). *Chrysotimus* Loew from China (Diptera: Dolichopodidae). Zootaxa 1003: 1–32.
- Yang D (2001) Dolichopodidae. In: Wu H, Pan C (Eds) Insects of Tianmushan national natural reserve. Science Press, Beijing, 429–441.
- Yang D, Saigusa T (2001a) New and little known species of Dolichopodidae (Diptera) from China (VIII). Bulletin de l'Institut Royal des Sciences Naturelles Belgique, Entomologie 71: 155–164.
- Yang D, Saigusa T (2001b) New and little known species of Dolichopodidae (Diptera) from China (IX). Bulletin de l'Institut Royal des Sciences Naturelles Belgique, Entomologie 71: 165–188.
- Yang D, Saigusa T (2005) Diptera: Dolichopodidae. In: Yang XK (Ed) Insects Fauna of Middle-west Qinling Range and South Mountains of Gansu Province. Science Press, Beijing, 740–765.
- Yang D, Zhu YJ, Wang MQ and Zhang LL (2006) World catalog of Dolichopodidae (Insecta: Diptera). China Agricultural University Press, Beijing, 704 pp.