



Distribution extension and first record of *Trinycteris nicefori* Sanborn, 1949 (Chiroptera, Phyllostomidae) from the state of Pernambuco, Brazil

Luiz Augustinho Menezes da Silva¹, Edson Silva Barbosa Leal², Emmanuel Messias Vilar³, Albérico Queiroz Salgueiro de Souza⁴, Allyson dos Santos da Silva⁵, Maria Adélia Borstelmann de Oliveira⁶

1 Universidade Federal de Pernambuco, Centro Acadêmico de Vitória, Núcleo de Biologia, Grupo de Estudo dos Morcegos do Nordeste. Rua do Alto do Reservatório, s/n, Bela Vista, CEP 55608-680, Vitória de Santo Antão, PE, Brazil. **2** Universidade Federal de Pernambuco, Programa de Pós-Graduação em Biologia Animal, Centro de Biociências, Departamento de Zoologia, Laboratório de Ciência Aplicada à Conservação da Biodiversidade, Av. Prof. Moraes Rego, 1235, CEP 50670-901, Recife, PE, Brazil. **3** Universidade Federal da Paraíba, Programa de Pós-Graduação em Ciências Biológicas (Zoologia), Centro de Ciências Exatas e da Natureza, Departamento de Sistemática e Ecologia, Laboratório de Mamíferos, Jardim Universitário, s/n, Castelo Branco, CEP 58051-900, João Pessoa, PB, Brazil. **4** Universidade Estadual de Santa Cruz, Programa de Pós-Graduação em Ecologia e Conservação da Biodiversidade, Laboratório de Ecologia Aplicada à Conservação, Rodovia Ilhéus-Itabuna, Km 16, Salobrinho, CEP 45662-000, Ilhéus, BA, Brazil. **5** Universidade Federal Rural de Pernambuco, Programa de Pós-Graduação em Ecologia, Departamento de Biologia, Laboratório de Parasitologia, Av. Dom Manoel de Medeiros, s/n, Dois Irmãos, CEP, 52171-900, Recife, PE, Brazil. **6** Universidade Federal Rural de Pernambuco, Departamento de Morfologia e Fisiologia Animal, Laboratório de Ecofisiologia e Comportamento Animal, Av. Dom Manoel de Medeiros, s/n, Dois Irmãos, CEP 52171-900, Recife, PE, Brazil.

Corresponding author: Luiz Augustinho Menezes da Silva, laugustinhoms@gmail.com

Abstract

This study presents the first record of *Trinycteris nicefori* Sanborn, 1949 from the Brazilian state of Pernambuco. The specimens were collected in the municipalities of Recife and São Lourenço da Mata in fragments of the Atlantic Forest. Three females were collected. The measurements and coloration pattern of these specimens are consistent with the diagnosis of the species. This record establishes a new limit for the known distribution of *T. nicefori* in Brazil, extending this range approximately 450 km to the most northeastern part of the Atlantic Forest.

Keywords

Atlantic Forest; bats; Brazilian Northeast; Niceforo's Big Eared-Bat; Phyllostominae.

Academic editor: William Corrêa Tavares | Received 29 October 2019 | Accepted 3 February 2020 | Published 17 April 2020

Citation: Silva LAM, Leal ESB, Vilar EM, Souza AQS, da Silva AS, Oliveira MAB (2020) Distribution extension and first record of *Trinycteris nicefori* Sanborn, 1949 (Chiroptera, Phyllostomidae) from the state of Pernambuco, Brazil. Check List 16 (2): 461–469. <https://doi.org/10.15560/16.2.461>

Introduction

Trinycteris nicefori Sanborn, 1949 is a member of family Phyllostomidae and the only species of the genus *Trinycteris* Sanborn, 1949. Considered a subgenus of *Micronycteris* Gray, 1866 until recently, *Trinycteris* was

elevated to a full genus based on genetic and morphological data (Sanborn 1949; Simmons and Voss 1998; Wetterer et al. 2000).

Trinycteris nicefori is a small, foliage-gleaning

insectivore (Kalko et al. 1996), with forearm length ranging from 35.0 to 41.0 mm and a body weight of 7–11 g (Simmons and Voss 1998; Williams and Genoways 2008). It is known to occur in Belize, Colombia, Costa Rica, Guatemala, Mexico, Nicaragua, Panama, Venezuela, French Guiana, Guyana, Brazil, Peru, Bolivia, Suriname, and Trinidad and Tobago (Williams and Genoways 2008; Tavares and Burneo 2015). In Brazil, *T. nicefori* was initially thought to occur only in the Amazon region (Simmons 2005), although it has now been recorded in 13 Brazilian states, including Amazon–Cerrado transition areas and in the Atlantic Forest (Nunes et al. 2005; Paglia et al. 2012; Brito and Bocchiglieri 2012). Thus, it seems to prefer mesic environments and is relatively intolerant to arid conditions (Rocha et al. 2013, 2015). It is absent from the Caatinga and Cerrado biomes (Lima et al. 2018). In the states of Bahia and Sergipe in northeastern Brazil, this species has been found only in the Atlantic Forest domain (Faria et al. 2006; Faria and Baumgarten 2007; Brito and Bocchiglieri 2012; Lima et al. 2018).

We provide the first records of this bat species from the Brazilian state of Pernambuco and the third and fourth records from the Northeastern Region of Brazil, based on three specimens captured in the Pernambuco Center of Endemism, which is a region that encompasses the fragments of Atlantic Forest north of the São Francisco River (Feijó and Langguth 2013).

Methods

Three adult female were collected in two areas of Atlantic Forest in Pernambuco, northeastern Brazil, using mist nets as described below. Permits to capture and handle the species were provided by the Brazilian environmental agency (SISBIO license number 43153-2, MMA, IBAMA and ICMBIO).

These records are part of the monitoring project “Implantation of a Fauna Monitoring Program for the route of the Recife II/Pau Ferro Transmission line”, and of the biodiversity research program “Research Program in Biodiversity (PPBio) – Atlantic Forest Network, Northeastern Sector, Pernambuco Site”. The areas surveyed are located within the Atlantic Forest domain and have a warm and humid climate, type As’ in the Köppen classification system, with mean annual temperatures between 24.2 °C and 29.5 °C and annual precipitation of 1634.5–1845.7mm.

The first site was surveyed at Engenho Tapacurá, a farm with a predominance of sugarcane plantations and some small remnants of Atlantic Forest. The forest here is characterized as secondary forest, with a few trees remaining from the primary forest, and habitats in varying degrees of preservation.

The second site surveyed was in the Dois Irmãos State Park (Parque Estadual de Dois Irmãos: PEDI), a protected area of 1,158.51 ha (state decree no. 40,547, of 28 March 2014) in the northwestern zone of the city

of Recife (Weber and Rezende 1998; Lima and Corrêa 2005). This area is one of the largest urban fragments of Atlantic Forest in this state (Ramos et al. 2006) and includes the city’s zoo and a complex formed by three dams that serve as the local water supply (Coutinho et al. 1998). The vegetation is classified as Dense Ombrophilous Forest (IBGE 2012), which is in a secondary stage of succession, in which three distinct strata can be observed, with a canopy that reaches 20 m in height. The PEDI is located within an urban matrix, in a densely populated region, but is nevertheless still considered to be an important remnant of the Atlantic Forest within the Pernambuco Center of Endemism.

During the project “Implantation of a Fauna Monitoring Program for the route of the Recife II/Pau Ferro Transmission line”, bats were captured using 10 ground-level mist nets (12 m × 2.5 m) set on expected bat flight routes. These nets were opened just after sunset and remained active for 7 hours each night over 15 days in each season (dry and rainy). In the PPBio surveys, 11 mist nets (12 m × 2.5 m) were used, set at ground-level and interspersed within the permanent plots of the PPBio-PEDI module, which was established using the RAPELD protocol and follow the ground contour. These nets were opened after sunset and remained open for 7 hours each night. During this project surveys were conducted on a quarterly schedule and lasted three days, covering both the dry and rainy seasons.

After capture, the specimens were handled according to the recommendations of the American Society of Mammalogists (Sikes et al. 2016), fixed in 10% formalin, and preserved in 70% alcohol. The skulls were removed and cleaned. After recording the basic external and cranial measurements (Table 1), voucher specimens were deposited in the Mammals Collection of the Federal University of Pernambuco in Recife. The body and cranial measurements were obtained with digital calipers having a precision of 0.05 mm. The specimens were identified based on Sanborn (1949), Simmons and Voss (1998), Nogueira et al. (2007), Williams and Genoways (2008), and Lima et al. (2018).

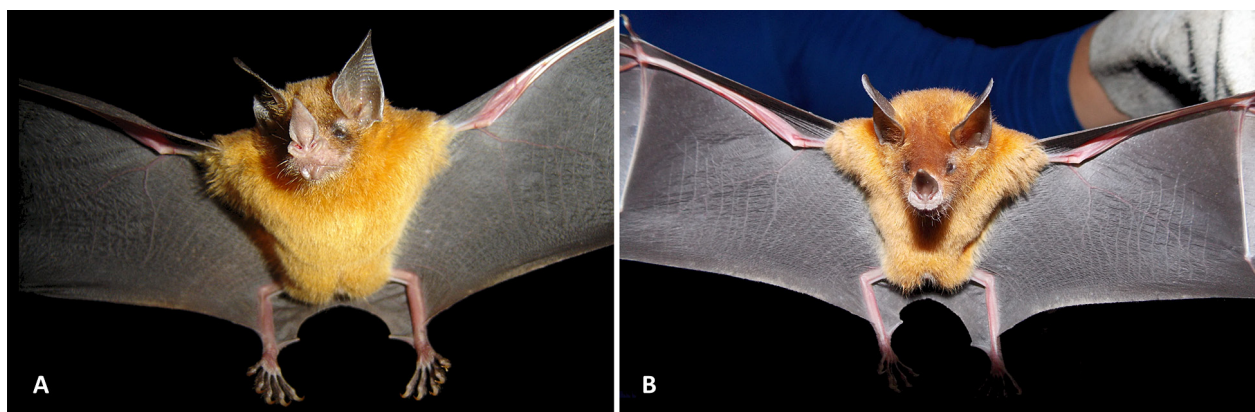
Results

New records. Brazil: Pernambuco • Engenho Tapacurá (08°00’S, 035°01’W, ca 160 m elev.), São Lourenço da Mata municipality, 1 adult female (Fig. 1); UFPE 3653, collected by LAM Silva, YB Valle, and MAB Oliveira, 27 September 2006 • Parque Estadual Dois Irmãos (08° 01’S, 034°52’W, 8 m elev.), Recife municipality, 1 adult female, UFPE 3654, collected by LAM Silva, AQS Souza, and AS Da Silva, 5 July 2015 • same locality, 1 adult female (Fig. 1), UFPE 3655, collected by LAM Silva, AQS Souza, and AS Da Silva, 10 October 2015.

The Engenho Tapacurá specimen was captured in one of the least impacted fragments of Atlantic Forest found within the study area. The forest matrix in the vicinity of a small reservoir is crossed by a dirt road,

Table 1. External and skull measurements (in mm) of the *Trinycteris nicefori* specimens collected during the present study and the specimens analyzed by Rocha et al. (2013), Lima et al. (2018), and Delciellos et al. (2018). The body mass is given in grams and the morphological measurements are in millimeters.

	Brazil, Pernambuco (UFPE3653) ♀	Brazil, Pernambuco (UFPE3654) ♀	Brazil, Pernambuco (UFPE3655) ♀	Lima et al. (2018) RRM07 ♀	Lima et al. (2018) RRM126 ♂	Delciellos et al. (2018) MN81510 ♂	Rocha et al. (2013) MZUSP 35193, MZUSP35195 ♀	Rocha et al. (2013) MZUSP 35194, MZUSP 35196 ♂
External measurements	<i>n</i> = 1	<i>n</i> = 1	<i>n</i> = 1	<i>n</i> = 1	<i>n</i> = 1	<i>n</i> = 1	<i>n</i> = 2	<i>n</i> = 2
Weight	6.9	8.5	8.5	8	6	—	—	—
Forearm length	37.0	36.5	38.0	39.68	38.0	37.00	—	—
Body length	45.0	46.5	44.0	—	—	—	—	—
Ear length	17.0	15.5	14.5	—	—	—	—	—
Tail length	2.1	8.0	12.2	—	—	—	—	—
Calcar length	—	5	4	—	—	5	—	—
Hindfoot length	12.5	11.5	10.0	—	—	—	—	—
Cranial measurements	<i>n</i> = 1	<i>n</i> = 1	<i>n</i> = 1	<i>n</i> = 1	<i>n</i> = 1	<i>n</i> = 1	<i>n</i> = 2	<i>n</i> = 2
Total skull length	19.85	19.81	19.67	21.0	20	19.40	19.48–19.58	20.05–19.56
Cranial box height	8.37	8.69	8.87	7.0	7.5	—	—	—
Condylobasal length	18.76	18.52	18.9	18.5	18.0	—	18.03–18.18	18.22–18.22
Postorbital constriction	4.00	5.37	4.45	4	4	—	4.12–4.32	4.36–4.22
Breadth of braincase	8.14	8.64	8.53	—	—	—	—	—
Mastoid breadth	7.22	8.45	7.99	—	—	—	8.35–8.68	8.78–8.76
Zygomatic breadth	9.91	10.16	10.22	—	—	—	9.62–9.76	9.85–9.37
Breadth across upper molars	6.13	6.25	6.04	—	—	—	6.35–6.48	6.56–6.37
Length of mandible	13.07	13.67	13.21	—	—	—	12.81–12.98	13.52–13.13
Mandibular toothrow length	7.83	8.10	8.08	—	—	—	5.69–5.78	5.96–7.34

**Figure 1.** Adult females of *Trinycteris nicefori* **A.** UFPE 3653; Engenho Tapacurá, São Lourenço da Mata, Pernambuco. **B.** UFPE 3654; Parque Estadual de Dois Irmãos, Recife, Pernambuco.

intersected by numerous trails, and surrounded by sugarcane plantations (Ramos and Araújo 2006). The vegetation there is relatively dense, with tree heights ranging from 5 to 8 m and high frequency of species typical for the region, in particular, *Sloanea guianensis* (Aubl.) Benth (Elaeocarpaceae), *Parkia pendula* (Willd.) Benth. ex Walp. (Leguminosae), *Dialium guianensis* (Aubl.) Sandwith. (Caesalpinaceae), *Brosimum guianense* (Aubl.) Huber (Moraceae), and *Tapira guianensis* Aubl. (Anacardiaceae).

The Parque Estadual Dois Irmãos specimens were captured in an important protected area within the urban zone of the city of Recife. The specimens were captured in the permanent plot PE1-1500 of the PPBio module

installed in the PEDI. This plot is located near the margin of the protected area, near the local community known as Estrada dos Macacos. The vegetation here is dominated by *Pogonophora schomburgkiana* Miers ex Benth., *Tovomita brevistaminea* Engl., *Paypayrola blanchetiana* Tul., *Eschweilera ovata* (Cambess.) Miers, and *Thyrsoidium spruceanum* Benth. A number of *P. pendular* trees are also found within the area.

Identification. Our three specimens have pointed ears with concave outer margins. The interauricular band is absent. The nasal leaf base is fused to the upper lip. The lower lip has a pair of flat pads which are divided by a shallow groove. The calcar is shorter than the length of the foot. All three specimens have a reddish brown coat

typical of the red chromatic phase of the species (Sanborn 1949; Simmons and Voss 1998) (Fig. 1). The dorsal hairs are tricolor, with a first (basal) band which is pale, narrow, and inconspicuous, a second dark brown band, and a third darker brown (hair tip) band. The ventral pelage is slightly paler and tricolored. No dorsal stripe was observed (Simmons and Voss 1998; Reis et al. 2013; Delciellos et al. 2018). There are two pairs of upper incisors and three premolars. These incisors are not chisel-shaped but are protruding and are not aligned with the canines, being much shorter and narrower. The rostrum is shorter than the braincase. The rostrum and the anterior orbital region of the cranium are not inflated (Lima et al. 2018), and the basopharyngeal fossae are deep. The zygomatic is wider than the mastoid, and the lower incisors are trid (Fig. 2).

Discussion

Trinycteris nicefori was classified as Least Concern by the International Union for Conservation of Nature (Tavares and Burneo 2015). It was not included in the Brazilian Red Book of endangered fauna (ICMBio/MMA 2018). Despite its ample geographic range in the Neotropical region, *T. nicefori* is infrequently sampled in mist net inventories and has been recorded at only 26 localities in Brazil (Fig. 3; Table 2). There are still many potential gaps in its distribution.

The bat fauna of the Atlantic Forest is the best-sampled of any Brazilian biome (Bernard et al. 2011), and it has the second largest number of species (120), including five which are endemic to this biome (Paglia et al. 2012; Graipel et al. 2017; Muylaert et al. 2017). Even so, many knowledge gaps persist throughout the Atlantic Forest (Bernard et al. 2011), and further inventories are needed to determine the true chiropteran diversity of this biome.

Niche modeling using climatic and vegetative variables rather than land use (see Rocha et al. 2015) predicted the occurrence of *T. nicefori* in the Atlantic Forest of Pernambuco. As it stands, this affirmation implies that if the area is severely disturbed, the model will not indicate the occurrence of the species. Our study areas have a long history of anthropogenic impacts and fragmentation, so the new records of *T. nicefori* were unexpected.

Together with the recent report of *Lionycteris spurirelli* Thomas, 1913 from the same region (Lira et al. 2009), the confirmation of the presence of *T. nicefori* in Pernambuco reinforces the need for additional surveys of the state's chiropteran fauna, in particular in impacted and fragmented habitats, in order to determine the full diversity of this fauna and the distribution of bat species in this Brazilian state.

At present, 86 bat species in eight families and 43 genera are known to occur in Pernambuco (Reis et al. 2017; Loureiro et al. 2018; Barbier et al. 2019). This tally includes 70 species in the state's semiarid Caatinga scrublands and 66 species found in the small fragments of Atlantic Forest that persist in the state. The

Phyllostomidae is the most diverse family of mammals in Pernambuco, with 46 species recorded until now. Our report of *T. nicefori* increases the number of bat species known to occur in Pernambuco to 87 and the total for the state's Atlantic Forest to 67. This new records of *T. nicefori* also extend the known range of this species 450 km north and east of the nearest previously known locality, the Mata do Junco Wildlife Refuge in the Brazilian state of Sergipe. The new record from the Dois Irmãos State Park (PEDI) is the easternmost known locality of *T. nicefori* (Fig. 3).

Freitas and Silva (2014) recorded 26 bat species at Dois Irmãos during the survey for the compilation of the management plan of this protected area, which was recently expanded by more than 1,000 ha. Historically, bats were sampled in this area only in the vicinity of the zoo. As *T. nicefori* is considered to be a rare specialist species in the Atlantic Forest domain (Pires and Cadermatori 2018), the record from the PEDI indicates that a comprehensive sampling effort can guarantee a more definitive inventory of the bat diversity of an area, even in highly impacted urban forest fragments.

Acknowledgements

We are grateful to the administration of Dois Irmãos State Park (PEDI) for authorizing fieldwork work and to the PPBio for authorizing and financing the research within the scope of this research program. We would also like to thank the Coordenação de Aperfeiçoamento de Pessoal de Nível Superior (CAPES) for granting master's scholarships to A.Q.S.S. through the Graduate Program in Human Health and Environment at the Federal University of Pernambuco (UFPE) and to A.S.S through the Graduate Program in Ecology at the Federal Rural University of Pernambuco; and for granting Phd's scholarships to E.S.B.L. through the PostGraduate Program in Animal Biology at the Federal University of Pernambuco (UFPE) and to E.M.V. through the PostGraduate Program in Biological Science (Zoologia) at the Federal University of Paraíba (UFPB). We are also grateful to the members of the Northeast Bat Study Group (GEMNE) of the UFPE Vitória Academic Center and the Paloma J.A. de Oliveira for assistance during fieldwork at PEDI. We thank Stephen Francis Ferrari for her support in the English revision and the two anonymous reviewers provided valuable comments and suggestions that helped improve the manuscript.

Authors' Contributions

LAMS, MABO and AQSS collected the specimens; ESBL and EMV identified the species; ESBL described the morphology of the specimens; ESBL, ASS, AQSS and EMV contributed to the preparation and formatting of the manuscript; LAMS and MABO helped correct the manuscript.

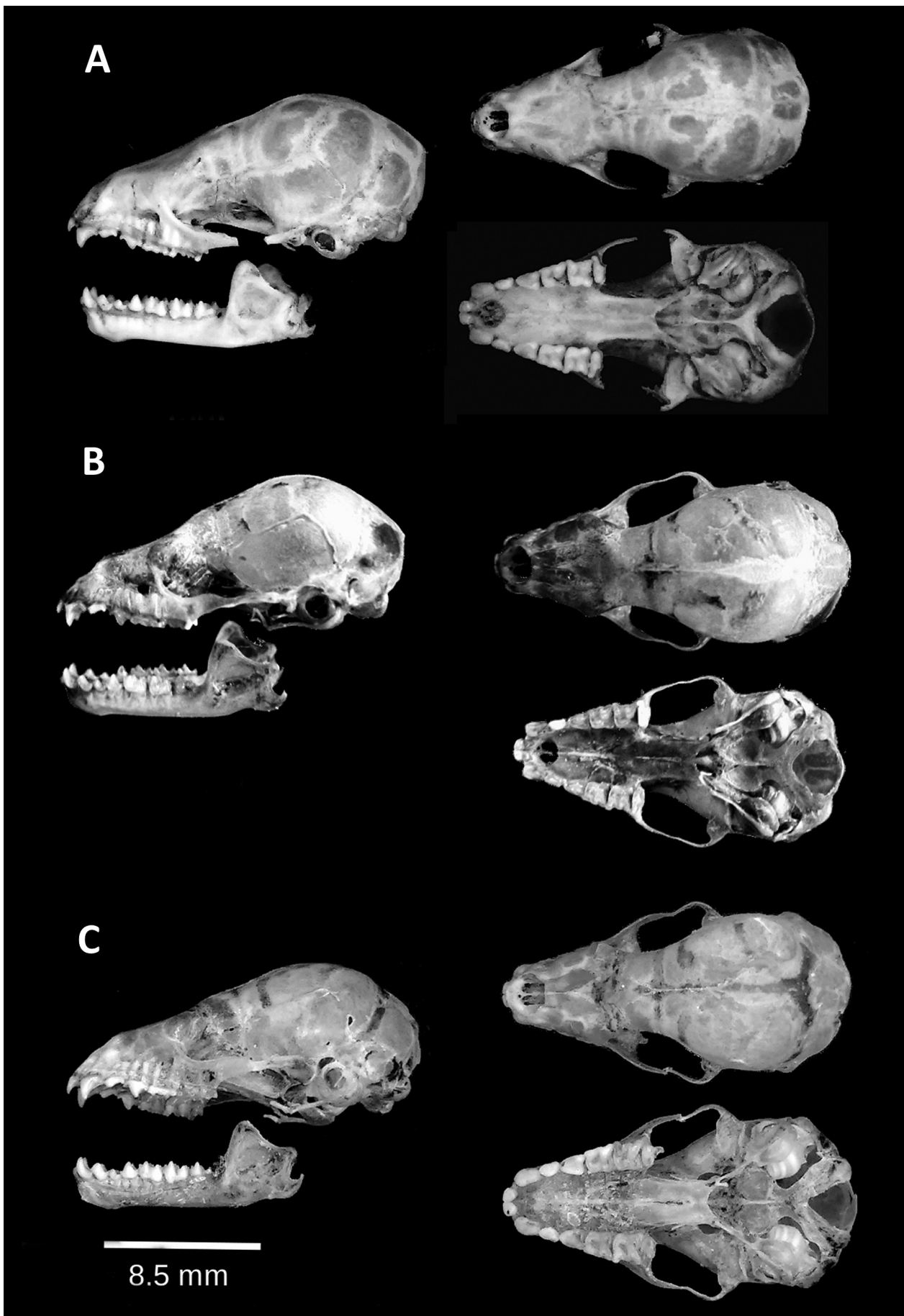


Figure 2. *Trinycteris nicefori*, adult females. **A.** Lateral, dorsal, and ventral views of the skull of UFPE 3653 from Engenho Tapacurá, São Lourenço da Mata, Pernambuco. **B, C.** Skulls in lateral, dorsal and ventral views of two adult females, UFPE 3654 and UFPE 3655, from Parque Estadual de Dois Irmãos, Recife, Pernambuco.

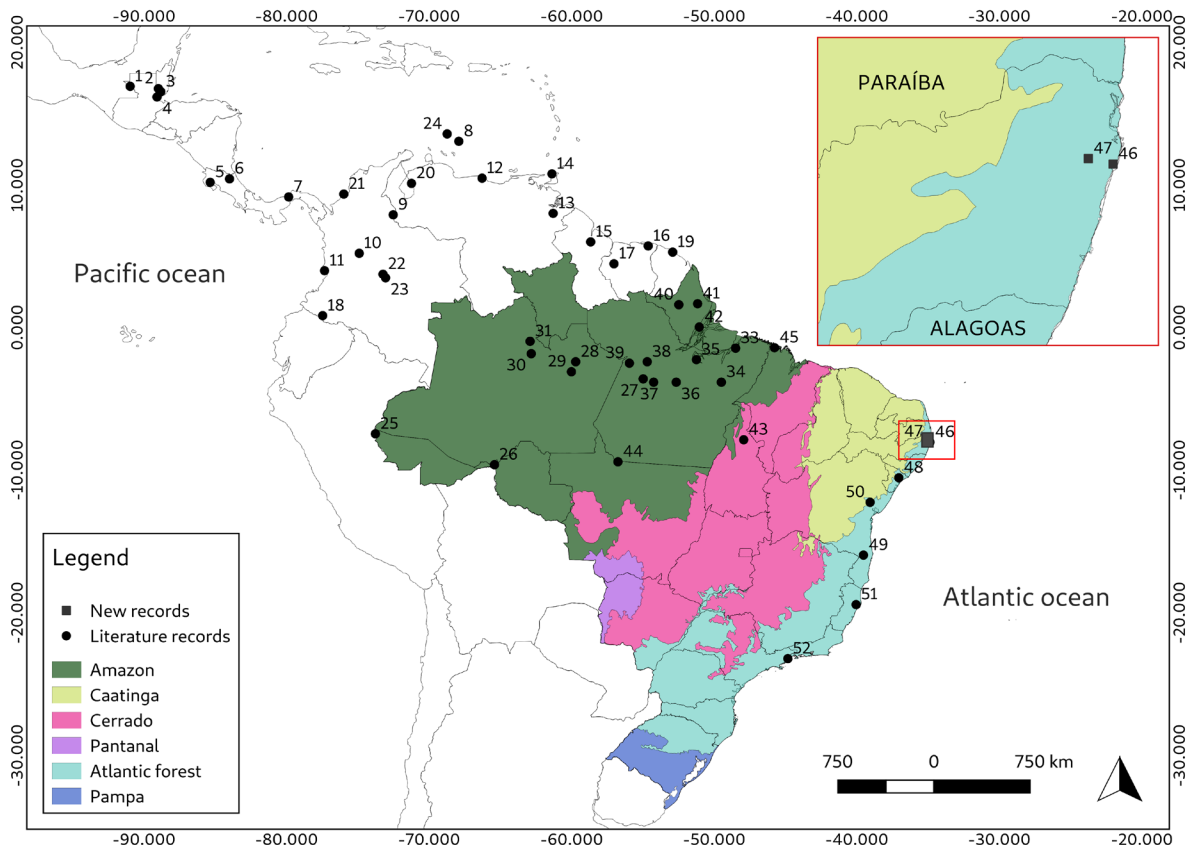


Figure 3. Distribution of *Trinycteris nicefori* records in Brazil. The numbers in the map coincide with those in Table 2.

Table 2. Known records of *Trinycteris nicefori* from North, Central and South America. The numerical codes refer to the points shown in Figure 3.

Location code	Latitude	Longitude	Locality	Reference
Mexico				
1	16°52'N	090°56'W	Chiapas, Yaxchilán	Escobedo and Morales et al. (2006)
Belize				
2	17°25' N	088°77'W	Cayo-Pond, Las Cuevas Research Station	Escobedo and Morales et al. (2006)
3	16°31'N	088°49'W	Toledo, Quebrada de Oro	McCarthy and Blake (1987)
4	16°09'N	089°05'W	Toledo, Aguacate	McCarthy (1987)
Costa Rica				
5	10°10'N	085° 21'W	Cavernas llamadas La Trampa, Península de Nicoya, Guanacaste	Vásquez and Durán (2017)
6	10°25'N	084°00'W	La Selva Biological Station	LaVal and Fitch (1977)
Panama				
7	09°09'N	079°51'W	Barro Colorado Island	Giannini and Kalko (2004)
Colombia				
8	13°03' N	067°55'W	Inírida	Ferrer-Pérez et al. (2009)
9	07°54' N	072°31'W	North Santander, Cucuta (Type locality)	Sanborn (1949)
10	05°12' N	074°54'W	Tolima, Mariquita	Muñoz (2001)
11	03°59' N	077°20'W	Valle del Cauca, Bahía Málaga Naval Base	Alberico (1987)
Venezuela				
12	10°28'N	066°17'W	Trujillo 19 km N of Valera, Miranda, Birongo	Williams and Genoways (2008)
13	08°00' N	061°18'W	Bolívar-Unidad V, Reserva Forestal Imataca	Ochoa (1995)
Trinidad and Tobago				
14	10°46'N	061°23'W	Trinidad, Las Cuevas	Carter et al. (1981)
Guyana				
15	06°00'N	058°40'W	Cuyuni-Mazaruni, Bartica, 24 miles along Portaro Road	Hill (1965)
Suriname				
16	05°43'N	054°38'W	Marowijne, Moengo, 10 kilometers N and 24 km W	Genoways and Williams (1979)
17	04°28'N	057°02'W	Bakhuis	Lim (2009)
Ecuador				
18	00°50'S	077°28'W	Orellana - Santa Rosa de Arapino	Albuja (1999)

Table 2. *Continued.*

Location code	Latitude	Longitude	Locality	Reference
French Guiana				
19	05°17'N	052°55'W	Paracou	Simmons and Voss (1998)
Peru				
20	10°06'N	071°14'W	Ucayali, Balta, Río Curanja	Voss and Emmons (1996)
21	09°21'N	075°59'W	Huanuco, Tingo María, Hotel Turistas	Bowles et al. (1979)
22	03°44'N	073°14'W	Iquitos	Klingbeil and Willig (2010)
23	03°29'N	073°03'W	Loreto, Puerto Indiana	Pirlot (1968)
Bolivia				
24	13°34'N	068°44'W	La Paz	Anderson (1997)
Brazil				
25	07°23'S	073°39'W	Parque Nacional da Serra do Divisor, Acre	Nogueira et al. (1999)
26	09°37'S	065°25'W	Porto Velho, Abunã, Rondônia	Rocha et al. (2013)
27	03°36'S	054°59'W	Parque Nacional do Tapajós, Amazonas	Presley et al. (2008)
28	02°25'S	059°45'W	Manaus, Projeto Dinâmica Biológica de Fragmentos Florestais, Amazonas	Sampaio et al. (2003)
29	03°06'S	060°01'W	Manaus, Reserva Ducke, Amazonas	Reis and Peracchi (1987)
30	01°50'S	062°50'W	Parque Nacional Jaú, Amazonas	Barnett et al. (2006)
31	00°58'S	062°55'W	Barcelos, Amazonas	Moratelli et al. (2010)
32	02°49'N	060°40'W	Urban area of the Boa Vista municipality, Roraima	Capaverde-Júnior et al. (2014)
33	01°27'S	048°30'E	Belém, Pará	Bernard et al. (2001)
34	03°50'S	049°30'W	Tucuruí, Pará	Pine et al. (1996)
35	02°15'S	051°15'W	Floresta Nacional Caxiuanã, Pará	Marques-Aguiar and Aguiar (2002)
36	03°50'S	052°40'W	Altamira, Pará	Voss and Emmons (1996)
37	03°50'S	054°15'W	Parque Nacional da Amazônia, Pará	Marques (1985)
38	02°24'S	054°42'W	Santarém, Pará	Bernard (2001)
39	02°30'S	055°57'W	Alter do Chão, Pará	Bernard and Fenton (2002)
40	01°36'N	052°29'W	Parque Nacional Montanhas do Tumucumaque, Amapá	Martins et al. (2006)
41	01°40'N	051°10'W	Floresta Nacional do Amapá, Amapá	Martins et al. (2006)
42	00°02'N	051°03'W	Macapá, Amapá	Peracchi et al. (1984)
43	07°52'S	047°56'W	Palmeirante, Tocantins	Nunes et al. (2005)
44	10°58'S	055° 45'W	Médio Teles Pires, Mato Grosso, Brasil	Miranda et al. (2015)
45	01°24'S	045°46'W	Godofredo Viana Cândido Mendes, Maranhão	Lima et al. (2018)
46	08°01'S	034°56'W	State Park Dois Irmãos, Recife municipality, Pernambuco (present study)	Present study
47	08°00'S	035°01'W	Engenho Tapacurá, São Lourenço da Mata municipality, Pernambuco (present study)	Present study
48	10°46'S	037°01'W	Refúgio de Vida Silvestre Mata do Junco, Capela municipality, Sergipe	Brito and Bocchiglieri (2012)
49	15°57'S	039°32'W	Itapebí, Bahia	Faria et al. (2006)
50	15°17'S	039°04'W	Una, Bahia	Faria et al. (2006)
51	19°25'S	040°03'W	Linhares, Espírito Santo	Peracchi and Albuquerque (1993)
52	23°12'N	044°50'W	Serra da Bocaina National Park, Paraty, Rio de Janeiro	Delciellos et al. (2018)

References

- Alberico MS (1987) Notes on distribution of some bats from south-western Colombia. In: Patterson BD, Timm RM (Eds) Studies in Neotropical mammalogy, essays in honor of Philip Hershkovitz. *Fieldiana Zoology (New Series)* 39: 133–135. <https://doi.org/10.5962/bhl.title.5578>
- Albuja VL (1999) Murciélagos del Ecuador. 2nd edición. Cicetrónica Compañía Limitada Offset, Quito, 288 pp.
- Anderson S (1997) Mammals of Bolivia: taxonomy and distribution. *Bulletin of the American Museum of Natural History* 231: 1–652.
- Barbier E, Graciolli G, Bernard E (2019) Structure and composition of Nycteribiidae and Streblidae flies on bats along an environmental gradient in northeastern Brazil. *Canadian Journal of Zoology* 97: 409–418. <https://doi.org/10.1139/cjz-2018-0098>
- Barnett AA, Sampaio EM, Kalko EK, Shapley RL, Fischer E, Camargo G, Rodriguez-Herrera B (2006) Bats of Jaú National Park, central Amazonia, Brazil. *Acta Chiropterologica* 8 (1): 103–128. [https://doi.org/10.3161/17335329\(2006\)8\[103:bojnpc\]2.0.co;2](https://doi.org/10.3161/17335329(2006)8[103:bojnpc]2.0.co;2)
- Bernard E (2001) Species list of bats (Mammalia: Chiroptera) of Santarém area, Pará state, Brazil. *Revista Brasileira de Zoologia* 18 (2): 455–463. <https://doi.org/10.1590/S0101-81752001000200016>
- Bernard E, Fenton MB (2002) Species diversity of bats (Chiroptera: Mammalia) in forest fragments, primary forests and savannas in Central Amazonia, Brazil. *Canadian Journal Zoology* 80: 1124–1140. <https://doi.org/10.1139/z02-094>
- Bernard E, Machado RB, Aguiar LS (2011) Discovering the Brazilian bat fauna: a task for two centuries? *Mammal Review* 41: 23–39. <https://doi.org/10.1111/j.1365-2907.2010.00164.x>
- Bowles JB, Cope JB, Cope EA (1979) Biological studies of selected Peruvian bats of Tingo Maria, Departamento de Huánuco 82: 1–10. <https://doi.org/10.2307/3627013>
- Brito DV, Bocchiglieri A (2012). Comunidade de morcegos (Mammalia, Chiroptera) no Refúgio de Vida Silvestre Mata do Junco, Sergipe, nordeste do Brasil. *Biota Neotropica* 12 (3): 254–262. <https://doi.org/10.1590/S1676-06032012000300025>
- Capaverde-Júnior UD, Pacheco SM; Duarte, ME (2013) Murciélagos (Mammalia: Chiroptera) del área urbana del município de Boa Vista, Roraima, Brasil. *Barbastella* 7 (1): 13–17. <https://doi.org/10.14709/BarbJ.7.1.2014.03>
- Carter CH, Genoways HH, Loregnard RS, Baker RJ (1981) Observations on bats from Trinidad, with a checklist of species occurring on the island. *Occasional Papers the Museum Texas Tech University* 72: 1–27.
- Coutinho RQ, Lima-Filho MF, Silva-Neto JB, Silva EP (1998) Carac-

- terísticas climáticas, geológicas, geomorfológicas e geotécnicas da Reserva Ecológica de Dois Irmãos. In: Machado IC, Lopes AV, Porto KC (Eds) Reserva Ecológica de Dois Irmãos: estudos em um remanescente de Mata Atlântica em área urbana (Recife-Pernambuco - Brasil). Secretaria de Ciência e Tecnologia e Meio Ambiente (SECTMA), Recife, 21–49.
- Delciellos AC, Motta A, Dias D, Almeida B, Rocha-Barbosa O (2018) Morcegos do Parque Nacional da Serra da Bocaina, sudeste do Brasil: uma lista atualizada de espécies e uma extensão de distribuição para *Trinycteris nicefori* (Sanborn, 1949). *Biota Neotropica* 18 (4): e20180537. <https://doi.org/10.1590/1676-0611-bn-2018-0537>
- Faria D, Baumgarten J (2007) Shade cacao plantations (*Theobroma cacao*) and bat conservation in southern Bahia, Brazil. *Biodiversity and Conservation* 16 (2): 291–312. <https://doi.org/10.1007/s10531-005-8346-5>
- Faria D, Soares-Santos B, Sampaio E (2006) Bats from the Atlantic rainforest of Southern Bahia, Brazil. *Biota Neotropica* 6 (2): 2–13. <https://doi.org/10.1590/S1676-06032006000200022>
- Ferjóf A, Langguth A (2013) Mamíferos de médio e grande porte do nordeste do Brasil: distribuição e taxonomia, com descrição de novas espécies. *Revista Nordestina de Biologia* 22 (1/2): 3–225.
- Ferrer-Pérez A, Beltrán Gutiérrez M, Lasso CA (2009) Mamíferos de la Estrella Fluvial de Inírida: ríos Inírida, Guaviare, Atabapo y Orinoco (Colombia). *Biota Colombiana* 10 (1–2): 209–218.
- Freitas RG, Silva LAM (2014) Mastofauna alada do Parque Estadual Dois Irmãos. In: Rodrigues MF, Silva SPV (Eds) Plano de Manejo—Parque Estadual Dois Irmãos. Parque Dois Irmãos, Recife, 162–170.
- Genoways HH, Williams SL (1979) Records of bats (Mammalia: Chiroptera) from Suriname. *Annals of the Carnegie Museum* 48: 323–335.
- Giannini NP, Kalko EK (2004) Trophic structure in a large assemblage of phyllostomid bats in Panama. *Oikos* 105 (2): 209–220. <https://doi.org/10.1111/j.0030-1299.2004.12690.x>
- Graipel ME, Cherem J, Monteiro Filho EE, Carmignotto AP (2017) Mamíferos da Mata Atlântica. In: Emygdio LA, Monteiro-Filho CEC (Ed.) Revisões em Zoologia: Mata Atlântica. Editora UFPR, Curitiba, 391–482.
- Hill JE (1965) Notes on bats from British Guiana, with the description of a new genus and species of Phyllostomidae. *Mammalia* 28 (4): 553–572. <https://doi.org/10.1515/mamm.1964.28.4.553>
- Instituto Brasileiro de Geografia e Estatística (IBGE) (1992) Manual técnico da vegetação brasileira. Serie Manuais Técnicos em Geociências. IBGE, Rio de Janeiro, 92 pp.
- Instituto Chico Mendes de Conservação da Biodiversidade-Ministério do Meio Ambiente (ICMBio/MMA) (2018) Livro Vermelho da Fauna Brasileira Ameaçada de Extinção: Volume II – Mamíferos. Brasília, DF : ICMBio/MMA, Brasília, 622 pp. http://www.icmbio.gov.br/portal/images/stories/comunicacao/publicacoes/publicacoes-diversas/livro_vermelho_2018_vol2.pdf. Accessed on: 2019-10-10.
- Kalko, EKV, Handley CO, Handley D (1996) Organization, diversity and long-term dynamics of a Neotropical bat community. In: Cody ML, Smallwood JA (Eds) Long-term studies of vertebrate communities. Academic Press, San Diego, 503–553. <https://doi.org/10.1016/B978-0-12-178075-3.X5000-4>
- Klingbeil BT, Willig MR (2010) Seasonal differences in population, ensemble and community level responses of bats to landscape structure in Amazonia. *Oikos* 119: 1654–1664. <https://doi.org/10.1111/j.1600-0706.2010.18328.x>
- LaVal RK, Fitch HS (1977) Structure, movements and reproduction in three Costa Rican bat communities. *Occasional Papers of the University of Kansas* 69: 1–28. <https://doi.org/10.5962/bhl.part.24794>
- Lim BK (2009) Environmental assessment at the Bakhuis Bauxite Concession: small-sized mammal diversity and abundance in the lowland humid forests of Suriname. *The Open Biology Journal* 2: 42–53. <https://doi.org/10.2174/1874196700902010042>
- Lima ACS, Cardoso FHS, Mendes SB, Fraga EC, Barros MC (2018) New records of Niceforo's big-eared bat, *Trinycteris nicefori* (Sanborn, 1949) (Chiroptera, Phyllostomidae), from the state of Maranhão, Brazil. *ZooKeys* 787: 127–134. <https://doi.org/10.3897/zookeys.787.26538>
- Lima MGC, Corrêa ACB (2005) Apropriação de uma unidade de conservação de Mata Atlântica no espaço urbano de Recife—PE: o caso da reserva de Dois Irmãos. *Revista de Geografia* 22 (1): 67–77.
- Lira TC, Mendes Pontes AR, Santos KRP (2009) Ocorrência do morcego *Lionycteris spurrelli* Thomas, 1913 (Chiroptera, Phyllostomidae) na Floresta Atlântica do nordeste do Brasil. *Biota Neotropica* 9 (1): 253–255. <https://doi.org/10.1590/S1676-06032009000100025>
- Loureiro LO, Gregorin R, Perini FA (2018) Diversity, morphological phylogeny, and distribution of bats of the genus *Molossus* E. Geoffroy, 1805 (Chiroptera, Molossidae) in Brazil. *Zoosystema* 40 (18): 425–452. <https://doi.org/10.5252/zoosystema2018v40a18>
- McCarthy TJ (1987) Distributional records of bats from the Caribbean Lowlands of Belize and adjacent Guatemala and Mexico. *Fieldiana Zoology (New Series)* 39: 137–162.
- McCarthy TJ, Blake M (1987) Noteworthy bat records from the Maya Mountain Forest Reserve, Belize. *Mammalia* 51 (1): 161–164.
- Marques SA (1985) Novos registros de morcegos do Parque Nacional da Amazônia (Tapajós), com observações do período de atividade noturna e reprodução. *Boletim do Museu Paraense Emílio Goeldi, Série Zoologia* 2: 71–83.
- Marques-Aguiar SA, Aguiar GFS (2002) Interações de quirópteros em ecossistemas tropicais: perspectivas de estudo para Caxiuana. In: Lisboa PLB (Ed.) Caxiuana: populações tradicionais, meio físico e diversidade biológica. Museu Paraense Emílio Goeldi, Belém, 651–668 pp.
- Martins ACM, Bernard E, Gregorin R (2006) Inventários biológicos rápidos de morcegos (Mammalia, Chiroptera) em três unidades de conservação do Amapá, Brasil. *Revista Brasileira de Zoologia* 23 (4): 1175–1184.
- Miranda JM, Zago L, Carvalho F, Rubio MB, Bernardi IP (2015). Morcegos (Mammalia: Chiroptera) da região do Médio Rio Teles Pires, Sul da Amazônia, Brasil. *Acta Amazonica* 45 (1): 89–100.
- Moratelli R, Dias D, Bonvicino RC (2010) Estrutura e análise zoogeográfica de uma taxocenose de morcegos no norte do estado do Amazonas, Brasil. *Chiroptera Neotropical* 16 (1): 661–671.
- Muñoz J (2001) Los murciélagos de Colombia. Sistemática, distribución, descripción, historia natural y ecología. Editorial Universidad de Antioquia, Medellín, xvii + 391 pp.
- Muylert RL, Stevens RD, Esbérard CEL, Mello MAR, Garbino GST, Varzinczak LH, Faria D, De Moraes WM, Kerches RP, Regolin AL, Oliveira HFM, Costa LM, Barros MAS, Sabino-Santos G, Crepaldi MMA, Kavagutti VS, Passos FC, Marjakangas E, Maia FGM, Ribeiro MC, Galetti M (2017) Atlantic Bats: a dataset of bat communities from the Atlantic Forests of South America. *Ecology* 98: 3227–3227. <https://doi.org/10.1002/ecy.2007>
- Nogueira MR, Peracchi AL, Moratelli R (2007) Subfamília Phyllostominae. In: Reis NR, Peracchi AL, Pedro WA, Lima IP (Eds) Morcegos do Brasil. Londrina: Editora da Universidade Estadual de Londrina, Londrina, 61–97.
- Nogueira MR, Pol A, Peracchi AL (1999) New records of bats from Brazil with a list of additional species for the chiropteran fauna of the state of Acre, western Amazon basin. *Mammalia* 63 (3): 363–368.
- Nunes A, Marques-Aguiar S, Saldanha N, Silva e Silva R, Bezerra A (2005) New records on the geographic distribution of bat species in the Brazilian Amazonian. *Mammalia* 69: 109–115. <https://doi.org/10.1515/mamm.2005.012>
- Ochoa GJ (1995) Los mamíferos de la Región de Imataca, Venezuela. *Acta Científica Venezolana* 46: 274–287.
- Paglia AP, Fonseca GA, Rylands AB, Herrmann G, Aguiar LM, Chiarrello AG, Leite YLR, Costa LP, Siciliano S, Kierulff MCM, Mendes SL, Tavares VC, Mittermeier RA, Patton JL (2012) Lista Ano-

- tada dos Mamíferos do Brasil/Annotated checklist of Brazilian mammals. 2nd Edition. Occasional Papers in Conservation Biology, No. 6. Conservation International, Arlington, 76 pp.
- Peracchi AL, Raimundo SDL, Tannure AM (1984) Quirópteros do território Federal do Amapá, Brasil (Mammalia: Chiroptera). Arquivos da Universidade Federal Rural do Rio de Janeiro, Seropédica 7 (2): 89–100.
- Peracchi AL, Albuquerque ST (1993) Quirópteros do município de Linhares, Estado do Espírito Santo, Brasil (Mammalia, Chiroptera). Revista Brasileira de Biologia 53 (4): 575–581.
- Pine RH, LaVal RK, Carter DC, Mok WY (1996) Notes on the gray-beard bat, *Micronycteris daviesi* (Hill) (Mammalia: Chiroptera: Phyllostomidae), with the first records from Ecuador and Brazil. In: Genoways HH, Baker RJ (Eds) Contributions in Mammalogy: a memorial volume honoring Dr. J. Knox Jones, Jr. Museum of Texas Tech University, Lubbock, 183–190 pp.
- Pires DPS, Cadermatori CV (2018) Influence of the size and degree of conservation of remnants of the Atlantic rain forest on chiropteran assemblages. Acta Biológica Catarinense 5 (2): 68–79. <https://doi.org/10.21726/abc.v5i2.595>
- Pirlot P (1968) Chiroptères du Pérou, spécialement de haute Amazonie. Mammalia 32(1): 86–96. <https://doi.org/10.1515/mamm.1968.32.1.86>
- Presley SJ, Willig MR, Wunderle Jr. M, Saldanha LN (2008) Effects of reduced-impact logging and forest physiognomy on bat populations of lowland Amazonian forest. Journal of Applied Ecology 45 (1): 14–25. <https://doi.org/10.1111/j.1365-2664.2007.01373.x>
- Ramos ACS, Zickel CS, Pimentel RMM (2006) Fenologia da floração e frutificação de espécies do sub-bosque em um fragmento urbano de Floresta Atlântica do Nordeste – Brasil. Revista de Geografia 23 (1): 80–90.
- Ramos EMNF, Araújo EL (2006) Caracterização florística de trechos da vegetação ao longo da LT—pau Ferro II, Pernambuco. Relatório Técnico, Recife, 62 pp.
- Reis NR, Fregonezi MN, Peracchi AL, Shibatta AO (2013) Morcegos do Brasil—Guia de Campo. Editora: Technical Books, Rio de Janeiro, 252 pp.
- Reis NR, Peracchi AL (1987) Quirópteros da região de Manaus, Amazonas, Brasil (Mammalia, Chiroptera). Boletim do Museu Paraense Emílio Goeldi, Série Zoologia 3: 161–182.
- Reis NR, Peracchi AL, Batista CB, Lima IP, Pereira AD (2017) História Natural dos Morcegos Brasileiros Chave de Identificação de Espécies. Editora: Technical Books, Rio de Janeiro. 416 pp.
- Rocha PA, Ferrari SF, Feijó A, Gouveia SF (2015) Correction: Zoogeography of South American Forest-Dwelling Bats: Disjunct Distributions or Sampling Deficiencies? PLoS ONE 10 (8): e0136808. <https://doi.org/10.1371/journal.pone.0136808>
- Rocha PA, Garbino ST, Aires CC (2013) Update on the distribution of *Trinycteris nicefori* Sanborn, 1949 (Chiroptera: Phyllostomidae): new record for the Amazonia of Brazil. Check List 9 (4): 785–789. <https://doi.org/10.15560/9.4.785>
- Sampaio EM, Kalko EK, Bernard E, Rodríguez-Herrera B, Handley Jr CO (2003) A biodiversity assessment of bats (Chiroptera) in a tropical lowland rainforest of central Amazonia, including methodological and conservation considerations. Studies on Neotropical Fauna and Environment 38 (1): 17–31.
- Sanborn CC (1949) Bats of the genus *Micronycteris* and its subgenera. Chicago Natural History Museum 31 (27): 215–233.
- Sikes RS and the Animal Care and Use Committee of the American Society of Mammalogists (2016) Guidelines of the American Society of Mammalogists for the use of wild mammals in research and education. Journal of Mammalogy 97: 663–688. <https://doi.org/10.1093/jmammal/gyw078>
- Simmons NB (2005) Order Chiroptera. In: Wilson DE, Reeder DM (Eds) Mammal species of the world: a taxonomic and geographic reference. The Johns Hopkins University Press, Baltimore, 312–529.
- Simmons NB, Voss RS (1998) The mammals of Paracou, French Guiana: a Neotropical lowland rain forest fauna. Part I. Bats. Bulletin of the American Museum of Natural History 273: 1–219.
- Tavares V, Burneo S (2015) *Trinycteris nicefori*. The IUCN Red List of threatened species 2015: e.T13381A22123365. <https://doi.org/10.2305/iucn.uk.2015-4.rlts.t13381a22123365.en>
- Vásquez OC, Durán EA (2017) Primer registro del murciélago *Trinycteris nicefori* (Chiroptera: Phyllostomidae) en la Península de Nicoya, Guanacaste, Costa Rica. Cuadernos de Investigación UNED 9 (1): 35–37.
- Voss RS, Emmons LH (1996) Mammalian diversity in Neotropical lowland rainforests: a preliminary assessment. Bulletin of the American Museum of Natural History 230: 1–115.
- Weber A, Rezende SM (1998) Reserva Ecológica e Parque Dois Irmãos: Histórico e situação atual. In: Machado IC, Lopes AV, Pôrto KC (Eds) Reserva ecológica de Dois Irmãos: estudos em um remanescente de mata Atlântica em área urbana (Recife – Pernambuco – Brasil). Editora Universitária da Universidade Federal de Pernambuco, Recife, 9–19.
- Wetterer AL, Rockman MV, Simmons NB (2000) Phylogeny of phyllostomid bats (Mammalia: Chiroptera): data from diverse morphological systems, sex chromosomes, and restriction sites. Bulletin of the American Museum of Natural History 248: 1–200. [https://doi.org/10.1206/0003-0090\(2000\)248<0001:popbmc>2.0.co;2](https://doi.org/10.1206/0003-0090(2000)248<0001:popbmc>2.0.co;2)
- Williams SL, Genoways HH (2008) Subfamily Phyllostominae Gray, 1825. In: Gardner AL (Ed.) Mammals of South America. Volume 1: marsupials, xenarthrans, shrews, and bats. The University of Chicago Press, Chicago and London, 255–300.