



# Bryophytes of Serra da Capivara National Park, Piauí, Brazil

Géssica Maria Gomes do Nascimento<sup>1</sup>, Gonçalo Mendes da Conceição<sup>1</sup>, Denilson Fernandes Peralta<sup>2</sup>, Hermeson Cassiano de Oliveira<sup>1,3</sup>

**1** Programa de Pós-Graduação em Biodiversidade, Ambiente e Saúde, Universidade Estadual do Maranhão, Praça Duque de Caxias, Morro do Alecrim, s/n, 65055-310, Caxias, Maranhão, Brazil. **2** Instituto de Botânica de São Paulo, Av. Miguel Stéfano, 3687, 04301-012 - São Paulo, São Paulo, Brazil. **3** Universidade Estadual do Piauí, Campus Heróis do Jenipapo, Av. Sto. Antônio, s/n, 64280-000, Campo Maior, Piauí, Brazil.

**Corresponding author:** Géssica Maria Gomes do Nascimento, [gessica.nbio@gmail.com](mailto:gessica.nbio@gmail.com)

## Abstract

Most studies of bryophytes in Brazil have focused on the Atlantic and Amazon forests, leaving the Caatinga as the biome least bryologically studied in the country. A bryofloristic survey of Serra da Capivara National Park was undertaken to analyze species richness, the distribution of species among Brazilian biomes, and the geographic distribution of species. A total of 450 samples of 62 species were collected, representing 48 mosses, 13 hepatics, and one hornwort. The resulting species list includes 22 new records for the Caatinga, 34 new records for the state of Piauí, and two for the Northeast Region of Brazil. About 60% (37 spp.) of the species have broad distributions in Brazil while 13 have moderate distributions and 12 are considered restricted. The results reinforce the importance of floristic inventories in Brazil and the maintenance of Parque Nacional da Serra da Capivara as an area for the conservation of bryophytes.

## Keywords

Caatinga, liverworts, mosses.

**Academic editor:** Denise Pinheiro da Costa | Received 30 April 2019 | Accepted 3 September 2019 | Published 27 September 2019

**Citation:** Nascimento GMG, Conceição GM, Peralta DF, Oliveira HC (2019) Bryophytes of Serra da Capivara National Park, Piauí, Brazil. *Check List* 15 (5): 833–845. <https://doi.org/10.15560/15.5.833>

## Introduction

Bryophytes encompass three plant divisions—mosses, hepatics, and hornworts, which share the absence of a lignified vascular system, small size, and dependence on water for sexual reproduction (Vanderpoorten and Goffinet 2009).

Floristic inventories are of paramount importance because they enable the classification of biomes, the assessment of conservation status, and the prediction of temporal and spatial changes in plant communities (Moro et al. 2014). They have also been used to infer the effects of niches on the composition of communities (Germano et al. 2016).

The Caatinga is a mosaic of prickly shrubs and seasonally dry forests (Leal et al. 2005). This biome covers about 37% of the area of the state of Piauí (Silva 2003) and has previously been described as an ecosystem poor in species richness and endemism (Andrade-Lima 1982; Prance 1987). More recent studies, however, have shown the Caatinga to be important for the conservation of Brazilian biodiversity because it has a high degree of endemism and houses several species threatened with extinction (Leal et al. 2003), which reflect its heterogeneity.

Serra da Capivara National Park (PNSC) is within a region of sierras, valleys, and plains located in the Caatinga biome in the northeastern Brazil (Pellerin 1991). It

encompasses a great variety of landscapes. This park is relatively rich biologically and harbors species with restricted geographic distributions. The vegetation is deciduous with a shrub physiognomy and some arboreal elements (Lemos and Rodal 2002). Thus, PNSC has an important role for the conservation of biodiversity.

The bryoflora of Brazil comprises approximately 1567 species (15 hornworts, 668 hepatics, and 994 mosses), while 48 species are known from the state of Piauí (Costa and Peralta 2018). Most of the studies of bryophytes in Brazil have focused on the Atlantic and Amazon forests, leaving the Caatinga as the biome least bryologically studied in the country (Zartman 2003; Visnadi 2005; Oliveira and Bastos 2009, 2010). The few works carried out in the semi-arid northeastern Brazil have been restricted to humid and sub-humid enclaves that are dispersed throughout the region (Valente and Pôrto 2006; Campelo and Pôrto 2007; Oliveira and Alves 2007).

Due to the lack of studies on bryophytes and the significance of PNSC as an important conservation unit in Piauí, the objective of the present work was to conduct a survey of its bryoflora to analyze species richness, the occurrence of species among Brazilian biomes, and the geographic distribution of species.

## Methods

**Study area.** Serra da Capivara National Park (Fig. 1) is located in southeastern Piauí state (centered at approximately 08°26'50"S, 042°45'51"W) and includes the municipalities of São Raimundo Nonato, Coronel José

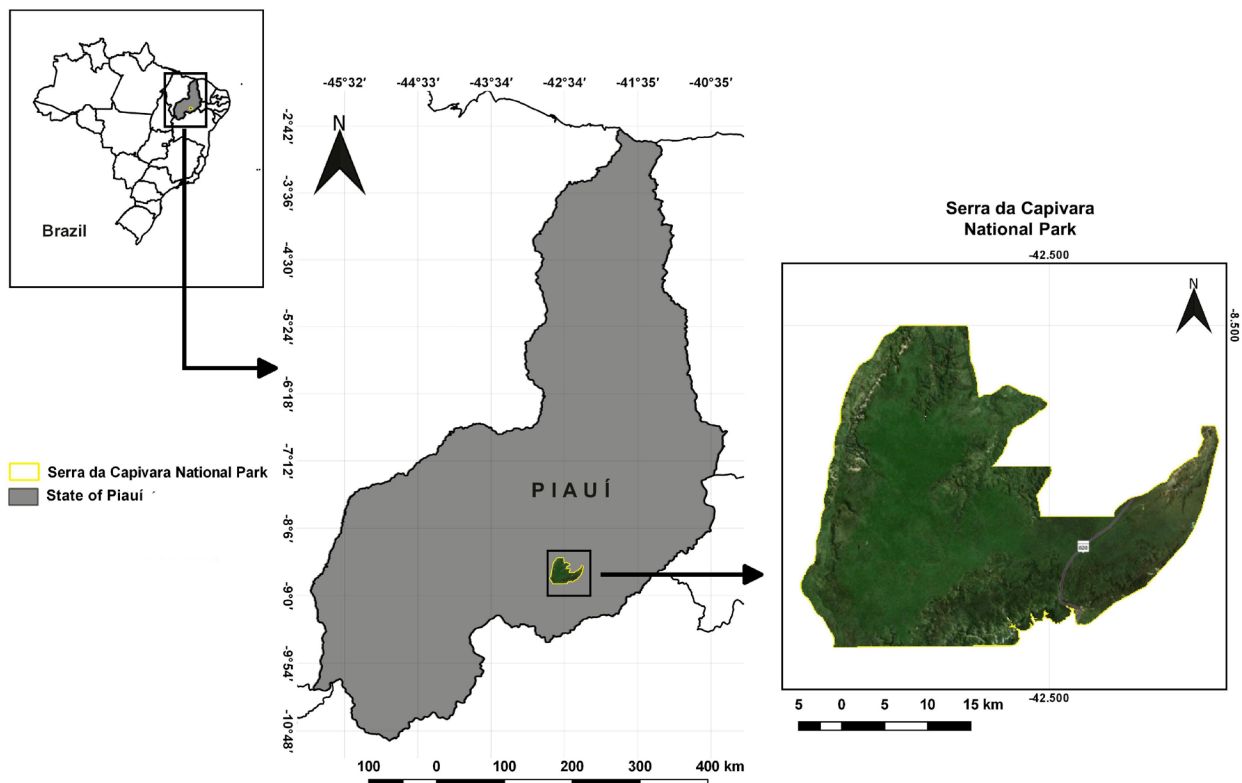
Dias, João Costa, and Brejo do Piauí. The park is at the border between two of the largest geological formations of northeastern Brazil: the Middle São Francisco depression and Piauí-Maranhão sedimentary basin (Pellerin 1991). The relief is quite complex and consists of a sandstone plateau dissected by canyons, cliffs, bluffs, and valleys, with unevenness reaching 250 m (Figs 2–7). Located in the Caatinga biome, PNSC experiences a hot semi-arid climate with a high mean annual temperature (Lemos and Rodal 2002).

**Sampling, herborization, and identification.** Authorization for the collection and transport of specimens was approved by the Instituto Chico Mendes de Conservação da Biodiversidade (ICMBio number 53182 -2).


Six field excursions were carried out between December 2016 and June 2017. Each excursion lasted two days with a daily walking time of eight hours per day on consecutive days. Collection, herborization, and preservation of material followed Gradstein et al. (2001). Random walks were performed, both on pre-existing trails and off trail, while collecting samples from all available substrates. Substrates and habitats were classified according to Fudali (2001).

We identified the samples and incorporated them into Herbário da Universidade Estadual do Piauí (HUESPI), Campus Heróis do Jenipapo, with duplicates incorporated into the Herbarium “Maria Eneyda Pacheco Kauffmann Fidalgo” (SP) at the Instituto de Botânica de São Paulo.

Species identification was accomplished in consultation with Sharp et al. (1994), Yano and Carvalho (1995),



**Figure 1.** Geographic location of the Serra da Capivara National Park in Brazil and the state of Piauí.



**Figures 2–7.** Study area. **2, 3.** Park overview **4.** Rupestrian field **5.** Field **6.** Interior aspect of canyons **7.** Arboreal physiognomy.

Buck (1998), Bôas-Bastos and Bastos (1998), Bastos et al. (2000), Gradstein et al. (2001), Gradstein and Costa (2003), Valente et al. (2011), and Bordin and Yano (2013), along with comparisons with herbarium specimens. The classifications used were those of Renzaglia et al. (2009) for Anthocerotophyta, Crandall-Stotler et al. (2009) for Marchantiophyta, and Goffinet et al. (2009) for Bryophyta.

Brazilian geographical distributions were categorized according to Valente and Pôrto (2006), who considered bryophytes that occur in one to four Brazilian states as “restricted”; those occurring in five to nine states as “moderately distributed”; and those occurring in 10 or more Brazilian states as “broadly distributed”. Also used were the Flora do Brasil 2020 (2019), complemented by the works of Gradstein and Costa (2003) and Costa and Peralta (2015).

## Results

A total of 450 samples of 62 species were collected, representing 48 mosses (21 genera and 12 families), 13 hepatics (seven genera and three families) and one hornwort (*Notothylas vitalii* Udar & D.K. Singh). This is the first record of a species of Anthocerotophyta for Piauí.

The species list includes 22 new occurrence records for the Caatinga, 34 for Piauí, and two for the Northeast Region of Brazil (Table 1).

The most represented moss families were Fissidentaceae (18 spp.), Bryaceae (6 spp.), and Sematophyllaceae (6 spp.). The most species-rich hepatic family was Ricciaceae (6 spp.).

Approximately 60% (37 spp.) of the taxa have broad distributions in Brazil, while 13 (21%) have moderate distributions and 12 (19%) are considered restricted (10 mosses and two hepatics).

Diagnostic characterization of new records and remarkable species are provided here in alphabetical order by family. Notable species are figured by photographs (Figs 8–23).

### Anthocerotophyta

Family Notothyladaceae Müll. Frib. ex Prosk.

*Notothylas vitalii* Udar & D.K. Singh, Misc. Bryol.

Lichenol. 8: 173. f. 1. 1980.

**Materials examined.** Table 1.

**Identification.** Characterized by the absence of pseud-elaters and columella, and the presence of yellow spores. Habitat: rupicolous.

**Table 1.** List of bryophyte found in Serra da Capivara National Park. Distribution patterns in Brazil: MO = Moderate distributed, RE = Restricted, EN = endemic, and BR = Broadly distributed. Biomes = Amazon Forest = AM, Atlantic Forest = AT, Cerrado = CE, Caatinga = CA, Pampa = PP, Pantanal = PA. \*New record for the state of Piauí. \*\*New record for Caatinga. \*\*\*New record for the Northeast Region (GMGN = Géssica Maria Gomes do Nascimento).

Taxon	Distribution pattern	Biome	Voucher	Latitude (S)	Longitude (W)
<b>Anthocerotophyta</b>					
Notothyladaceae					
** <i>Notothylas vitalii</i> Udar & D.K. Singh (Udar and Singh 1980: 173)	BR/EN	AM, AT, CE, PA	GMGN 1045 (HUESPI499)	08°49'24"	042°29'70"
<b>Marchantiophyta</b>					
Cephaloziellaceae					
** <i>Cylindrocolea rhizantha</i> (Mont.) R.M. Schust. (Montagne 1842: 454; Schuster 1972: 195)	MO	AM, AT, CE	GMGN 1048 (HUESPI500)	08°49'24"	042°29'70"
Corsiaceae					
<i>Cronisia fimbriata</i> (Nees) Whittm. & Bischl. (Nees von Esenbeck 1833: 301; Whittmore and Bischler 2001: 170)	MO	AT, CA, CE, PA	GMGN 677 (HUESPI575)	08°49'24"	042°29'70"
<i>Cronisia weddellii</i> (Mont.) Grolle (Montagne 1856: 352; Grolle 1977: 532)	BR	AT, CA, CE	GMGN 692 (HUESPI549)	08°49'35"	042°33'43"
Cyathodiaceae					
<i>Cyathodium cavernarum</i> Kunze (Kunze 1834: 18)	MO	AT, CE	GMGN 1053 (HUESPI506)	08°49'54"	042°33'43"
Fossombroniaceae					
<i>Fossombronia porphyrorhiza</i> (Nees) Prosk. (Nees von Esenbeck 1833: 343; Proskauer 1955: 197)	BR	AT, CA, CE, PA	GMGN 1049 (HUESPI501)	08°49'80"	042°29'50"
Lejeuneaceae					
** <i>Lejeunea cancellata</i> Nees & Mont. (Nees and Montagne 1842: 472)	BR	AT, CE, PA	GMGN 1051 (HUESPI502)	08°49'80"	042°29'50"
Ricciaceae					
* <i>Riccia erythrocarpa</i> Jovet-Ast (Jovet-Ast 1991: 69)	EN/RE	CA	GMGN 1050 (HUESPI503)	08°49'24"	042°29'70"
* <i>Riccia planobiconvexa</i> Steph. (Stephani 1897: 29)	BR	AT, CA, CE, PA, PP	GMGN 773 (HUESPI573)	08°49'54"	042°33'43"
** <i>Riccia ridleyi</i> A. Gepp in Ridley (Ridley 1890: 74)	RE	AT	GMGN 715 (HUESPI574)	08°49'54"	042°33'43"
* <i>Riccia stenophylla</i> Spruce (Spruce 1889: 195)	BR	AT, CA, CE, PA, PP	GMGN 1054 (HUESPI504)	08°49'54"	042°33'43"
<i>Riccia vitalii</i> Jovet-Ast (Jovet-Ast 1987: 45)	BR	AT, CA, CE	GMGN 1052 (HUESPI505)	08°49'54"	042°33'43"
* <i>Riccia wainionis</i> Steph. (Stephani 1898: 326)	BR	AT, CA, CE	GMGN 961 (HUESPI578)	08°49'54"	042°33'43"

Taxon	Distribution pattern	Biome	Voucher	Latitude (S)	Longitude (W)
<b>Targioniaceae</b>					
<i>Targionia hypophylla</i> L. (Linnaeus 1753:1136)	MO	AT, CE,	GMGN 1060 (HUESPI507)	08°49'54"	042°33'43"
<b>Bryophyta</b>					
<b>Archidiaceae</b>					
<i>Archidium ohioense</i> Schimp. ex Müll. Hal. (Muller 1851: 517)	BR	AT, CA, CE, PA, PP	GMGN 1046 (HUESPI508)	08°49'14"	042°29'70"
<b>Bartramiaceae</b>					
<i>*Philonotis cernua</i> (Wils.) Griffin & Buck (Wilson 1841: 383; Griffin and Buck 1989: 376)	BR	AT, CA, CE	GMGN 1054 (HUESPI509)	08°49'24"	042°29'70"
<i>Philonotis uncinata</i> (Schwägr.) Brid. (Schwägrichen 1816: 57; Bridel 1827: 22)	BR	AM, AT, CA, CE, PA, PP	GMGN 1050 (HUESPI510)	08°49'24"	042°29'70"
<b>Bryaceae</b>					
<i>**Brachymenium columbicum</i> (De Not.) Broth. (Notaris 1859: 445; Brotherus 1903: 557)	RE	AT	GMGN 1047 (HUESPI511)	08°49'57"	042°32'60"
<i>**Brachymenium fabronioides</i> (Müll. Hal.) Kindb. (Müller 1879: 289; Kindberg 1889: 86)	RE	AT	GMGN 1055 (HUESPI512)	08°49'70"	042°32'50"
<i>Bryum argenteum</i> Hedw. (Hedwig 1801: 181)	BR	AM, AT, CA, CE, PP	GMGN 1103 (HUESPI513)	08°49'80"	042°29'50"
<i>**Bryum arachnoideum</i> Müll. Hal. (Müller 1879: 378)	RE	AT	GMGN 1047 (HUESPI511)	08°49'57"	042°32'60"
<i>Bryum capillare</i> Hedw. (Hedwig 1801: 182)	BR	AM, AT, CE, PA, PP	GMGN 1156 (HUESPI514)	08°49'76"	042°32'50"
<i>**Bryum leptocladon</i> Sull. (Sullivant 1861: 282)	RE	CE	GMGN 1157 (HUESPI515)	08°49'24"	042°29'70"
<i>**Bryum limbatum</i> Müll. Hal. (Müller 1851: 573)	MO	AT, CE	GMGN 756 (HUESPI595)	08°49'24"	042°29'70"
<b>Calymperaceae</b>					
<i>Calymperes palisotii</i> Schwägr. (Schwägrichen 1816: 98)	BR	AM, AT, CA, CE	GMGN 1058 (HUESPI516)	08°49'24"	042°29'70"
<i>Octoblepharum albidum</i> Hedw. (Hedwig 1801: 50)	BR	AM, AT, CA, CE, PA, PP	GMGN 1060 (HUESPI517)	08°50'30"	042°33'30"
<b>Ephemeraceae</b>					
<i>**Micromitrium thelephorotheicum</i> (Florsch.) Crosby (Florschütz 1964: 67; Crosby 1968: 116)	RE	AM, AT	GMGN 826 (HUESPI602)	08°49'75"	042°32'50"
<b>Fissidentaceae</b>					
<i>Fissidens angustifolius</i> Sull. (Sullivant 1861: 275)	BR	AM, AT, CA, CE, PA, PP	GMGN 559 (HUESPI603)	08°49'24"	042°29'70"
<i>**Fissidens bryoides</i> Hedw. (Hedwig 1801: 153)	RE	AT	GMGN 1059 (HUESPI518)	08°49'24"	042°29'70"
<i>*Fissidens crispus</i> Mont. (Montagne 1838: 57)	BR	AM, AT, CA, CE, PA, PP	GMGN 825 (HUESPI607)	08°49'24"	042°29'70"
<i>**Fissidens dissitifolius</i> Sull. (Sullivant 1861: 274)	RE	AT	GMGN 1061 (HUESPI519)	08°49'24"	042°29'70"
<i>*Fissidens flaccidus</i> Mitt. (Mitten 1860: 18)	BR	AM, AT, CA, CE, PA, PP	GMGN 1065 (HUESPI520)	08°49'75"	042°32'50"
<i>*Fissidens goyazensis</i> Broth. (Brotherus 1895: 120)	BR	AM, AT, CA, CE	GMGN 1062 (HUESPI521)	08°49'75"	042°32'50"
<i>Fissidens hornschuchi</i> Mont. (Montagne 1840: 342)	BR	AM, AT, CA, CE, PA, PP	GMGN 1064 (HUESPI522)	08°49'35"	042°33'30"
<i>*Fissidens inaequalis</i> Mitt. (Mitten 1869: 569)	BR	AM, AT, CE	GMGN 707 (HUESPI613)	08°49'75"	042°32'50"
<i>Fissidens lagenarius</i> Mitt. (Mitten 1868: 124)	BR	AM, AT, CA, CE, PA	GMGN 1063 (HUESPI523)	08°49'79"	042°29'50"
<i>**Fissidens leptophyllus</i> Mont. (Montagne 1840: 344)	MO	AM, AT, CE, PA	GMGN 1071 (HUESPI524)	08°50'37"	042°33'30"
<i>**Fissidens palmatus</i> Hedw. (Hedwig 1801: 154)	MO	AM, AT, CE	GMGN 1073 (HUESPI525)	08°49'24"	042°29'70"
<i>**Fissidens perfalcatus</i> Broth. (Brotherus 1900: 13)	MO	AT, CE	GMGN 1069 (HUESPI526)	08°50'37"	042°33'30"
<i>Fissidens serratus</i> Müll. Hal. (Müller 1847: 804)	BR	AM, AT, CA, CE	GMGN 1011 (HUESPI625)	08°50'37"	042°33'30"
<i>***Fissidens steerei</i> Grout (Grout 1943: 191) (Fig. 46)	RE	AT, CE	GMGN 1069 (HUESPI527)	08°50'37"	042°33'30"
<i>Fissidens submarginatus</i> Bruch in Krauss (Krauss 1846: 133)	BR	AM, AT, CA, CE, PA, PP	GMGN 1072 (HUESPI528)	08°50'37"	042°33'30"
<i>***Fissidens weirii</i> Mitt. (Mitten 1869: 602)	MO	AT, CE	GMGN 1073 (HUESPI529)	08°49'79"	042°29'50"
<i>**Fissidens yucatanensis</i> Steere (Steere 1935: 397)	RE	AT	GMGN 1076 (HUESPI530)	08°49'70"	042°33'40"
<i>*Fissidens zollingeri</i> Mont. (Montagne 1845: 1414)	BR	AM, AT, CA, CE, PA	GMGN 1075 (HUESPI531)	08°49'80"	042°29'50"
<b>Hypnaceae</b>					
<i>Vesicularia vesicularis</i> (Schwägr.) Broth. (Schwägrichen 1827: 199; Brotherus 1908: 1094)	BR	AM, AT, CE, PA	GMGN 391 (HUESPI631)	08°49'80"	042°29'50"
<b>Leucobryaceae</b>					
<i>**Campylopus fragilis</i> (Brid.) Bruch & Schimp. (Bridel 1801: 296; Bruch and Schimper 1847: 164)	EN/RE	AT	GMGN 1065 (HUESPI532)	08°49'78"	042°33'40"
<i>Campylopus heterostachys</i> (Hampe) A. Jaeger (Hampe 1865: 581 Jaeger 1872: 421)	BR	AM, AT, CA, CE	GMGN 1070 (HUESPI533)	08°50'37"	042°33'30"
<i>**Campylopus julicaulis</i> Broth. (Brotherus 1924: 261)	EN/MO	AT, PP	GMGN 1064 (HUESPI534)	08°49'53"	042°33'30"
<b>Pottiaceae</b>					
<i>Aschisma carniolicum</i> (F. Weber & D. Mohr) Lindb. (Weber and Mohr 1807: 450; Lindberg 1878: 39)	BR	AT, CA	GMGN 1137 (HUESPI640)	08°49'68"	042°32'56"

Taxon	Distribution pattern	Biome	Voucher	Latitude (S)	Longitude (W)
<i>Hyophila involuta</i> (Hook.) A. Jaeger (Hooker 1819: 154; Jaeger 1873: 354)	BR	AM, AT, CA, CE, PA, PP	GMGN 942 (HUESPI641)	08°49'79"	042°29'51"
* <i>Hyophiladelphus agrarius</i> (Hedw.) R.H. Zander (Hedwig 1801: 116; Zander 1995: 372)	BR	AM, AT, CA, CE	GMGN 1066 (HUESPI535)	08°49'24"	042°29'70"
* <i>Plaubelia sprengelii</i> (Schwägr.) R.H. Zander (Schwägrichen 1823: 119; Zander 1993: 176)	BR	AM, AT, CA, CE	GMGN 1068 (HUESPI536)	08°49'24"	042°29'70"
* <i>Trichostomum brachydontium</i> Bruch (Bruch 1829: 391)	MO	AM, AT, CA, CE	GMGN 696 (HUESPI645)	08°49'80"	042°29'50"
<i>Trichostomum tenuirostre</i> (Hook. & Taylor) Lindb. (Hooker and Taylor 1827: 83; Lindberg 1864: 225)	BR	AM, AT, CA, CE	GMGN 1067 (HUESPI537)	08°49'80"	042°29'50"
Sematophyllaceae					
* <i>Sematophyllum adnatum</i> (Michx.) E. Britton (Michaux 1803: 310-311; Britton 1902: 65)	BR	AM, AT, CA, CE	GMGN 1074 (HUESPI538)	08°50'37"	042°33'45"
<i>Sematophyllum subsimplex</i> (Hedw.) Mitt. (Hedwig 1801: 11-14; Mitten 1869: 492)	BR	AM, AT, CA, CE, PA	GMGN 1076 (HUESPI539)	08°49'80"	042°29'50"
<i>Trichosteleum hornschuchii</i> A. Jaeger (Jaeger 1878: 484)	MO	AM, AT, CA, CE	GMGN 1077 (HUESPI541)	08°50'37"	042°33'25"
<i>Trichosteleum subdemissum</i> (Schimp. ex Besch.) A. Jaeger (Schimper 1876: 250; Jaeger 1878: 418)	BR	AM, CE, AT	GMGN 1075 (HUESPI543)	08°50'37"	042°33'45"
Splachnobryaceae					
** <i>Splachnobryum obtusum</i> (Brid.) Müll. Hal. (Bridel 1806: 118; Müller 1869: 504)	MO	AM, AT, CE, PA	GMGN 889 (HUESPI654)	08°49'55"	042°32'52"
Stereophyllaceae					
<i>Entodontopsis leucostega</i> (Brid.) Buck & Irel. (Bridel 1827: 333; Buck and Ireland 1985: 103)	BR	AM, AT, CA, CE, PA	GMGN 1014 (HUESPI655)	08°49'34"	042°33'42"
** <i>Eulacophyllum cultelliforme</i> (Sull.) W.R. Buck & Ireland (Sullivant 1861: 289; Buck and Ireland 1985: 108)	BR	AM, AT, CE, PA	GMGN 797 (HUESPI656)	08°49'78"	042°33'31"

**Brazilian range.** AC, AM, BA, CE, GO, MA, MS, MT, PE, SP. New record for Caatinga.

Bryophyta

Family Bartramiaceae Schwägr.

***Philonotis cernua* (Wils.) Griffin Buck**, Bryologist 92 (3): 376. 1989.

**Materials examined.** Table 1. Fig. 8.

**Identification.** Characterized by narrow-lanceolate leaves, acuminate and denticulate apex; clear distal papillae, long-rectangular base cells; row of simple, denticulate margin cells; excurrent costa. Habitat: rupicolous.

**Brazilian range.** CE, DF, GO, MA, MG, MT, PB, PR, RJ, RS, SC, SE, SP.

Family Bryaceae Schwägr.

***Brachymerium columbicum* (De Not.) Broth.**, Nat. Pflanzenfam. I(3): 557. 1903.

**Materials examined.** Table 1.

**Identification.** Identified by oblong-lanceolate leaves equally disposed throughout the stem and denticulate margin in upper median portion; leaves erect to imbricate when dry. Habitat: rupicolous, terricolous.

**Brazilian range.** CE, SP. New record for Caatinga.

***Brachymerium fabronioides* (Dozy & Molk.) Bosch & Sande Lac.**, Enum. Bryin. Exot., Suppl. 1:86. 1889.

**Materials examined.** Table 1. Fig. 9.

**Identification.** Characterized by shiny leaves and linear to linear-vermicular cells of the margin. Habitat: rupicolous.

**Brazilian range.** BA, ES. New record for Caatinga.

***Bryum arachnoideum* Müll. Hal.**, Flora 62: 378. 1879.

**Materials examined.** Table 1. Fig. 10.

**Identification.** Characterized by small plants forming tufts; greenish-yellow julaceous leaves and percurrent costa. Habitat: rupicolous.

**Brazilian range.** BA, MG, PE, SE. New record for Caatinga.

***Bryum leptocladon* Sull.**, Proc. Amer. Acad. Arts 5: 282. 1861.

**Materials examined.** Table 1. Fig. 11.

**Identification.** Distinguished by rhomboidal-hexagonal lamina cells; small capsules and smooth spores. Habitat: rupicolous.

**Brazilian range.** BA, CE, DF, GO. New record for Caatinga.

***Bryum limbatum* Müll. Hal.**, Syn. Musc. Frond. 2: 573. 1851.

**Materials examined.** Table 1. Fig. 12.

**Identification.** Distinguished by denticulate margin of upper median portion of leaves. Habitat: rupicolous and corticolous.


**Brazilian range.** DF, ES, MG, MS, PR, RJ, RS, SC, SP. New record for Caatinga.

Family Ephemeraceae J.W. Griff. & Henfr.

***Micromitrium thelephorotheicum* (Florsch.) Crosby**, Bryologist 71: 116. 1968.

**Materials examined.** Table 1. Fig. 13.

**Identification.** Differentiated by reduced size with lanceolate leaves; long hexagonal medial and distal cells; large and broad irregularly-rectangular basal cells; ovoid and rugose capsule. Habitat: terricolous.



**Figures 8-23.** Bryophytes of Serra da Capivara National Park. **8.** *Philonotis cernua* (Wils.) Griffin & Buck. **9.** *Brachymenium fabronioides* (Müll. Hal.) Kindb. **10.** *Bryum arachnoideum* Müll. Hal. **11.** *Bryum leptocladon* Sull. **12.** *Bryum limbatum* Müll. Hal. **13.** *Micromitrium thelephorotheicum* (Florsch.) Crosby. **14.** *Fissidens bryoides* Hedw. **15.** *Fissidens dissitifolius* Sull. **16.** *Fissidens goyazensis* Broth. **17.** *Fissidens inaequalis* Mitt. **18.** *Fissidens leptophyllus* Mont. **19.** *Fissidens perfalcatus* Broth. **20.** *Fissidens steerei* Grout. **21.** *Splachnobryum obtusum* (Brid.) Müll. Hal. **22.** *Eulacophyllum cultelliforme* (Sull.) W.R.Buck & Ireland. **23.** *Lejeunea cancellata* Nees & Mont. Scale bars = 100 µm.

**Brazilian range.** MT, PA, PE, RO. New record for Caatinga.

Family Fissidentaceae Schimp.

*Fissidens bryoides* Hedw., Sp. Musc. Frond. 153. 1801.

**Materials examined.** Table 1. Fig 14.

**Identification.** Characterized by the absence of hyaline axillary nodules in the stem; unistratose limbidium not confluent with the costa apex in all leaves. *Fissidens bryoides* resembles *F. crispus* Mont. by the limbidium of leaves, however, hyaline axillary nodules differentiate it from this species, which has larger cells with thick and sinuous walls and generally longer leaves. Habitat: rupicolous and terricolous.

**Brazilian range.** PE, PR, SP. New record for Caatinga.

*Fissidens crispus* Mont., Ann. Sci. Nat., Bot. 2 9: 57. 1838.

**Materials examined.** Table 1.

**Identification.** Recognized by the presence of hyaline axillary nodules on the stem; oblong-ovate entirely limbate leaves, sometimes crispate when dry; smooth cells with thick walls. *Fissidens crispus* resembles *F. bryoides* Hedw., which has smaller cells without thick walls. Habitat: terricolous.

**Brazilian range.** AM, BA, CE, DF, ES, GO, MG, PE, PR, RJ, RO, RR, RS, SC, SP, TO.

*Fissidens dissitifolius* Sull., Ann. Sci. Nat., Bot. 2 9: 57. 1838.

**Materials examined.** Table 1. Fig. 15.

**Identification.** Characterized by small flabellate gametophytes; generally crispate leaves when dry, with limbidium throughout the lamina usually ending before the apex. Habitat: rupicolous and terricolous.

**Brazilian range.** BA, PR, SP. New record for Caatinga.

*Fissidens flaccidus* Mitt., Trans. Linn. Soc. London 23: 56. 6 f. 18. 1860.

**Materials examined.** Table 1.

**Identification.** Identified by flabellate gametophytes; long lanceolate leaves with limbidium entirely confluent with the apex; smooth pentagonal or hexagonal cells with sinuous walls. It is similar to *Fissidens palmatus* Hedw., which is smaller (generally 2–4 mm alt.), and has cells with straight walls and limbidium not confluent with the apex. Habitat: rupicolous.

**Brazilian range.** AC, AM, BA, CE, DF, ES, GO, MA, MG, MS, MT, PA, PB, PE, PR, RJ, RO, RS, SE, SP, TO.

*Fissidens goyazensis* Broth., Hedwigia 34: 120. 1895.

**Materials examined.** Table 1. Fig. 16.

**Identification.** Characterized by acuminate and completely limbate oblong-lanceolate leaves; excurrent costa; unipapillose cells. *Fissidens goyazensis* resembles *F. angustifolius* Sull., however, this species has larger, pellucid, quadratic to rectangular cells of vaginate laminae and generally precurrent, not excurrent, costa. Habitat: rupicolous and terricolous.

**Brazilian range.** AM, BA, CE, PB, PE, PI, DF, GO, MG, RJ, SP.

*Fissidens inaequalis* Mitt., J. Linn. Soc., Bot. 12: 569. 1869.

**Materials examined.** Table 1. Fig. 17.

**Identification.** Recognized by the reduced size of the gametophytes; leaves with dimorphic cells; large, guttulate, clear, rhomboidal-hexagonal lamina cells; reduced and isodiametric marginal cells forming a margin with 1–3 rows of differentiated cells; limbidium absent. It differs from *Fissidens ornatus* Herzog because this species has a serrated margin, never smooth or crenulate and an acute apex. Habitat: rupicolous and terricolous.

**Brazilian range.** AM, BA, GO, MA, MG, MT, PB, PE, RJ, RO, RR, SE, SP.

*Fissidens leptophyllus* Mont., Ann. Sci. Nat., Bot. 2 14: 344. 1840.

**Materials examined.** Table 1. Fig. 18.

**Identification.** Recognized by oblong-ovoid leaves with very acute apex; costa up to 2–4 cells below the apex; unipapillose cells; limbidium in vaginate lamina of all leaves. Easily confused with *F. submarginatus* Bruch, but this species has oblong leaves and the limbidium occupies the full extent of the vaginate lamina. Habitat: rupicolous, terricolous and termitocolous.

**Brazilian range.** AC, AM, BA, GO, MA, MG, SP. New record for Caatinga.

*Fissidens palmatus* Hedw., Sp. Musc. Frond. 154. 1801.

**Materials examined.** Table 1

**Identification.** Diagnosed by non-sinuous walls of the cells of the leaves lamina and differentiated cells in the mid-region.

**Brazilian range.** AC, BA, CE, GO, MA, PB, PE, SP. New record for Caatinga.

*Fissidens perfalcatus* Broth., Bih. Kongl. Svenska Vetensk.-Akad. Handl. 26, Afd. 3(7): 13. 1900.

**Materials examined.** Table 1. Fig. 19.

**Identification.** Characterized by oblong-ovoid leaves with vaginate lamina that covers the entire stem and usually surpasses it; limbidium occupying the entire extension or until the vaginate lamina of all the leaves; unipapillose cells. It differs from *F. submarginatus* Bruch, which has oblong-lanceolate leaves; vaginate lamina covering part of the stem, never surpassing it; limbidium occupying the full extent of the vaginate lamina. Habitat: rupicolous, terricolous and termitocolous.

**Brazilian range.** BA, ES, GO, MT, PB, PE, TO. New record for Caatinga.

*Fissidens steerei* Grout, N. Amer. Fl. 15: 191. 1943.

**Materials examined.** Table 1. Fig. 20.

**Identification.** Identified by delicate gametophytes and elimbate leaves with strongly obtuse apex. Can be confused with *Fissidens serratus* Müll. Hal., however, the latter has a strongly serrated margin and gradually acute



apex of the phyllidia. Habitat: rupicolous and terricolous.

**Brazilian range.** GO, SP. New record for Caatinga.

*Fissidens weirii* Mitt., J. Linn. Soc., Bot. 12: 602. 1869.

**Materials examined.** Table 1.

**Identification.** Characterized by entirely limbate oblong-lanceolate leaves with limbidium ending before the apex; pluripapillose cells mainly in the apical region. Habitat: rupicolous, terricolous and epigaeous.

**Brazilian range.** GO, MG, PR, RJ, RS, SC, SP. New record for Caatinga.

*Fissidens yucatanensis* Steere, Amer. J. Bot. 22: 397. 1935.

**Materials examined.** Table 1.

**Identification.** Characterized by lanceolate leaves, acute apex with hyaline or reddish cells, unipapillose. It resembles *Fissidens angustifolius* Sull. and *Fissidens goyazensis* Broth. However, *F. angustifolius* has precurrent costa, limbidium not terminating below the apex and the absence of hyaline apical cells, whereas *F. goyazensis* differs by ligulate leaves and percurrent to excurrent costa. Habitat: rupicolous and terricolous.

**Brazilian range.** CE, PA, PB. New record for Caatinga.

*Fissidens zollingeri* Mont., Ann. Sci. Nat., Bot. 34: 114. 1845.

**Materials examined.** Table 1.

**Identification.** Recognized by large, long-rectangular, pellucid cells in the mid region of the vaginate lamina; oblong-lanceolate completely limbate leaves. It resembles *F. bryoides* and *F. crispus*, however, the former has precurrent costa and shorter leaves, while the latter has precurrent costa or ending a few cells below the apex, and dentate margin of the apex and dorsal lamina. Habitat: rupicolous and terricolous.

**Brazilian range.** AC, AL, AM, BA, CE, DF, ES, GO, MA, MG, MS, MT, PA, PB, PE, PR, RJ, RO, RR, RS, SC, SE, SP, TO.

Family Leucobryaceae Schimp.

*Campylopus fragilis* (Brid.) Bruch & Schimp., Bryol. Eur. 1: 164. 1847.

**Materials examined.** Table 1.

**Identification.** Diagnosed by green, erect and rarely branched gametophytes; costa occupies between  $\frac{1}{3}$  and  $\frac{2}{3}$  of the width of the base of the leaf; excurrent with ventral hyalocysts and undifferentiated wing region. Habitat: rupicolous and terricolous.

**Brazilian range.** MG, RJ. New record for Caatinga.

*Campylopus julicaulis* Broth., Ergebn. Bot. Exp. Südbras., Musci 261. 1924.

**Materials examined.** Table 1.

**Identification.** Recognized by thin leaves and tomentose gametophytes. It resembles *Campylopus occultus* Mitt., but does not possess hyaline basal cells of the laminae. Habitat: rupicolous and terricolous.

**Brazilian range.** BA, MG, PR, RJ, RS, SC, SP. New record for Caatinga.

Family Pottiaceae Hampe

*Hyophiladelphus agrarius* (Hedw.) R.H. Zander, Bryologist 98: 372. 1995.

**Materials examined.** Table 1.

**Identification.** Identified by leaves with elongate and smooth costa cells on ventral and dorsal surfaces and the presence of stereids above and below the guide cells in transversal section. Habitat: rupicolous.

**Brazilian range.** AC, AM, BA, CE, DF, MA, MT, PA, PB, PE, RJ, RN, RO, RS, SE, SP, TO.

*Plaubelia sprengelii* (Schwägr.) R.H. Zander, Bull. Buffalo Soc. Nat. Sci. 32: 176. 1993.

**Materials examined.** Table 1.

**Identification.** Characterized by square to rounded cells covering the ventral surface of the costa and the presence of mamilllose cells in the apex of the leaves. It is similar to *Hyophiladelphus agrarius* (Hedw.) R.H.Zander, however, the presence of mamilllose cells in the apex of the leaf differentiates them. Habitat: rupicolous.

**Brazilian range.** AC, AM, RO, BA, MA, PE, GO, MT, MG, RJ, SP.

*Trichostomum brachydontium* (Schimp. ex Besch.) A. Jaeger, Flora 12: 393, pl. 3. 1829.

**Materials examined.** Table 1.

**Identification.** Characterized by erect, non-branched stem with central axis in transverse section and flexuose leaves. It resembles *Tortella humilis* (Hedw.) Jenn. when it is sterile, but can be differentiated by having longer stems and non-fragile leaves. Habitat: rupicolous.

**Brazilian range.** BA, ES, GO, PA, PE, RO.

Family Sematophyllaceae Broth.

*Sematophyllum adnatum* (Michx.) E. Britton, Bryologist 5: 65. 1902.

**Materials examined.** Table 1.

**Identification.** Recognized by narrow-lanceolate leaves, concave lamina, acuminate apex; inflated supra-alar cells. Habitat: rupicolous, terricolous and epigaeous.

**Brazilian range.** AM, BA, DF, ES, GO, MA, MG, MS, MT, PA, RJ, RN, SP, TO.

Family Splachnobryaceae A.K. Kop.

*Splachnobryum obtusum* (Brid.) Müll. Hal., Verh. K.K. Zool.-Bot. Ges. Wien, 19: 504. 1869.

**Materials examined.** Table 1. Fig. 21.

**Identification.** Distinguished by oblong to ligulate leaves with smooth to slightly crenulate margin of the apex. Habitat: rupicolous.

**Brazilian range.** AC, AL, AM, AP, CE, GO, MS, RS, SP. New record for Caatinga.

Family Stereophyllaceae W.R. Buck & Ireland

*Eulacophyllum cultelliforme* (Sull.) W.R. Buck & Ireland, Nova Hedwigia 41: 108. 1985.

**Materials examined.** Table 1. Fig. 22.

**Identification.** Characterized by obtuse to ovate-oblong phyllidia irregularly serrated at the apex; simple costa; and distal papillae in lamina cells. Habitat: rupicolous and corticolous.

**Brazilian range.** AM, BA, ES, MG, MS, MT, PB, PE, PR, RJ, SP, TO. New occurrence record for Caatinga.

Marchantiophyta

Family Cephaloziellaceae Douin

*Cylindrocolea rhizantha* (Mont.) R.M. Schust., Nova Hedwigia 22(1–2): 175. 1971.

**Materials examined.** Table 1.

**Identification.** Recognized by succubous leaves with subquadratic median cells and two lobes with sharp tips. Habitat: rupicolous.

**Brazilian range.** AC, BA, ES, GO, PE, RJ, SP. New record for Caatinga.

Family Lejeuneaceae Cavers

*Lejeunea cancellata* Nees & Mont., Hist. Phys. Cuba, Bot., Pl. Cell. 472. 1842.

**Materials examined.** Table 1. Fig. 23.

**Identification.** Characterized by orbiculate to ovoid underleaves, cuneate base; cells with evident intermediate thickening. Habitat: corticolous.

**Brazilian range.** BA, MS, RJ, SC, SP. New record for Caatinga.

Family Ricciaceae Rchb.

*Riccia erythrocarpa* Jovet-Ast, Cryptog. Bryol. Lichénol. 12: 257. pl. 39–40, 69: 1–5. 1991.

**Materials examined.** Table 1.

**Identification.** Differentiated by thickened walls of the dorsal epidermal cells and rounded spores. Habitat: rupicolous and terricolous.

**Brazilian range.** BA, PE.

*Riccia planobiconvexa* Steph., Bih. Kongl. Svenska Vetensk.-Akad. Handl. 23: 29. 1897.

**Materials examined.** Table 1.

**Identification.** Identified by reddish-brown spores devoid of alae. Habitat: terricolous.

**Brazilian range.** AL, BA, CE, DF, ES, GO, MT, PE, PR, RJ, RN, RS, SC, TO.

*Riccia ridleyi* A. Gepp, J. Linn. Soc., Bot. 27: 74. 1890.

**Materials examined.** Table 1.

**Identification.** Differentiated by the purple margin of the lobe. Habitat: rupicolous and terricolous.

**Brazilian range.** PE. New record for Caatinga.

*Riccia stenophylla* Spruce, Bull. Soc. Bot. France 36: 195. 1889.

**Materials examined.** Table 1.

**Identification.** Differentiated by very narrow thallus segments, 0.3–0.5 mm wide. Habitat: terricolous.

**Brazilian range.** BA, CE, ES, GO, MA, MS, MT, PB, PE, PR, RJ, RS, SC, SP.

*Riccia wainionis* Steph., Bull. Soc. Bot. France 36: 195. 1889.

**Materials examined.** Table 1

**Identification.** Characterized by the colorless margin of the lobule and spores with 7 to 9 areolas of diameter. Habitat: terricolous.

**Brazilian range.** BA, CE, ES, MG, PB, PE, PR, RJ, SE, SP.

## Discussion

Comparing the new data with those presented by Costa and Peralta (2015) reveals that the species of bryophytes found in PNSC represent 62% of the species recorded for the Caatinga and 9% of all the species recorded for the Northeast Region of Brazil; these are significant numbers for the group in this region.

Costa and Peralta (2015) suggest that the Pampa (120 spp.) and Caatinga (96 spp.) are the least bryologically rich biomes in Brazil. However, with the addition of 22 newly recorded species for the Caatinga, the number of bryophyte species of Caatinga nearly equals that of the Pampa biome, which indicates that the bryoflora of the Caatinga is still underestimated (Iganci et al. 2011).

Other studies in Caatinga areas have, as in the present study, found greater species richness of mosses than hepatics (Bastos et al. 1998; Correia et al. 2015; Valente et al. 2017). This is probably due to the morphological complexity of mosses, which provides potential for occupying various environments (Goffinet et al. 2009).

*Notothylas vitalii* Udar and D.K. Singh, which is endemic to Brazil, was found growing on rocky substrate and on soggy soil, two places that remain moist for much of the year. This species has been previously recorded in the Northeast Region in the states of Bahia, Ceará, Maranhão, and Pernambuco according to Flora do Brasil 2020 (2019), but no representative of the phylum Bryophyta has been recorded for state of Piauí, until now.

Fissidentaceae was the most-represented family in the present work. This family was also well represented in the studies of Castro et al. (2002), Correia et al. (2015), Carmo and Peralta (2016), and Rios et al. (2016). Bryaceae was the second richest moss family in the present study, representing approximately 13% of the bryophyte species found. According to Spence and Ramsay (2006), members of this family colonize the most diverse habitats, from hot and disturbed environments to those that are extremely humid. Representatives of this family seem to have a great ability to colonize rock surfaces, which makes them important pioneer species (Silva and Germano 2013).

With regard to distribution patterns, it is noteworthy that the hepatic *Riccia erythrocarpa* Jovet-Ast, a Caatinga endemic, had previously only been reported from the states of Bahia and Pernambuco (Forzza 2010).

The relatively high number of species found, the species previously unknown for the state, and the relatively high number of Brazilian endemic species, reinforce the importance of Serra da Capivara National Park within the national conservation unit system, with environments especially favorable for the development of bryophyte diversity.

## Acknowledgements

We thank the Fundação de Amparo à Pesquisa do Estado do Maranhão for granting a scholarship to the first author, Laboratório de Biodiversidade of the Universidade Estadual do Piauí and Instituto de Botânica for providing infrastructure for the herborizing and identification of samples, and the Instituto Chico Mendes de Conservação da Biodiversidade for the collecting permit and for logistical support of our fieldwork. We also thank to the reviewers who provided helpful comments and valuable suggestions to improve the manuscript.

## Authors' Contributions

GMGN collected the data, wrote the text, and made the identifications; GMC reviewed the text; DFP and HCO confirmed the identifications and reviewed the text.

## References

- Andrade-Lima D (1982) Present day forest refuges in northeastern Brazil. In: Prance GT (Ed.) Biological diversification in the tropics. Columbia University Press, New York, 245–251.
- Bastos CJP, Albertos B, Bôas SBV (1998) Bryophytes from some Caatinga areas in the state of Bahia (Brazil). *Tropical Bryology* 14: 69–75. <https://doi.org/10.11646/bde.14.1.10>
- Bastos CJP, Yano O, Bôas-Bastos SB (2000) Briófitas de campos rupestres da Chapada Diamantina, estado da Bahia, Brasil. *Revista Brasileira de Botânica* 23: 57–368. <https://doi.org/10.1590/S0100-8404200000040000>
- Bischler H, Whittemore AT (2001) *Cronisia* and its two species, *C. fimbriata* and *C. weddellii*. *Cryptogamie Bryologie* 22: 167–174. [https://doi.org/10.1016/S1290-0796\(01\)90001-X](https://doi.org/10.1016/S1290-0796(01)90001-X)
- Bôas-Bastos SBV, Bastos CJP (1998) Briófitas de uma área de Cerrado no município de Alagoinhas, Bahia, Brasil. *Tropical Bryology* 15: 101–110. <https://doi.org/10.11646/bde.15.1.10>
- Bordin J, Yano O (2013) Fissidentaceae (Bryophyta) do Brasil. *Boletim do Instituto de Botânica* 22: 1–168.
- Bridel S (1801) *Animadversiones in muscologiae recentiorum tomum secundum, ab ipso auctore propositae*. *Journal of Botany (Schrader)* 1800 (2): 268–299.
- Bridel S (1806–1812) *Muscologiae recentiorum supplementum*, C.G. Ettinger, Gotha, 167 pp. <https://doi.org/10.5962/bhl.title.20>
- Bridel S (1827) *Bryologia universa seu systematica ad novam methodum dispositio: historia et descriptio omnium muscorum frondosorum hucusque cognitorum cum synonymia ex auctoribus probatissimis*. Pars II. J.A. Barth, Leipzig, 856 pp. <https://doi.org/10.5962/bhl.title.60260>
- Britton EG (1902) The genus *Sematophyllum*. *The Bryologist* 5: 64–66.
- Brotherus VF (1895) *Nouvelles contributions à la flore bryologique du Brésil*. Bihang til Kongliga Svenska Vetenskaps-Akademiens Handlingar 21: 3–76.
- Brotherus VF (1900) *Die Laubmoose der ersten Regnelichen Expedition*. Bihang till Kongliga Svenska Vetenskaps Akademiens Handlingar 26: 1–65.
- Brotherus VF (1903) *Musci (Laubmoose)*. III Unterklasse Bryales: II. Spezieller Teil, Gruppe I. Acrocarpi. In: Engler A, Prantl K (Eds) *Die natürlichen Pflanzenfamilien: insbesondere den Nutzpflanzen, unter Mitwirkung zahlreicher hervorragender Fachgelehrten begründet*. Teil 3. Engelmann, Leipzig, 481–528. <https://doi.org/10.5962/bhl.title.4635>
- Brotherus VF (1908) *Leptobmenium*. *Die Natürlichen Pflanzenfamilien* 1 (3): 1094.
- Brotherus VF (1924) *Musci*. *Ergebnisse der Botanischen Expedition nach Südbrasilien*, 261 pp.
- Bruch P (1829) *Flora oder Botanische Zeitung: welche Recensionen, Abhandlungen, Aufsätze, Neuigkeiten und Nachrichten, die Botanik betreffend, enthält/herausgegeben von der Königl. Botanischen Gesellschaft in Regensburg* 12: 1–393.
- Bruch P, Schimper WP (1847) *Dicranodontium, Campylopus, Oncophorus*. In *Bryologia Europaea* (1) 164: 41.
- Buck WR (1998) *Pleurocarpus Mosses of the West Indies*. *Memoirs of the New York Botanical Garden* 1: 1–401.
- Buck WR, Ireland RR (1985) A reclassification of the Plagiotheciaceae. *Nova Hedwigia* 41: 89–125.
- Campelo MJA, Pôrto KC (2007) Brioflora epífita e epífila da RPPN Frei Caneca, Jaqueira, PE, Brasil. *Acta Botanica Brasilica* 21: 185–192. <https://doi.org/10.1590/S0102-33062007000100017>
- Carmo DM, Peralta DF (2016) Survey of bryophytes in Serra da Canastra National Park, Minas Gerais, Brazil. *Acta Botanica Brasilica* 30 (2): 254–265. <https://doi.org/10.1590/010233062014abb3608>
- Castro NMCF, Pôrto KC, Yano O, Castro AAJF (2002) Levantamento florístico de Bryopsida de Cerrado e mata ripícola do Parque Nacional de Sete Cidades, Piauí, Brasil. *Acta Botanica Brasilica* 16 (1): 61–76. <https://doi.org/10.1590/S0102-33062002000100008>
- Correia RP, Nascimento JA, Batista JPS, Silva MPP, Valente EB (2015) Composição e aspectos de comunidades de briófitas da região da Chapada da Diamantina, Brasil. *Pesquisas, Botânica* 67: 243–254.
- Costa DP, Peralta DF (2015) Bryophytes diversity in Brazil. *Rodriguésia* 66 (4): 1063–1071. <https://doi.org/10.1590/2175-7860201566409>
- Costa DP, Peralta DF (2018) Briófitas. Lista de espécies da flora do Brasil. Jardim Botânico do Rio de Janeiro. <https://floradobrasil.jbrj.gov.br/jabot/floradobrasil/FB128472>, Accessed on: 2018-2-6.
- Crandall-Stotler B, Stotler RE, Long DG (2009) Morphology and classification of the Marchantiophyta. In: Goffinet B, Shaw AJ (Eds) *Bryophyte Biology* 2. Cambridge University Press, Cambridge, 1–54. <https://doi.org/10.1017/CBO9780511754807.002>
- Crosby MR (1968) *Micromitrium* Aust., an earlier name for *Nanomitrium* Lindb. *Bryologist* 71: 114–117. <https://doi.org/10.2307/3240671>
- Flora do Brasil 2020 (2019) *Flora do Brasil 2020*. Under construction. Jardim Botânico do Rio de Janeiro. <http://floradobrasil.jbrj.gov.br/>. Accessed on: 2019-9-2.
- Florschütz PA (1964) *Musci*. *Flora Suriname*. Koninklijke Vereeniging Indisch Instituut, Amsterdam 6 (1): 1–271.
- Forzza RC (2010) Introdução. In: Forzza RC (Ed.) *Lista de espécies da Flora do Brasil*. Jardim Botânico do Rio de Janeiro 1: 1–875.
- Fudali E (2001) The ecological structure of the bryoflora of Wrocław's parks and cemeteries in relation to their localization and origin. *Acta Societatis Botanicorum Poloniae* 70: 229–235. <https://doi.org/10.5586/asbp.2001.030>
- Germano SR, Silva JB, Peralta FD (2016) Paraíba state, Brazil: a hotspot of bryophytes. *Phytotaxa* (3): 251–278. <https://doi.org/10.11646/phytotaxa.258.3.2>

- Goffinet B, Buck WR, Shaw AJ (2009) Morphology, anatomy and classification of the Bryophyta. In: Goffinet B, Shaw AJ (Eds) *Bryophyte biology*, second edition. Cambridge University Press, Cambridge, 56–138. <https://doi.org/10.1017/CBO9780511754807.003>
- Gradstein SR, Churchill SP, Salazar-Allen N (2001) Guide to the bryophytes of tropical America. *Memoirs of the New York Botanical Garden* 1: 1–577.
- Gradstein SR, Costa DP (2003) The Hepaticae and Anthocerotae of Brazil. *Memoirs of the New York Botanical Garden* 87: 1–318.
- Griffin III DG, Buck WR (1989) Taxonomic and phylogenetic studies on the Bartramiaceae. *The Bryologist* 92: 368–380. <https://doi.org/10.2307/3243406>
- Grolle R (1977) *Miscellanea hepaticologica*. *Journal of Bryology* 9: 529–538. <https://doi.org/10.1179/jbr.1977.9.4.529>
- Grout AJ (1943) Fissidentaceae. In Britton NL (Ed.) *North American flora*. Vol. 15. New York Botanical Garden, Bronx, 167–202.
- Hampe E (1865) *Prodromus florum Novo-granatensis ou énumération des plantes de la Nouvelle-Grenade*. *Annales des sciences naturelles, botanique* 4 (5): 324–378.
- Hedwig J (1801) *Species muscorum frondosorum: descriptae et tabulis aeneis lxxvii coloratis illustratae*. Barthius, 1–353. <https://doi.org/10.5962/bhl.title.26>
- Hooker WJ (1819) *Musci exotici*. Longmans, London 1: 1–96. <https://doi.org/10.5962/bhl.title.10721>
- Hooker WJ, Taylor T (1827) *Muscologia Britannica*, second edition, corrected and enlarged. Longman, Rees, Orme, Brown & Green, London, 1–272. <https://doi.org/10.5962/bhl.title.26003>
- Iganci JRV, Heiden G, Miotto STS, Pennington RT (2011) Campos de Cima da Serra: the Brazilian subtropical highland grasslands show an unexpected level of plant endemism. *Botanical Journal of the Linnean Society of London* 167: 378–393. <https://doi.org/10.1111/j.1095-8339.2011.01182.x>
- Jaeger A (1872) *Adumbratio flore muscorum totius orbis terrarum*. Part 2. Bericht über die Thätigkeit der St. Gallischen Naturwissenschaftlichen Gesellschaft 1871: 357–451.
- Jaeger A (1871–1873) *Adumbratio flore muscorum totius orbis terrarum*. Part 7. Bericht über die Thätigkeit der St. Gallischen Naturwissenschaftlichen Gesellschaft während des Vereinsjahres 1: 1–202.
- Jaeger A Sauerbeck F (1878) *Adumbratio flore muscorum totius orbis terrarum*. Part 8. Bericht über die Thätigkeit der St. Gallischen Naturwissenschaftlichen Gesellschaft 1876–1878: 211–454.
- Jovet-Ast S (1987) Un *Riccia* nouveau du nord-est du Brésil: *Riccia vitalii* (Ricciaceae, sous-genre *Riccia*). *Memoirs of the New York Botanical Garden* 45: 283–288.
- Jovet-Ast S (1991) *Riccia* (Hépatiques, Marchantiales) d'Amérique latine, taxons du sous-genre *Riccia*. *Cryptogamie: Bryologie, Lichénologie* 12: 189–370.
- Kindberg NC (1889) Enumeration bryinearum exoticarum quam alphabetice disposuit. *Supplementum primum circiter 1000 acrocarpas complectens*. Ostrogoth, Linköping, 23 pp.
- Krauss F (1846) *Pflanzen des Cap- und Natal-Landes, geammelt und zusammengestellt von Dr. Ferdinand Krauss*. *Flora* 29: 129–138.
- Kunze G (1834) *Synopsis plantarum cryptogamicarum ab E. Poeppig*. *Linnaea*, 1–757.
- Leal IR, Silva JMC, Tabarelli M, Lancher Jr TE (2005) Mudando o curso da conservação da biodiversidade na Caatinga do nordeste do Brasil. *Megadiversidade* 1 (1): 8.
- Leal IR, Tabarelli M, Silva JMC (2003). *Ecologia e conservação da Caatinga*. Editora Universitária, Universidade Federal de Pernambuco, Recife, Brasil, 822 pp.
- Lemos JR, Rodal MJN (2002) Fitossociologia do componente lenhoso de um trecho da vegetação de caatinga no Parque Nacional Serra da Capivara, Piauí, Brasil. *Acta Botanica Brasilica* 16 (1): 40–80. <https://doi.org/10.1590/S0102-33062002000100005>
- Lindberg SO (1864) De *Tortulis* et ceteris *Trichostomeis europaeis*. Öfversigt af Kongl. Vetenskaps-Akademiens Forhandlingar 21: 213–254.
- Lindberg SO (1878) Utkast till en naturlig gruppering af Europas bladmossor med toppsittande frukt (*Bryinae acrocarpae*). J. C. Frenckell & Sons tryckeri, Helsingfors, 39 pp.
- Linnaeus C (1753) *Species plantarum*. Impensis G.C. Nauk, Stockholm, 1200 pp.
- Michaux A (1803) *Flora boreali-Americana, sistens caracteres plantarum quas in America septentrionali collegit et detexit Andreas Michaux*. Parisiis et Argentorati, 301 pp. <https://doi.org/10.5962/bhl.title.50919>
- Mitten W (1860) Hepaticae Indiae orientalis; an enumeration of the species of the Hepaticae of East Indies. *Journal of the Proceedings Linnean Society of London, Botany* 5: 89–108. <https://doi.org/10.1111/j.1095-8312.1860.tb01045.x>
- Mitten W (1868) A list of the Musci collected by the Rev. Thomas Powell in the Samoa or Navigator's Islands. *Journal of the Proceedings of the Linnean Society, Botany* 10: 166–195.
- Mitten W (1869) Musci austro-americani. *Journal of the Proceedings of the Linnean Society, Botany* 12: 1–659.
- Montagne JFC (1838) Centurie I. de plantes cellulaires exotiques nouvelles suite. *Annales des Sciences Naturelles, Botanique* 9 (4): 38–57.
- Montagne JFC (1840) Seconde centurie de plants cellulaires exotiques nouvelles. *Décades VI, VII et VIII. Journal of the Proceedings of the Linnean Society, Botany* 14: 331–337.
- Montagne JFC (1845) Cinquieme centurie de plantes cellulaires exotiques nouvelles decades I à VI. *Annales des Sciences Naturelles, Botanique* 3 (4) : 86–123.
- Montagne JFC (1842) *Histoire physique, politique et naturelle de l'île de Cuba*. Botanique. Plantes cellulaires. Arthus Bertrand, Paris, 454 pp.
- Montagne JFC (1856) Huitième centurie de plantes cellulaires nouvelles tant indigènes qu'exotiques, decades I à III. *Annales des Sciences Naturelles, Botanique* 6: 179–199.
- Moro MF, Lughadha EN, Filer DL, Araújo FS, Martins FR (2014) A catalogue of the vascular plants of the Caatinga phytogeographical domain: a synthesis of floristic and phytosociological surveys. *Phytotaxa* 160 (1): 1–118. <https://doi.org/10.11646/phytotaxa.160.1.1>
- Müller C (1847) De muscis nonnullis novis vel minus cognitiss exoticeis. *Botanische Zeitung* 5: 825–830.
- Müller C (1851) *Synopsis muscorum frondosorum omnium hucusque cognitorum*. Alb. Förstner, Berlin 1: 511–772. <https://doi.org/10.5962/bhl.title.31>
- Müller C (1879) Musci Africae Orientali–tropicae Hildebrandtiani. *Flora* 62: 376–380.
- Müller C (1869) *Splachnobryum*, eine neue Gattung der Splachnaeaceen. *Verhandlungen der Kaiserlich-Königlichen Zoologisch-Botanischen Gesellschaft in Wien* 19: 501–506.
- Nees von Esenbeck C (1833). Hepaticae. In: CFP Martius (Ed.) *Flora Brasiliensis* 1. JG Cottal, Stuttgartiae et Tubingae: 293–390.
- Nees von Esenbeck CG, Montagne JFC (1842) Familia X Hepaticae, Juss. In: Ramon de la Sagra (Ed.) *Histoire physique, politique et naturelle de l'île de Cuba*. Arthus Bertrand, Paris, 427–492.
- Notaris JD (1859) Musci Napoani sive muscorum ad flumen Napo in Columbia. *Memorie della Reale Accademia delle Scienze di Torino* 18: 437–455.
- Oliveira HC, Alves MH (2007) Adições à brioflora do estado do Ceará, Brasil. *Rodriguésia* 58: 1–11. <https://doi.org/10.1590/2175-7860200758101>
- Oliveira HC, Bastos CJP (2009) Jungermanniales (Marchantiophyta) da Chapada da Ibiapaba, Ceará, Brasil. *Acta Botanica Brasilica* 23: 1202–1209. <https://doi.org/10.1590/S0102-33062009000400031>
- Oliveira HC, Bastos CJP (2010) Musgos Pleurocárpicos da Chapada da Ibiapaba, Ceará, Brasil. *Acta Botanica Brasilica* 24:193–204. <https://doi.org/10.1590/S0102-33062010000100019>
- Pellerin J (1991) Aspectos físicos. In: IBAMA. *Plano de Manejo: Parque Nacional Serra da Capivara, Brasília*, 11–19.
- Prance GT (1987) Vegetation. In: Whitmore TC, Prance GT (Eds) *Bio-*

- geography and Quaternary history in tropical America. Oxford Science Publications, Oxford, 28–45.
- Proskauer JM (1955) Notes on hepaticae III. *The Bryologist* 58: 192–200. <https://doi.org/10.2307/3239904>
- Renzaglia KS, Villarreal JC, Duff RJ (2009) New insights into morphology, anatomy and systematics of hornworts. In: Goffinet B, Shaw AJ (Eds) *Bryophyte biology*. Second edition. Cambridge University Press, Cambridge, 139–171. <https://doi.org/10.1017/CBO9780511754807.004>
- Ridley HN (1890) Notes on the botany of Fernando Noronha. *Journal of the Linnean Society, Botany* 27: 1–94. <https://doi.org/10.1111/j.1095-8339.1890.tb00800.x>
- Rios ABM, Oliveira JPS, Silva RP, Neto JFO, Oliveira LS, Peralta DF, Maccagnan DHB (2016) Bryophyte diversity in an area of Brazilian Cerrado in Central West. *Neotropical Biology and Conservation* 11 (3): 132–140. <https://doi.org/10.4013/nbc.2016.113.03>
- Schimper WP (1876) Plantes cellulaires exotiques. *Annales des Sciences Naturelles, Botanique* 6: 3–250.
- Schuster RM (1972) Studies on Cephalozellaceae. *Nova Hedwigia* 22 (1–2): 175.
- Schwaegrichen CF (1816) *Species muscorum frondosorum, supplementum primum*. Barth, Leipzig, 60–61.
- Schwaegrichen CF (1823) *Species muscorum frondosorum, supplementum secundum*. Barth, Leipzig 1: 1–86.
- Schwaegrichen CF (1827) *Species muscorum frondosorum, supplementum secundum*. Barth, Leipzig 2: 1–99.
- Sharp AJ, Crum H, Eckel P (1994) The moss flora of Mexico. *Memoirs of the New York Botanical Garden* 69: 1–1113.
- Silva JB, Germano SR (2013) Bryophytes on rocky outcrops in the Caatinga biome: a conservationist perspective. *Acta Botanica Brasílica* 27: 827–835. <https://doi.org/10.1590/S010233062013000400023>
- Silva JMC (2003) Introdução. Biodiversidade da Caatinga: áreas e ações prioritárias para a conservação. Ministério do Meio Ambiente, Brasília, 349–374.
- Spence JR, Ramsay HP (2006) Bryaceae. In: McCarthy PM (Ed.) *Flora of Australia* 51 (1). Government Printing Office, Canberra, 274–348.
- Spruce R (1889) Hepaticae novae americanae tropical et aliae. *Bulletin de la Société Botanique de France* 36: 188–224.
- Steere WC (1935) The mosses of the Yucatan. *American Journal of Botany* 22: 395–408. <https://doi.org/10.2307/3242876>
- Stephani F (1897) Die Lebermoose der Ersten Regnellischen Expedition nach Südamerika vom F. Stephani, mit einer geographischen Einleitung von C.A.M. Lindman. *Bihang till Kgl. Svenska Vetenskapsakademiens Handlingar* 23 (2): 1–36.
- Stephani F (1898) Species hepaticarum. *Bulletin de le Herbarier Boissier* 6 (1): 309–343.
- Sullivant WS (1861) Musci Cubensis, or mosses collected by Charles Wright in the eastern part of the Island of Cuba during the years 1856, 1857, and 1858. *Proceedings of the American Academy of Arts and Sciences* 5: 273–290.
- Udar R, Singh DK (1980) An interesting *Notothylas* from Brazil. *Miscellaneous Bryology Lichenology* 8: 173–178.
- Valente BE, Pôrto CK, Bastos CJP (2017) Habitat heterogeneity and diversity of bryophytes in campos rupestres. *Acta Botanica Brasílica* 31 (2): 241–249. <https://doi.org/10.1590/0102-33062016abb0450>
- Valente EB, Pôrto KC (2006) Hepáticas (Marchantiophyta) de um fragmento de Mata Atlântica na Serra da Jibóia, município de Santa Terezinha, BA, Brasil. *Acta Botanica Brasílica* 20: 433–441. <https://doi.org/10.1590/S0102-33062006000200018>
- Valente EB, Pôrto KC, Bastos CJP (2011) Checklist de briófitas da Chapada Diamantina, Bahia, Brasil. *Boletim do Instituto de Botânica* 21: 111–124.
- Vanderpoorten A, Goffinet B (2009) *Introduction to bryophytes*. Cambridge University Press, Cambridge, 588 pp. <https://doi.org/10.1017/CBO9780511626838>
- Visnadi SR (2005) Brioflora de Mata Atlântica do estado de São Paulo: região norte. *Hoehnea* 32: 215–23.
- Weber F, Mohr DMH (1807) *Botanisches Taschenbuch auf das Jahr* 69: 1–450.
- Wilson W (1841) On a new species of *Fissidens*. *Journal of Botany, being a second series of the Botanical Miscellany* 3 (2): 383.
- Yano O, Carvalho AB (1995) Briófitas da Serra da Piedade, Minas Gerais, Brasil. In: Noronha MRP (Ed.) *Anais 9º Congresso da Sociedade Botânica de São Paulo*. Sociedade Botânica de São Paulo, São Paulo, 15–25.
- Zander RH (1993) Genera of the Pottiaceae: mosses of harsh environments. *Bulletin of the Buffalo Society of Natural Sciences* 32: 1–378.
- Zander RH (1995) Phylogenetic relationships of *Hyophiladelphus* gen. nov. (Pottiaceae, Musci) and a perspective on the cladistic method. *Bryologist* 98: 363–374. <https://doi.org/10.2307/3243374>
- Zartman CE (2003) Habitat fragmentation impacts on epiphyllous bryophyte communities in central Amazonia. *Ecology* 84: 948–95. <https://doi.org/10.1890/0012-9658>